



US00D759026S

(12) **United States Design Patent**
Russell

(10) **Patent No.:** **US D759,026 S**
(45) **Date of Patent:** **** Jun. 14, 2016**

(54) **LEG MOUNTED MOUSE PAD WITH INTEGRATED MOUSE HOLSTER**

(71) Applicant: **John Russell**, Dade City, FL (US)

(72) Inventor: **John Russell**, Dade City, FL (US)

(**) Term: **14 Years**

(21) Appl. No.: **29/466,277**

(22) Filed: **Sep. 5, 2013**

(51) **LOC (10) Cl.** **14-02**

(52) **U.S. Cl.**
USPC **D14/458**

(58) **Field of Classification Search**
USPC D14/458-461, 447, 451, 457, 251;
D29/120.1; D24/190-192; D6/601
CPC . G06F 3/0395; G06F 3/0219; A47B 21/0314;
A47B 21/0371; A47B 23/002; F16M 11/22
See application file for complete search history.

(56) **References Cited**

U.S. PATENT DOCUMENTS

- D221,262 S * 7/1971 Marshall D12/307
- D305,654 S * 1/1990 Ferdi D14/143
- 5,029,260 A * 7/1991 Rollason B41J 5/10
235/145 R
- 5,355,811 A * 10/1994 Brewer A47B 21/0314
108/43
- D371,772 S * 7/1996 Bird D14/402
- D379,184 S * 5/1997 Luciano D14/218
- D379,460 S * 5/1997 Chang D14/218
- D388,064 S * 12/1997 King D14/458

- D390,210 S * 2/1998 Bickford D14/403
- D392,642 S * 3/1998 Bickford D14/218
- D400,518 S * 11/1998 Cullen D14/403
- D406,141 S * 2/1999 Hill D14/218
- D406,578 S * 3/1999 Fitzsimmons D14/459
- D452,508 S * 12/2001 van Dorrestein D14/457
- D453,163 S * 1/2002 Pitlo D14/457
- 6,368,693 B1 * 4/2002 Livingstone G06F 3/0395
248/205.3
- D462,970 S * 9/2002 Tonizzo D14/458
- D486,497 S * 2/2004 Majeski D14/457
- 2007/0284487 A1 * 12/2007 Dalecki G06F 3/039
248/118.1
- 2009/0090838 A1 * 4/2009 Hovsepian F16M 13/00
248/574

* cited by examiner

Primary Examiner — Deanna L Pratt


(57) **CLAIM**

The ornamental design for a leg mounted mouse pad with integrated mouse holster, as shown.

DESCRIPTION

FIG. 1 is a perspective view of the leg mounted mouse pad with integrated mouse holster of my new design; FIG. 2 is another perspective view thereof; FIG. 3 is a top view thereof; FIG. 4 is a right view thereof; FIG. 5 is a bottom view thereof; FIG. 6 is a front view thereof; FIG. 7 is an enlarged back view thereof; and, FIG. 8 is back view thereof.

1 Claim, 8 Drawing Sheets



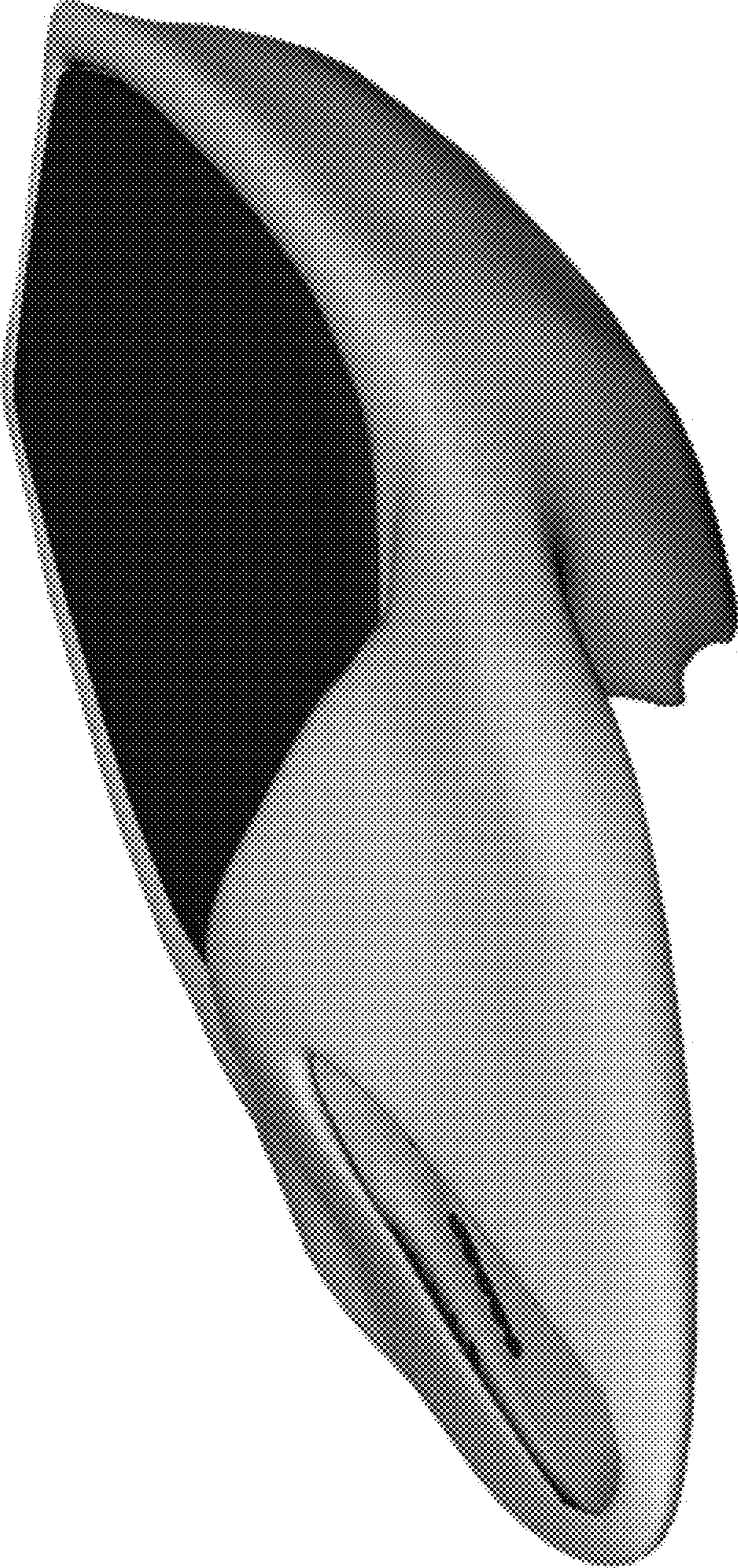


FIG. 1

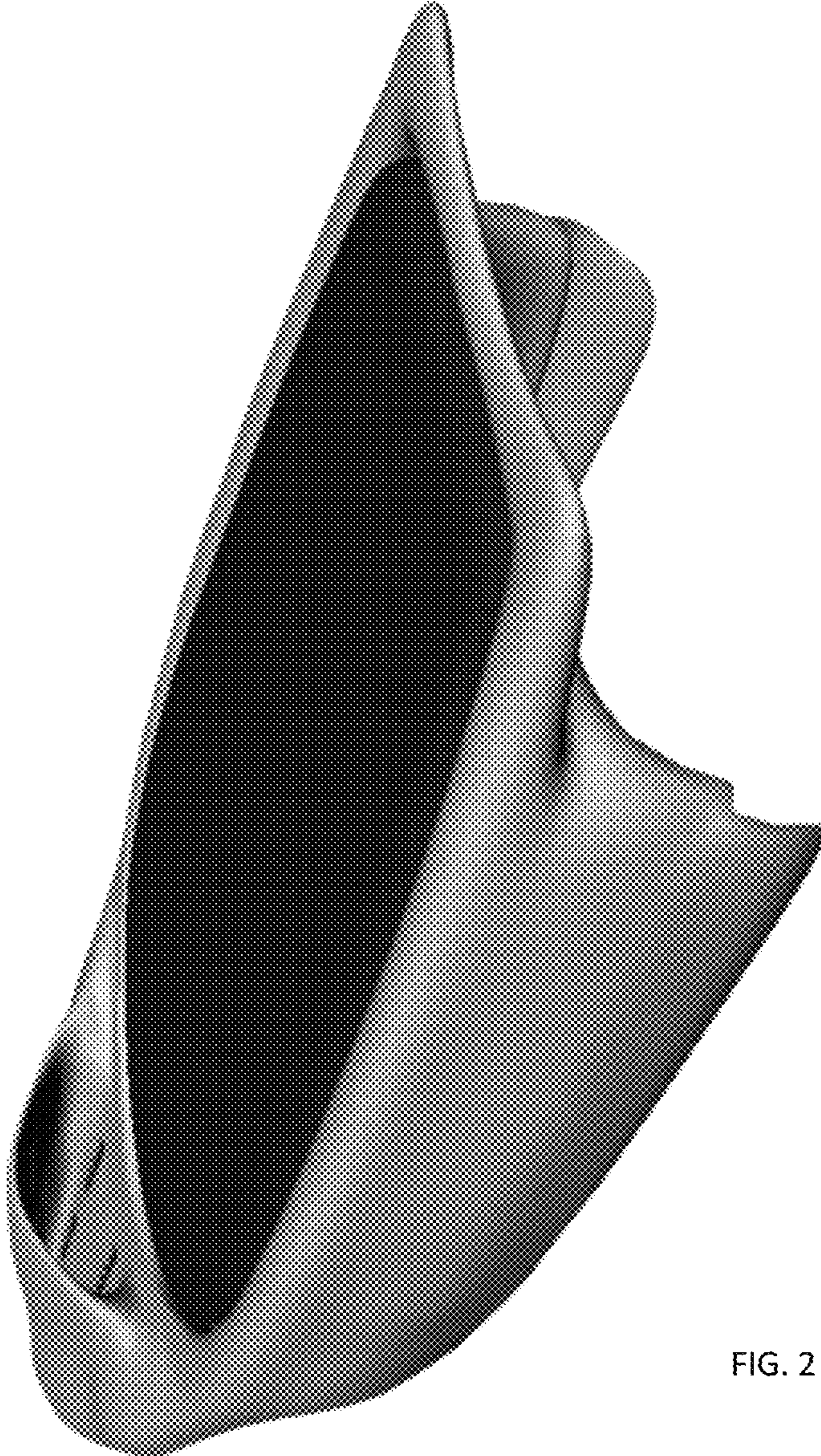


FIG. 2



FIG. 3




FIG. 4




FIG. 5




FIG. 6




FIG. 7




FIG. 8