



US00D758994S

(12) **United States Design Patent**
Jang et al.

(10) **Patent No.:** **US D758,994 S**
(45) **Date of Patent:** **** Jun. 14, 2016**

(54) **AUDIO SYSTEM**

(71) Applicant: **Bose Corporation**, Framingham, MA (US)

(72) Inventors: **Stuart Raymond Jang**, Sudbury, MA (US); **David H. Pitcher**, Worcester, MA (US); **Jay Pupecki**, Worcester, MA (US); **Seth N. Green**, Newton, MA (US)

(73) Assignee: **Bose Corporation**, Framingham, MA (US)

(**) Term: **15 Years**

(21) Appl. No.: **29/538,918**

(22) Filed: **Sep. 9, 2015**

Related U.S. Application Data

(60) Division of application No. 29/469,208, filed on Oct. 8, 2013, now Pat. No. Des. 740,787, which is a continuation-in-part of application No. 13/833,394, filed on Mar. 15, 2013.

(51) **LOC (10) Cl.** **14-03**

(52) **U.S. Cl.**
USPC **D14/214**

(58) **Field of Classification Search**

USPC D14/168, 170-172, 188, 194-196, 204, D14/207, 210-216, 219, 221, 222, 224, 496, D14/218; 181/143, 144, 147, 148, 150, 153, 181/157, 198, 199; 381/300-303, 306, 332, 381/333, 336, 345, 361-364, 386-388
CPC B60R 11/0217; G06F 1/1688; H04M 1/03; H04M 1/035; H04R 1/02; H04R 1/06; H04R 1/021; H04R 1/025; H04R 1/026; H04R 1/028; H04R 1/105; H04R 1/323; H04R 1/403; H04R 1/2803; H04R 1/2834; H04R 5/02; H04R 7/20; H04R 9/06; H04R 9/025; H04R 2201/021; H04R 2400/00; H04R

2400/07; H04R 2499/11; H04R 2499/13; H04R 2499/15; H04S 3/00; H04S 7/30
See application file for complete search history.

(56) **References Cited**

U.S. PATENT DOCUMENTS

3,143,182	A *	8/1964	Sears	H04R 1/2811 181/153
D449,590	S *	10/2001	Lewis	D14/188
D514,545	S *	2/2006	Watanabe	D14/499
D574,849	S *	8/2008	Chen	D14/496
D576,148	S *	9/2008	Lee, Jr.	D14/188
D603,368	S *	11/2009	Jang	D14/194
D633,474	S *	3/2011	Ohashi	D14/168
8,688,431	B2 *	4/2014	Lyons	G06F 3/162 703/21
2008/0089547	A1 *	4/2008	Young	G11B 33/124 381/386

(Continued)

Primary Examiner — Keli L Hill

(57) **CLAIM**

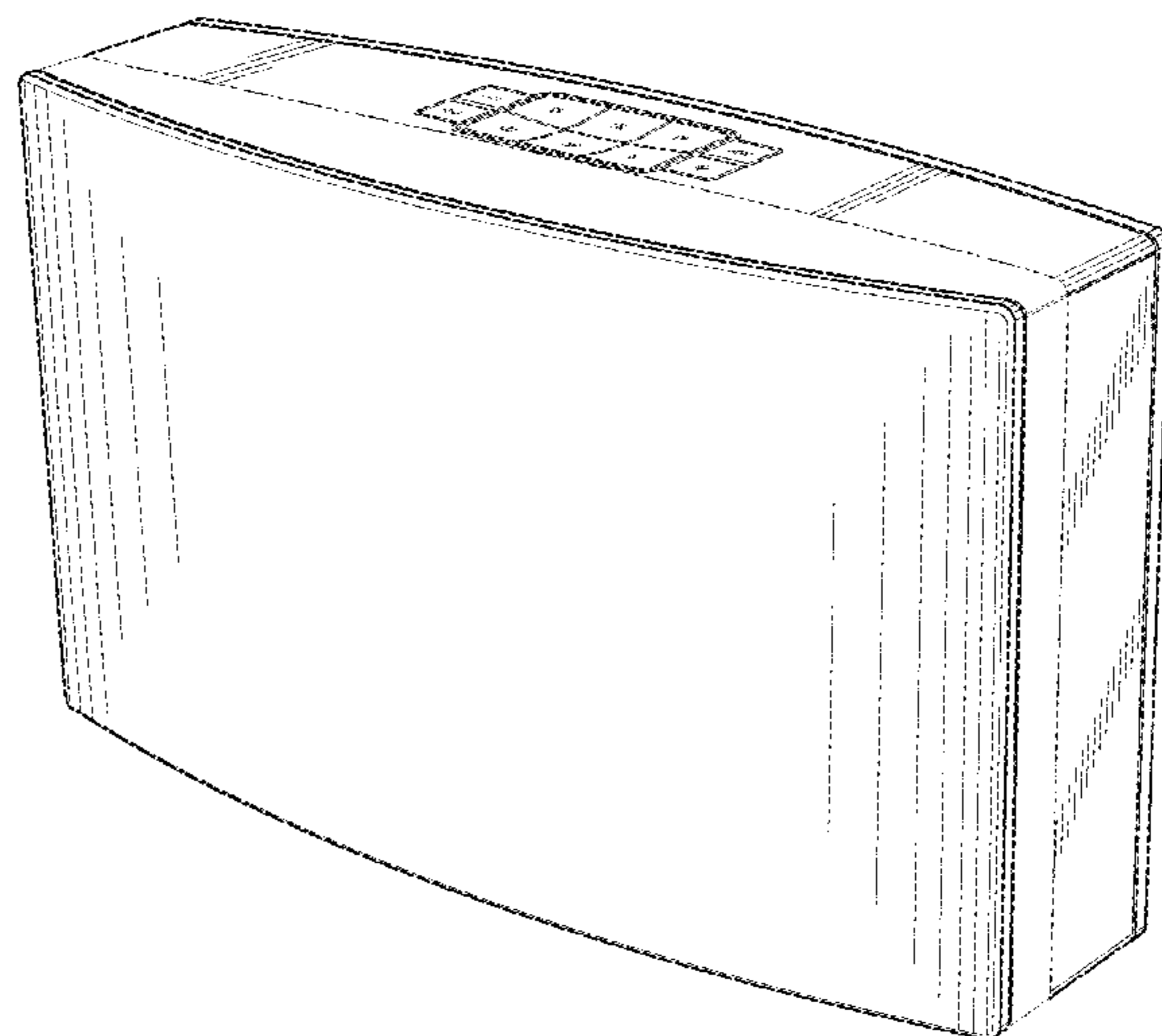
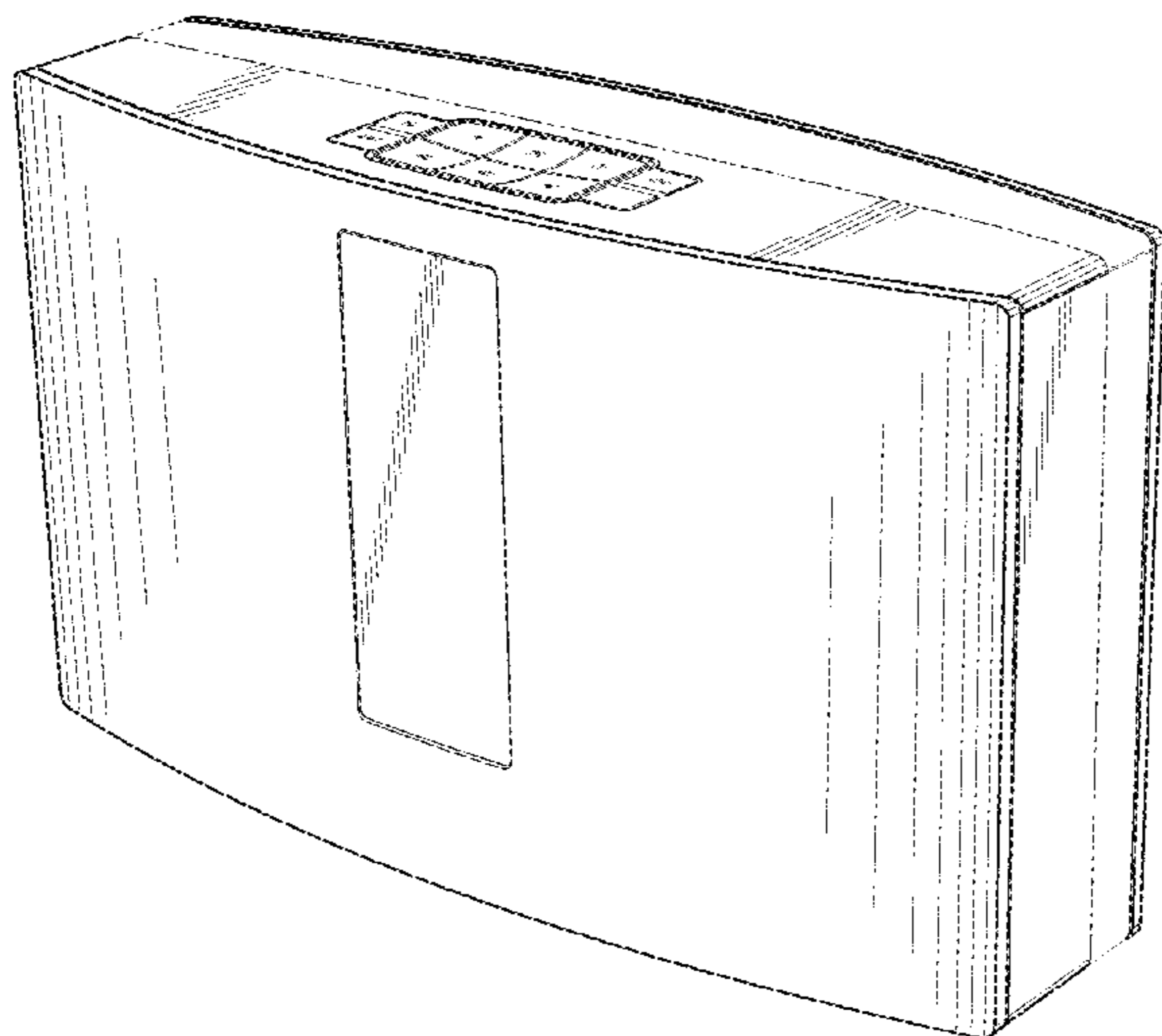
The ornamental design for an audio system, substantially as shown and described.

DESCRIPTION

FIG. 1 is a front, top, and right side perspective view of an audio system, embodying our new design;
FIG. 2 is a perspective thereof as seen from the back, top and left side;
FIG. 3 is a front view thereof;
FIG. 4 is a back view thereof;
FIG. 5 is a top view thereof;
FIG. 6 is a bottom view thereof;
FIG. 7 is a right side view thereof; and,
FIG. 8 is a left side view thereof.

The dot-dot-dash broken lines immediately adjacent the shaded areas represent the bounds of the claimed design while all other broken lines are included for the purpose of illustrating portions of the audio system; the broken lines form no part of the claimed design.

1 Claim, 8 Drawing Sheets



(56)

References Cited

U.S. PATENT DOCUMENTS

2014/0277639 A1* 9/2014 Gomes-Casseres G06F 17/00
700/94

2014/0277651 A1* 9/2014 Gomes-Casseres G06F 17/3074
700/94

* cited by examiner

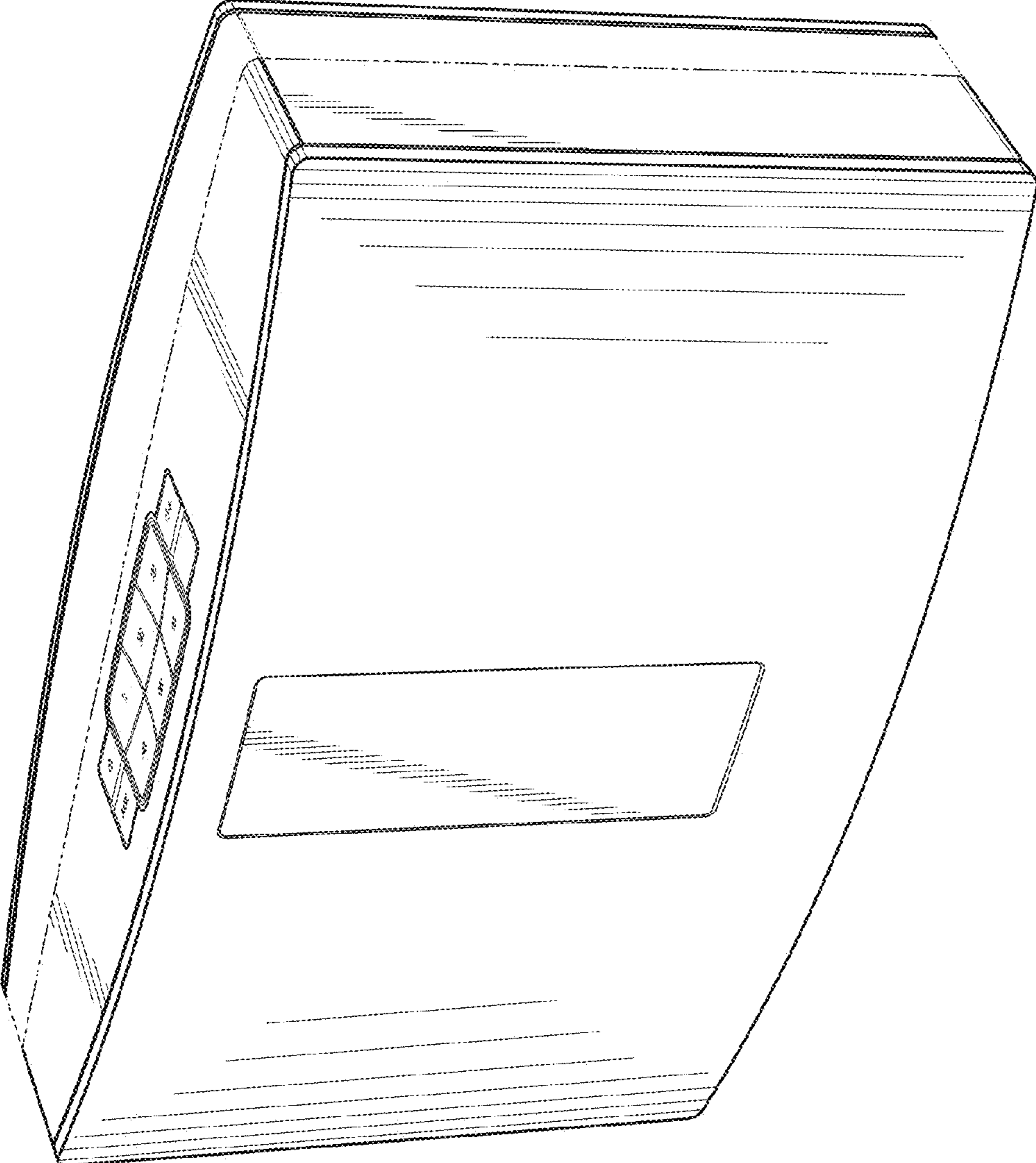


FIG. 1

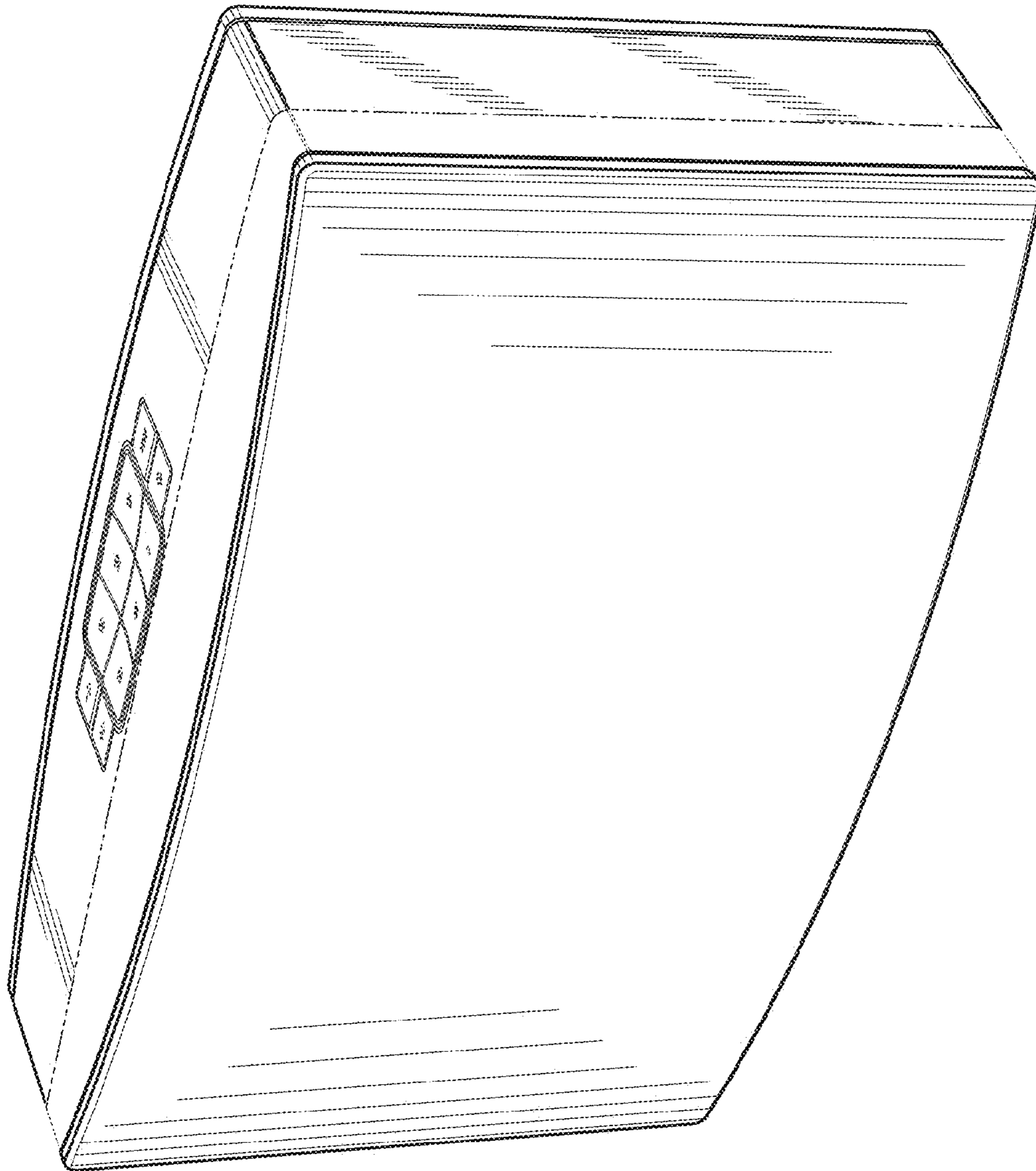


FIG. 2




FIG. 3




FIG. 4

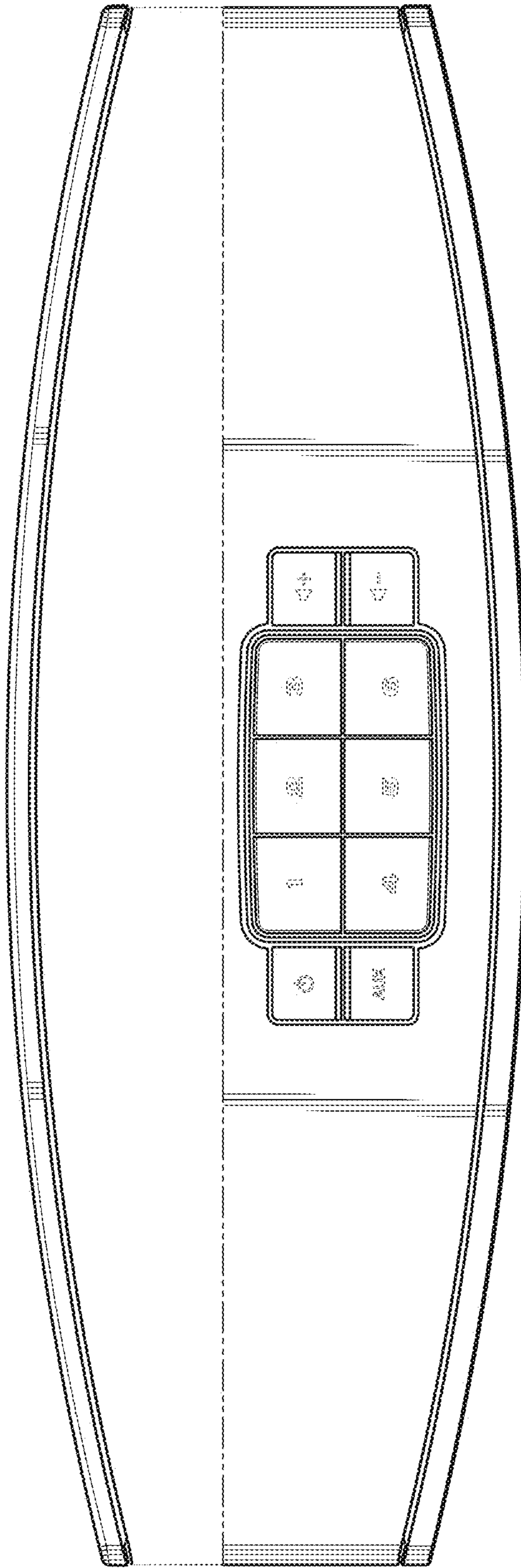


FIG. 5




FIG. 6

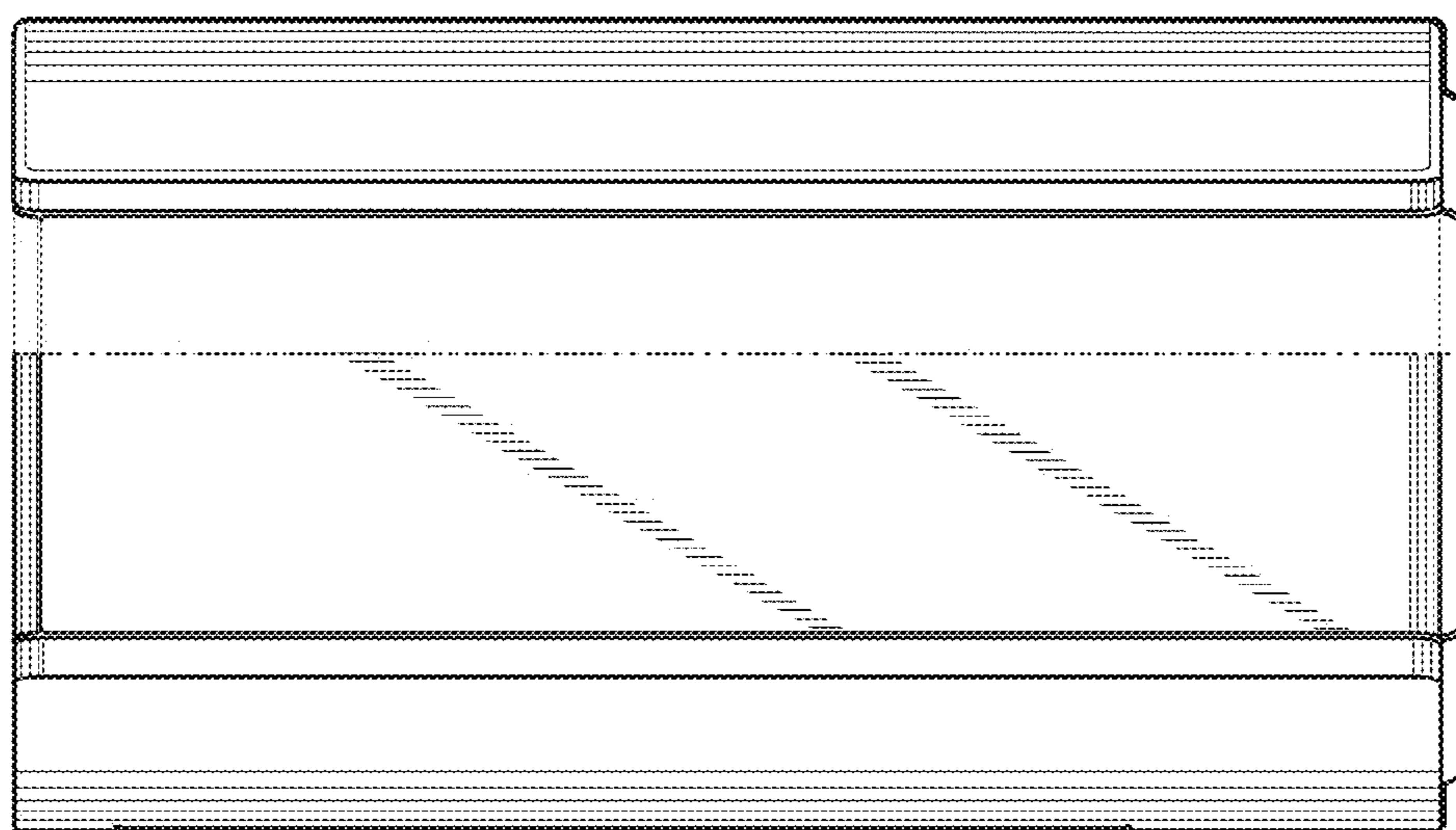


FIG. 7

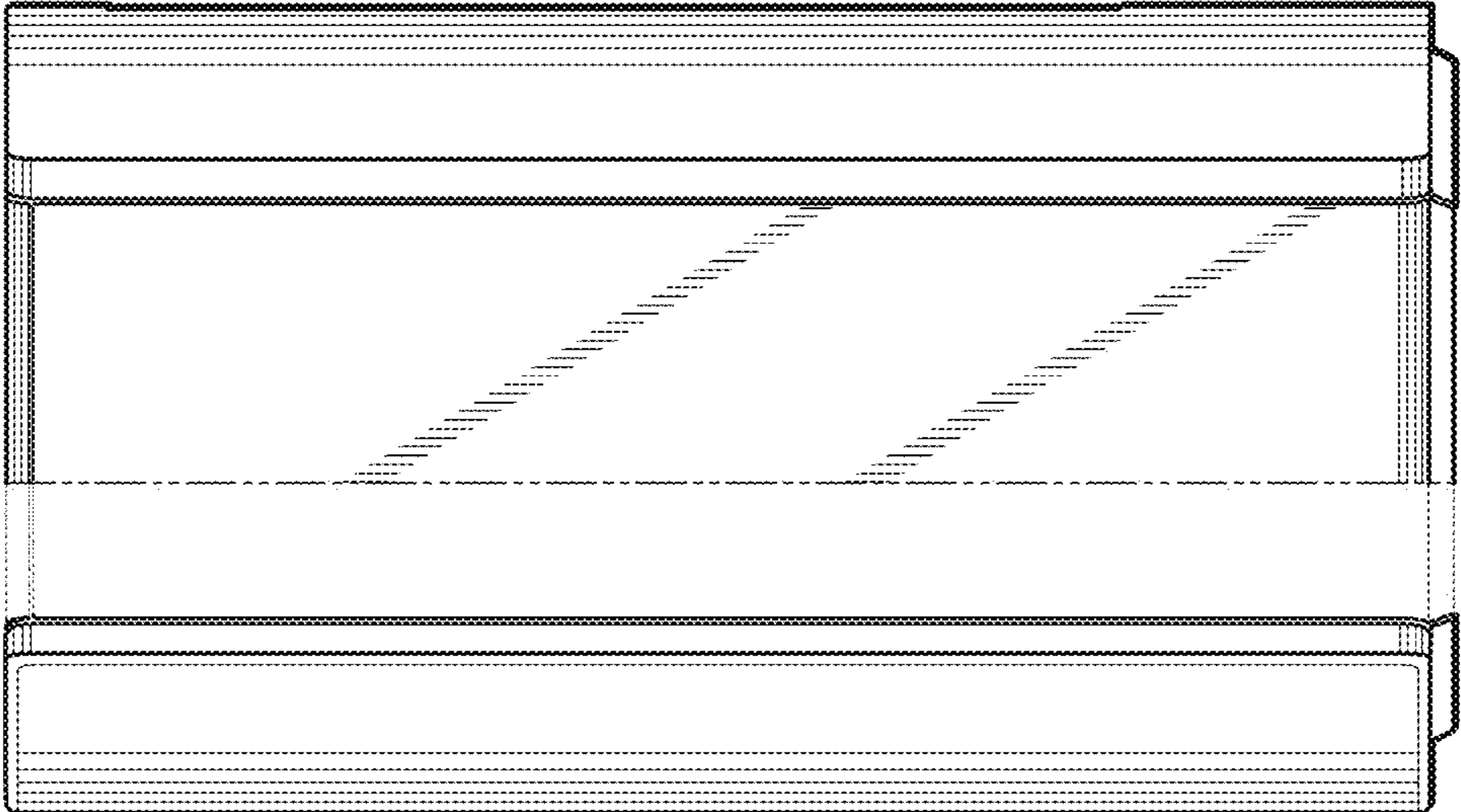


FIG. 8