



US00D758992S

(12) **United States Design Patent**
Garrett et al.

(10) **Patent No.:** **US D758,992 S**

(45) **Date of Patent:** **** Jun. 14, 2016**

(54) **LOUDSPEAKER**

H04R 2499/15; H04S 3/00; H04S 7/30
See application file for complete search history.

(71) Applicant: **Harman International Industries, Incorporated**, Northridge, CA (US)

(56) **References Cited**

(72) Inventors: **James Garrett**, Northridge, CA (US);
Mark Glazer, Northridge, CA (US);
Fred Tubis, Northridge, CA (US)

U.S. PATENT DOCUMENTS

(73) Assignee: **Harman International Industries, Incorporated**, Northridge, CA (US)

D362,439	S	*	9/1995	Mark	D14/211
D368,710	S	*	4/1996	Althans	D14/128
D392,975	S	*	3/1998	Fenner	D14/214
D486,143	S	*	2/2004	Allen	D14/214
D486,474	S	*	2/2004	Allen	D14/215
D580,408	S	*	11/2008	Oikawa	D14/214
D597,531	S	*	8/2009	Cho	D14/214
D672,751	S	*	12/2012	Davies	D14/204
D687,412	S	*	8/2013	Davies	D14/213
D712,377	S	*	9/2014	Delrue	D14/213
D717,277	S	*	11/2014	Park	D14/213
D738,352	S	*	9/2015	Alexander	D14/215

(**) Term: **15 Years**

(21) Appl. No.: **29/531,487**

(22) Filed: **Jun. 26, 2015**

* cited by examiner

Related U.S. Application Data

(63) Continuation-in-part of application No. 29/513,607, filed on Jan. 2, 2015, now abandoned.

Primary Examiner — Keli L Hill

(51) **LOC (10) Cl.** **14-03**

(74) *Attorney, Agent, or Firm* — Plumsea Law Group, LLC

(52) **U.S. Cl.**
USPC **D14/213**; D14/214; D14/215

(57) **CLAIM**


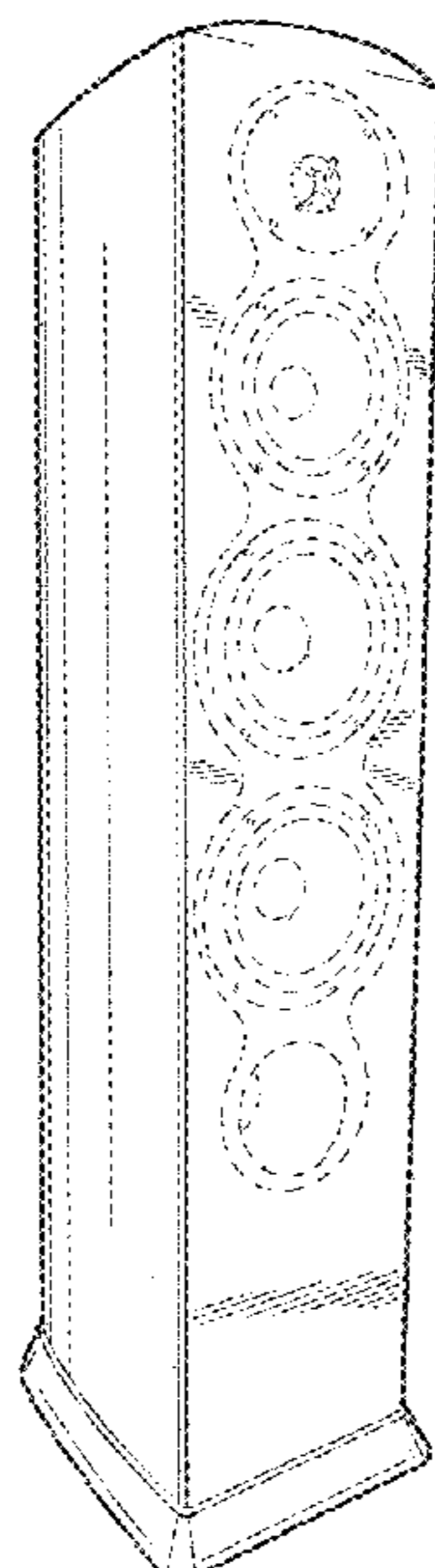
(58) **Field of Classification Search**
USPC D14/167, 168, 170–172, 188, 194–196,
D14/204, 207, 209.1, 210–216, 219, 221,
D14/222, 224, 239, 496; 181/143, 144, 147,
181/148, 150, 153, 157, 198, 199;
381/300–303, 306, 332, 333, 336, 345,
381/361–364, 386–388; 369/6–12
CPC B60R 11/0217; G06F 1/1688; H04M 1/03;
H04M 1/035; H04R 1/02; H04R 1/06; H04R
1/021; H04R 1/025; H04R 1/026; H04R
1/028; H04R 1/105; H04R 1/323; H04R
1/403; H04R 1/2803; H04R 1/2834; H04R
5/02; H04R 7/20; H04R 9/06; H04R 9/025;
H04R 2201/021; H04R 2400/00; H04R
2400/07; H04R 2499/11; H04R 2499/13;

The ornamental design for a loudspeaker, as shown and described.

DESCRIPTION

FIG. 1 is a perspective view of a loudspeaker showing our new design;
FIG. 2 is a rear perspective view thereof;
FIG. 3 is a front elevational view thereof;
FIG. 4 is a side elevational view of one side thereof, the opposite side elevational view being a mirror image thereof;
FIG. 5 is a rear elevational view thereof; and,
FIG. 6 is a top plan view thereof.
The broken line showings form no part of the claimed design.

1 Claim, 3 Drawing Sheets



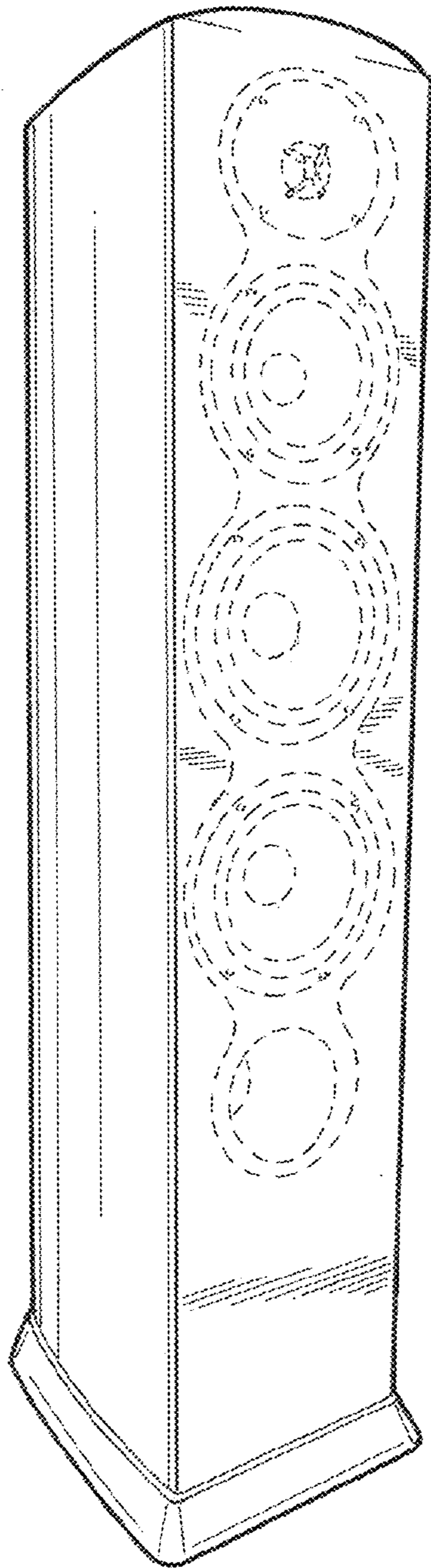


FIG. 1

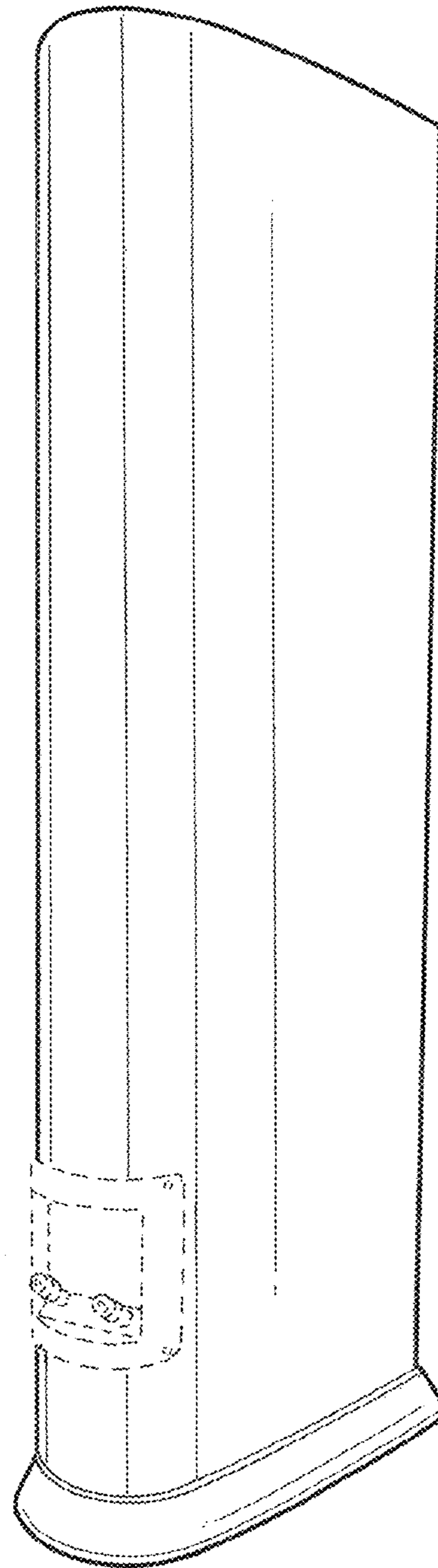


FIG. 2

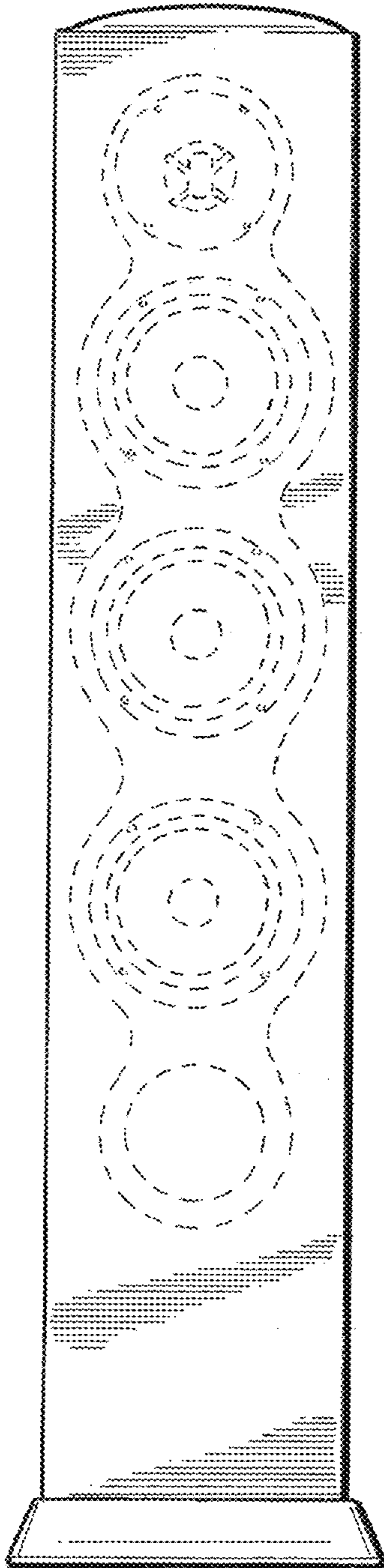


FIG. 3

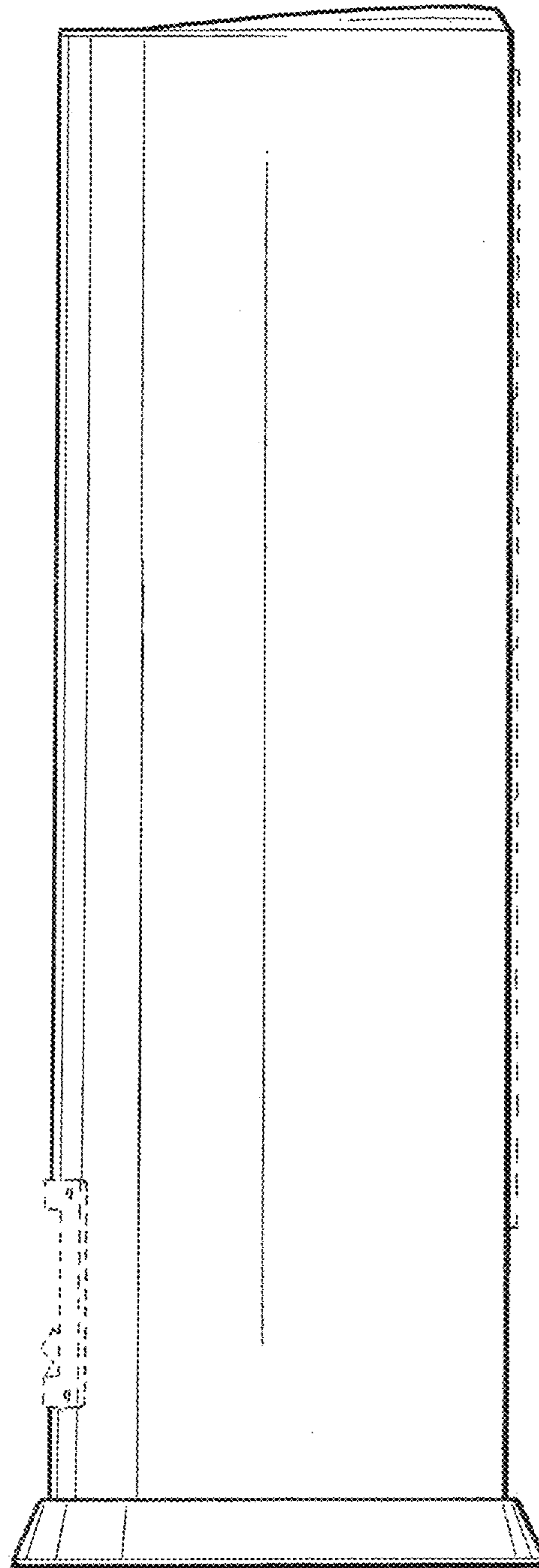


FIG. 4

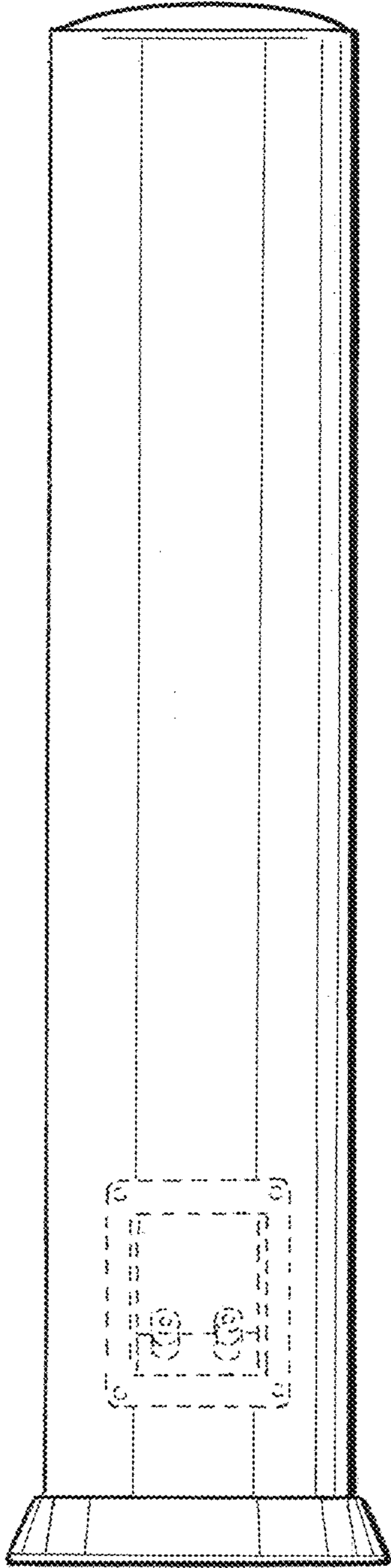


FIG. 5

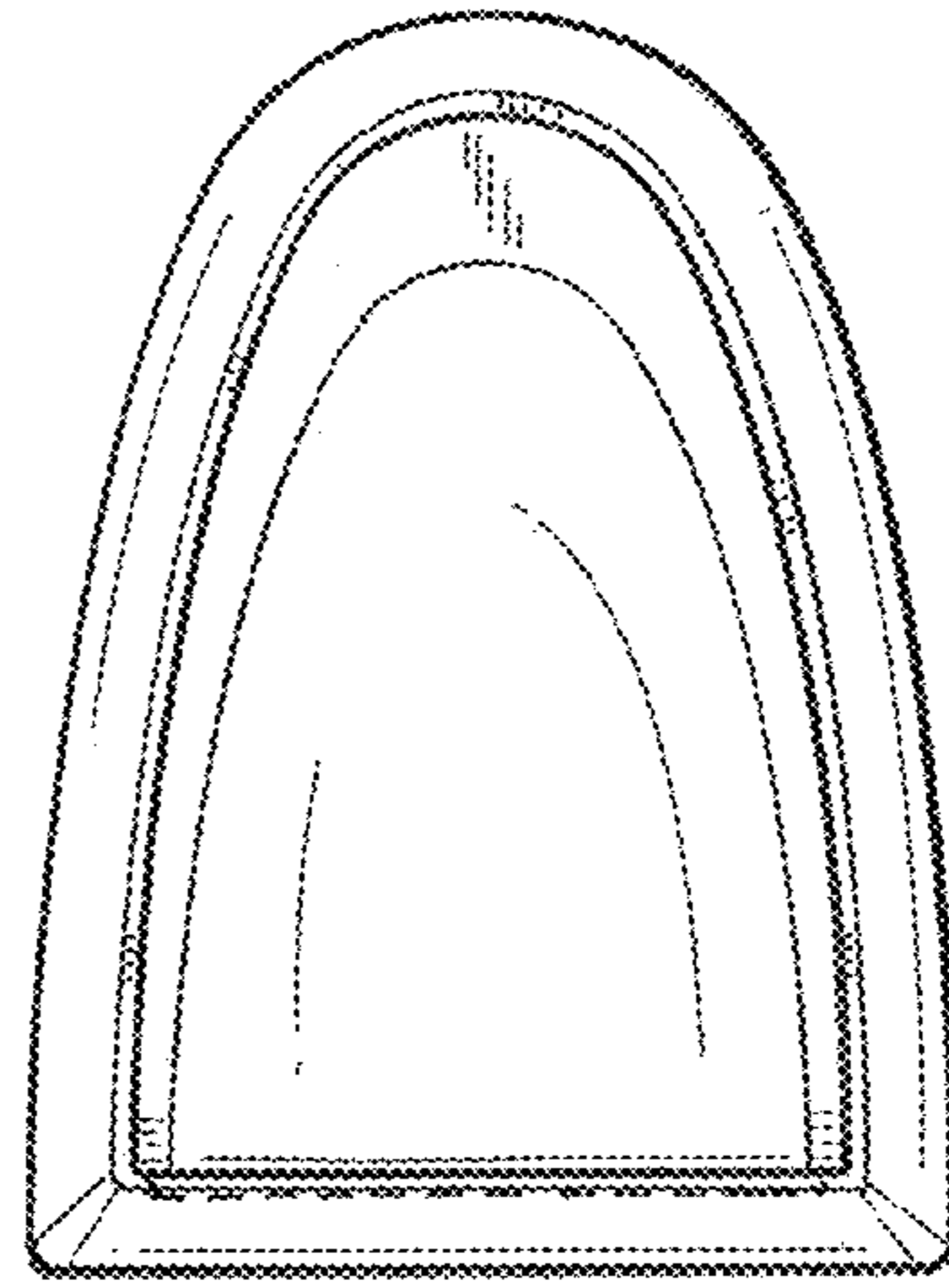


FIG. 6