



US00D758978S

(12) **United States Design Patent**  
**Rooyakkers et al.**

(10) **Patent No.:** **US D758,978 S**  
(45) **Date of Patent:** **\*\* Jun. 14, 2016**

(54) **BACKPLANE FOR AN INDUSTRIAL CONTROL SYSTEM (ICS)**

(71) Applicant: **Bedrock Automation Platforms Inc.**,  
San Jose, CA (US)

(72) Inventors: **Albert Rooyakkers**, Sunnyvale, CA  
(US); **Ken Doucette**, Norton, MA (US)

(73) Assignee: **Bedrock Automation Platforms, Inc.**,  
San Jose, CA (US)

(\*\*) Term: **14 Years**

(21) Appl. No.: **29/462,572**

(22) Filed: **Aug. 6, 2013**

(51) **LOC (10) Cl.** ..... **13-99**

(52) **U.S. Cl.**  
USPC ..... **D13/184**

(58) **Field of Classification Search**  
USPC ..... D14/435, 356, 242, 436, 433, 474, 240,  
D14/496, 385, 358, 480.1-480.7, 432;  
360/97.01, 685, 686, 752, 737, 732,  
360/784, 803; 439/135, 144, 139-141, 147,  
439/136, 638, 518, 131; 365/51, 63, 131;  
710/52, 300, 313, 305; 711/115, 103,  
711/154, 161-162; 70/58; 323/210;  
713/186, 1; 382/124; 235/492;  
D13/147, 110, 103, 108, 184; 211/26;  
312/223.1; 307/104; D24/138  
CPC ..... H01F 41/00  
See application file for complete search history.

(56) **References Cited**

**U.S. PATENT DOCUMENTS**

D481,008 S	10/2003	Wade
D492,248 S	6/2004	Gregory et al.
D507,783 S	7/2005	Phipps et al.
D508,026 S	8/2005	Phipps et al.
D508,897 S	8/2005	Phipps et al.
D591,230 S	4/2009	Tasai
D592,129 S	5/2009	Masuda et al.
D678,185 S	3/2013	Horiuchi et al.

D680,950 S	4/2013	Nam et al.	
D695,681 S	12/2013	Nam et al.	
D699,671 S	2/2014	Waiz et al.	
D714,213 S *	9/2014	Rooyakkers	D13/103
D715,934 S *	10/2014	Mirrer	D24/138
8,868,813 B2 *	10/2014	Calvin	G06F 13/00 710/305
D721,706 S *	1/2015	Rooyakkers	D13/110
D721,707 S *	1/2015	Rooyakkers	D13/110
2002/0020682 A1 *	2/2002	Broome	H05K 7/186 211/26
2003/0102785 A1 *	6/2003	Tsai	G06F 1/184 312/223.1
2014/0327318 A1 *	11/2014	Calvin	H01F 38/14 307/104

\* cited by examiner

*Primary Examiner* — Ian Simmons

*Assistant Examiner* — Harold Blackwell, II

(74) *Attorney, Agent, or Firm* — Advent, LLP

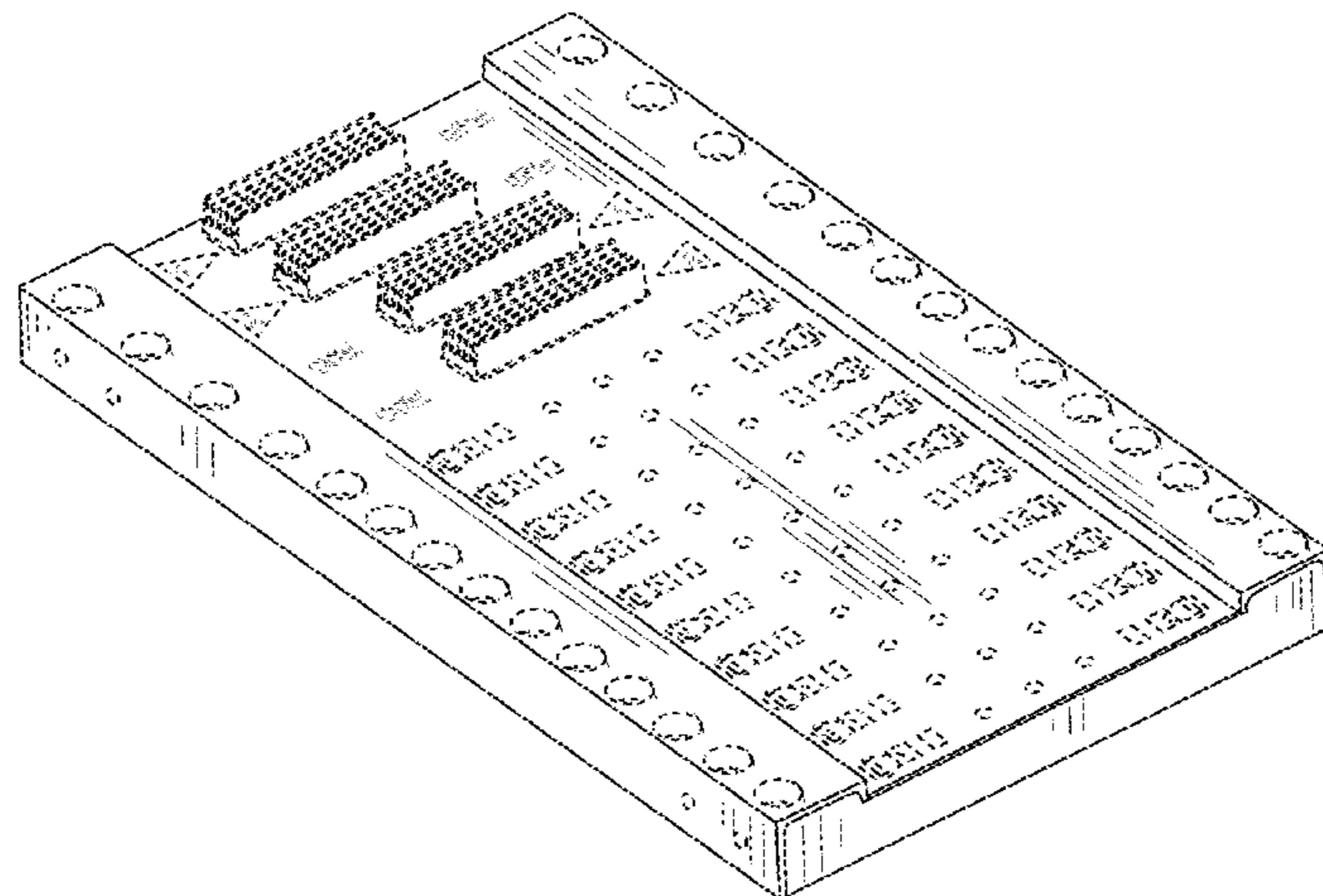
(57) **CLAIM**

The ornamental design for backplane for an industrial control system (ICS), as shown and described.

**DESCRIPTION**

FIG. 1 is a first isometric view of a backplane for an industrial control system (ICS);  
FIG. 2 is a top plan view of the backplane for an industrial control system (ICS) of FIG. 1;  
FIG. 3 is a first side elevation view of the backplane for an industrial control system (ICS) of FIG. 1;  
FIG. 4 is a first end elevation view of the backplane for an industrial control system (ICS) of FIG. 1;  
FIG. 5 is a second side elevation view of the backplane for an industrial control system (ICS) of FIG. 1;  
FIG. 6 is a second end elevation view of the backplane for an industrial control system (ICS) of FIG. 1;  
FIG. 7 is a bottom plan view of the backplane for an industrial control system (ICS) of FIG. 1; and,  
FIG. 8 is a second isometric view of the backplane for an industrial control system (ICS) of FIG. 1.  
The broken lines in the drawings illustrate portions of the backplane for an industrial control system (ICS) which form no part of the claimed design.

**1 Claim, 5 Drawing Sheets**



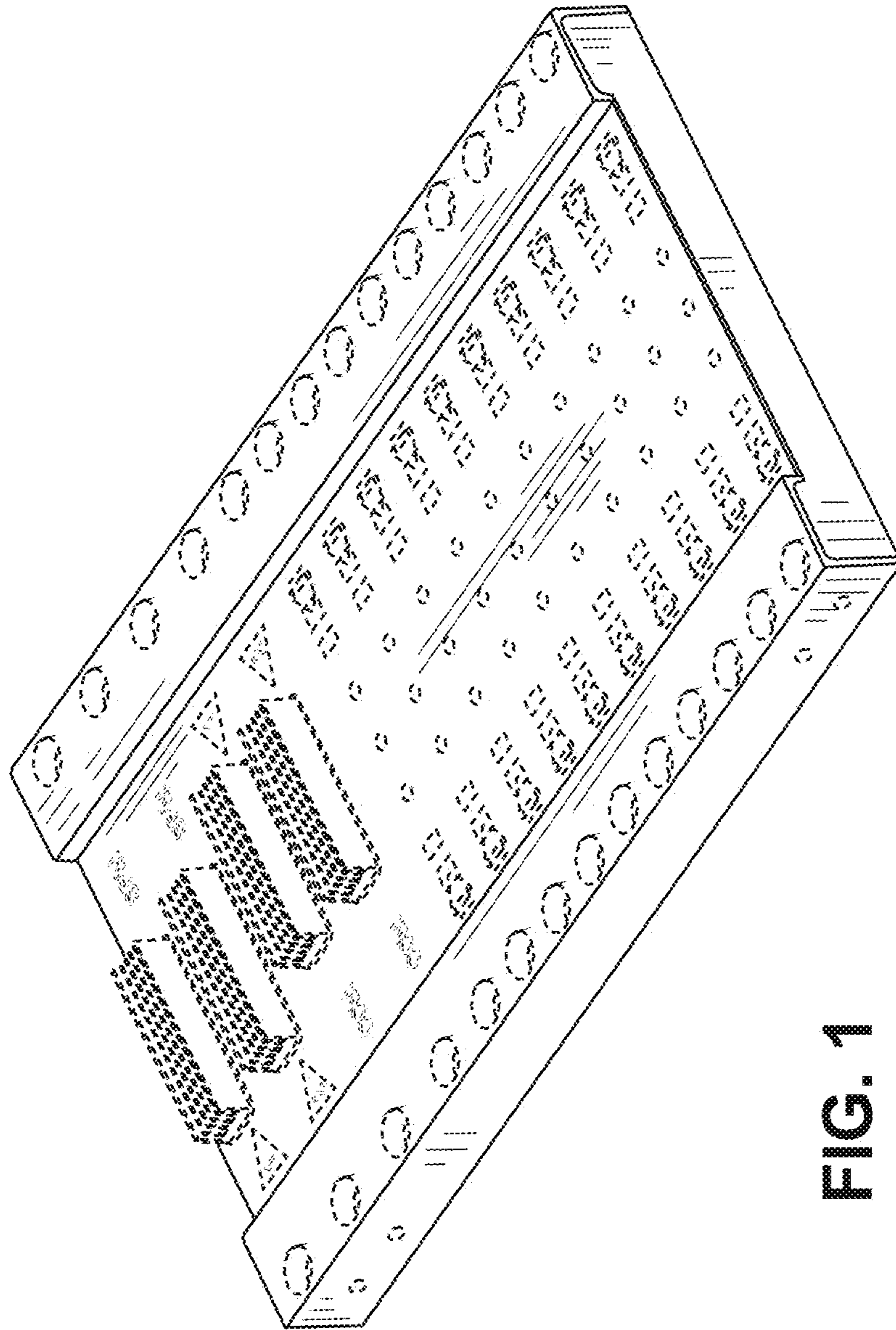


FIG. 1

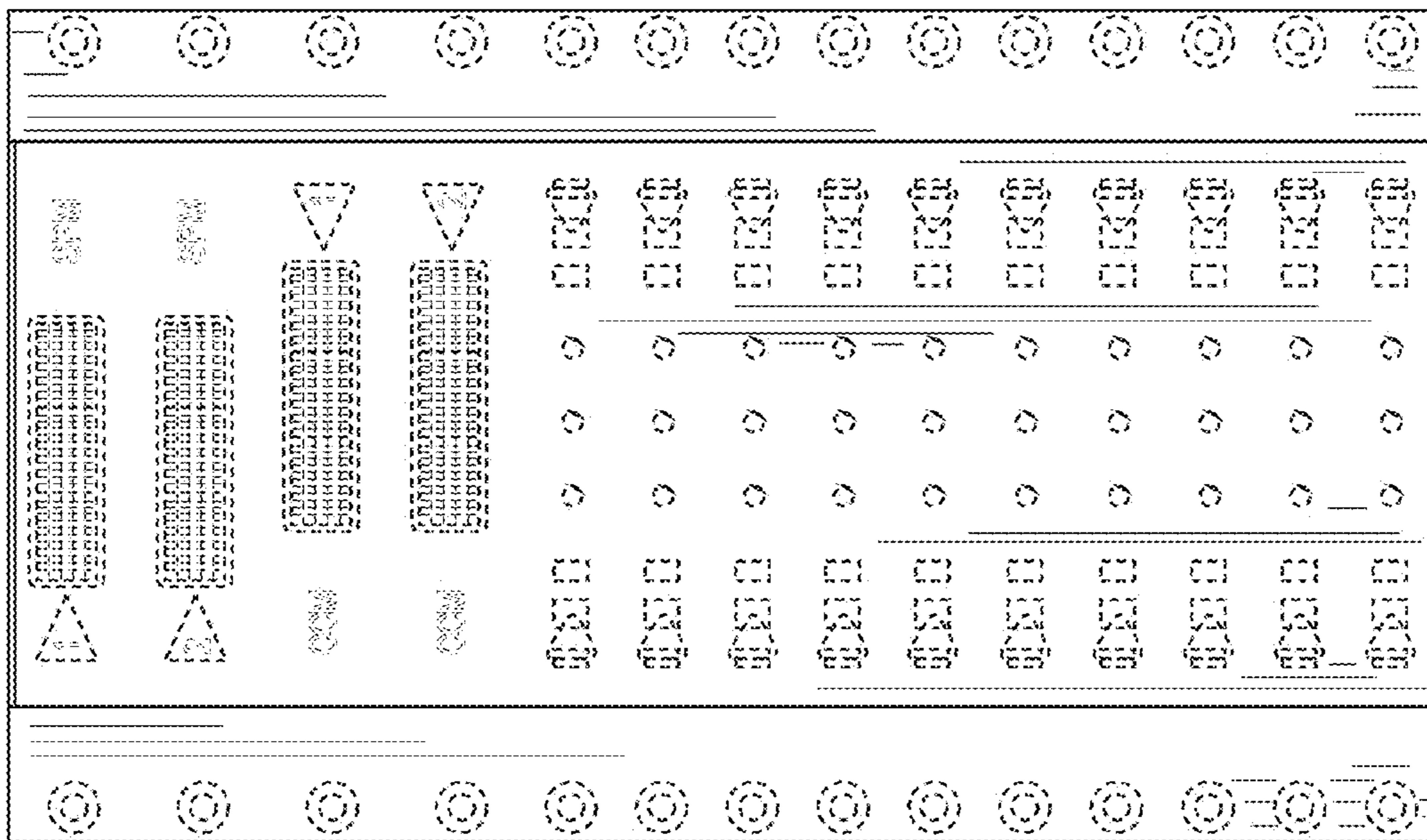


FIG. 2




FIG. 3




FIG. 4



FIG. 5

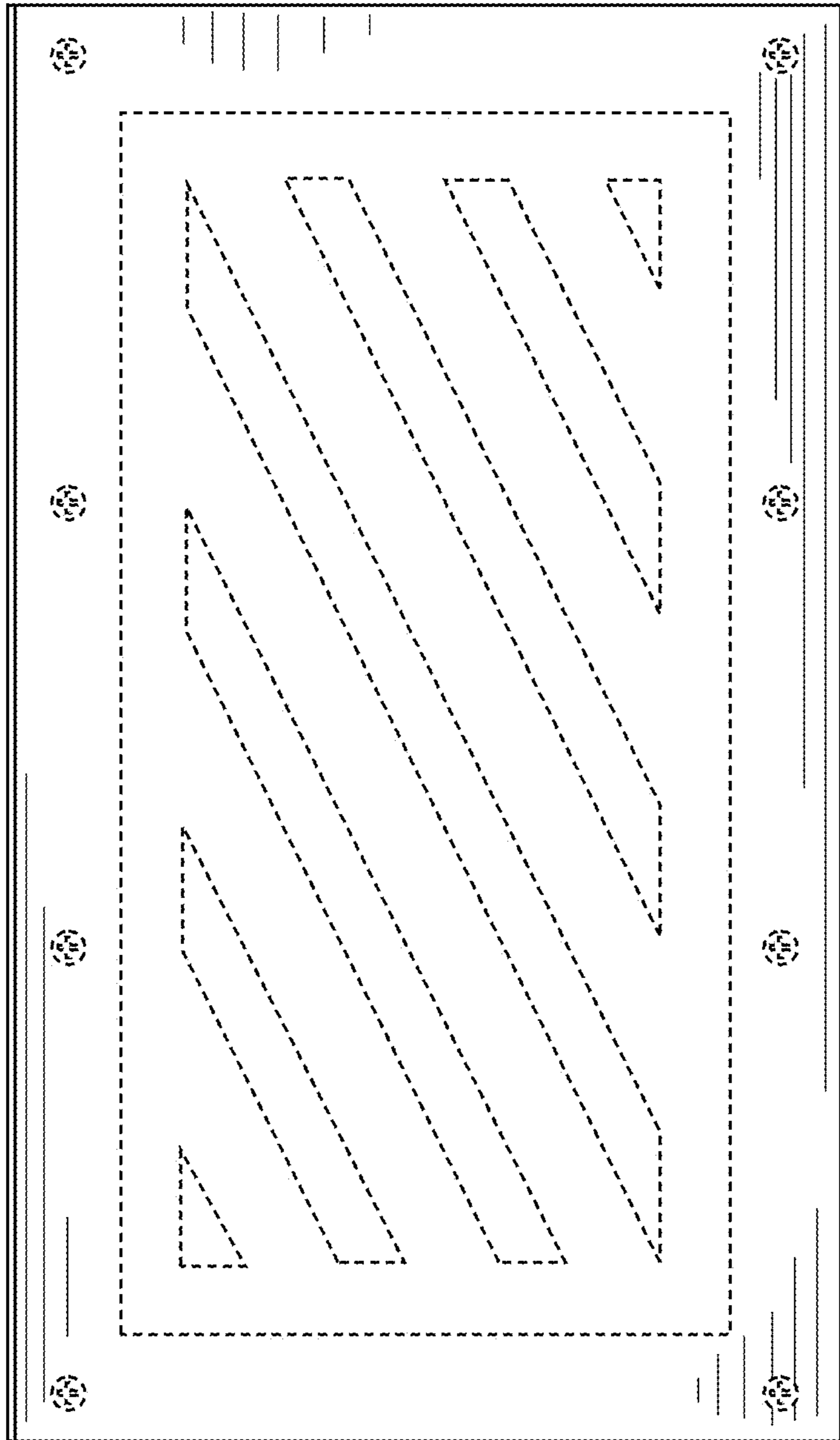


FIG. 6




FIG. 7

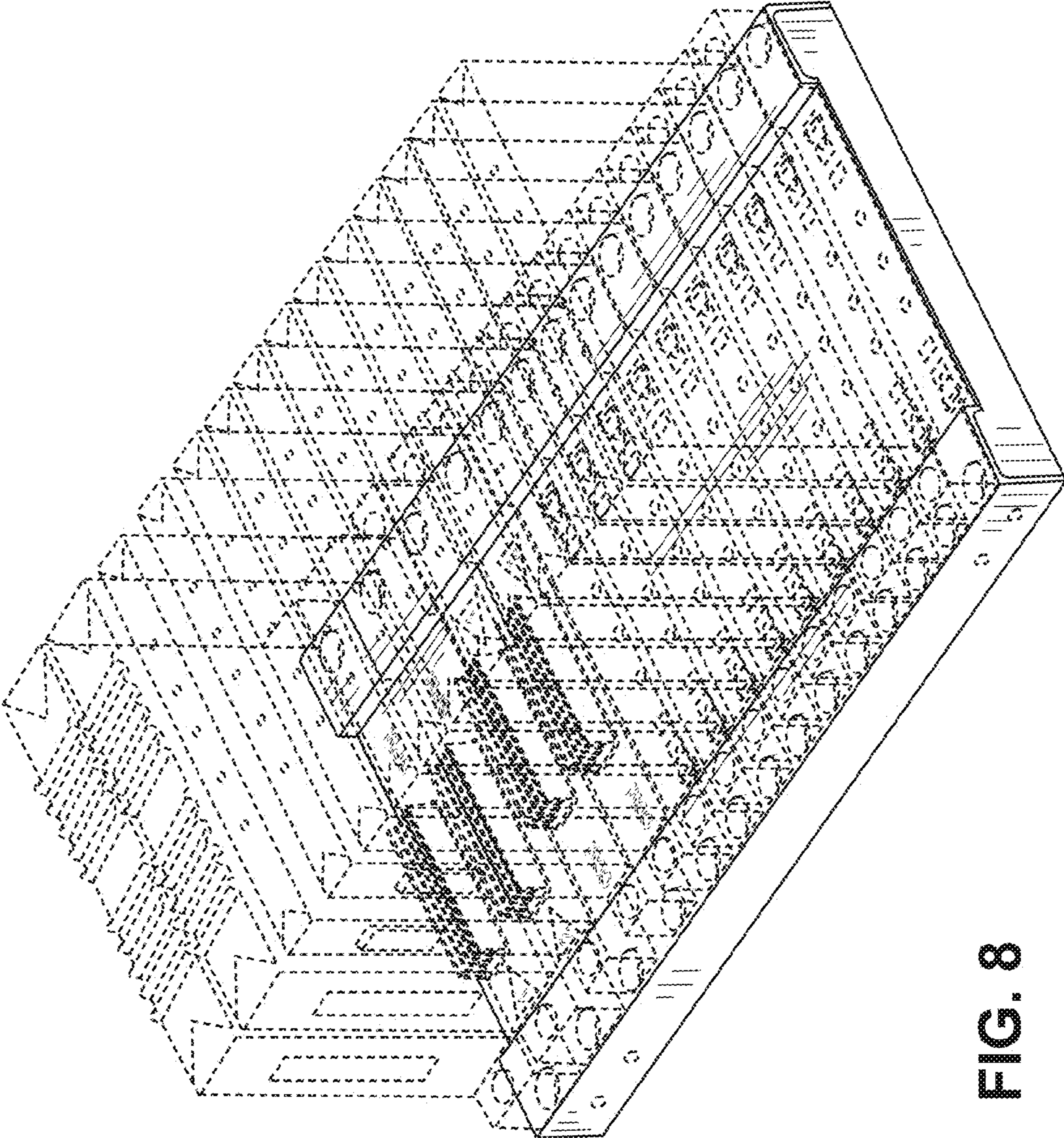


FIG. 8