



US00D758976S

(12) **United States Design Patent**
Reiherzer et al.

(10) **Patent No.:** **US D758,976 S**
(45) **Date of Patent:** **** *Jun. 14, 2016**

(54) **LED PACKAGE**
(71) Applicant: **CREE, INC.**, Durham, NC (US)
(72) Inventors: **Jesse Reiherzer**, Wake Forest, NC (US);
Michael John Bergmann, Raleigh, NC (US); **Joseph Gates Clark**, Raleigh, NC (US)
(73) Assignee: **CREE, INC.**, Durham, NC (US)
(*) Notice: This patent is subject to a terminal disclaimer.

(**) Term: **14 Years**

(21) Appl. No.: **29/462,795**

(22) Filed: **Aug. 8, 2013**

(51) **LOC (10) Cl.** **13-03**

(52) **U.S. Cl.**
USPC **D13/180**

(58) **Field of Classification Search**
USPC D13/180; D26/1; 257/79, 80, 81, 88,
257/89, 95, 98, 99, 100, E33.058; 313/483,
313/498, 500; 362/555, 800
CPC ... H01L 25/167; H01L 25/0753; H01L 33/00;
H01L 33/04; H01L 33/08; H01L 33/10;
H01L 33/20; H01L 33/38; H01L 33/42;
H01L 33/48; H01L 33/483; H01L 33/486
See application file for complete search history.

(56) **References Cited**

U.S. PATENT DOCUMENTS

4,013,916 A 3/1977 Brown
4,946,547 A 8/1990 Palmour

(Continued)

FOREIGN PATENT DOCUMENTS

CN 1417868 A 5/2003
CN 1977399 6/2007

(Continued)

OTHER PUBLICATIONS

First Office Action from Chinese Design Patent appl. No. 201330524820.7, dated Feb. 20, 2014.

(Continued)


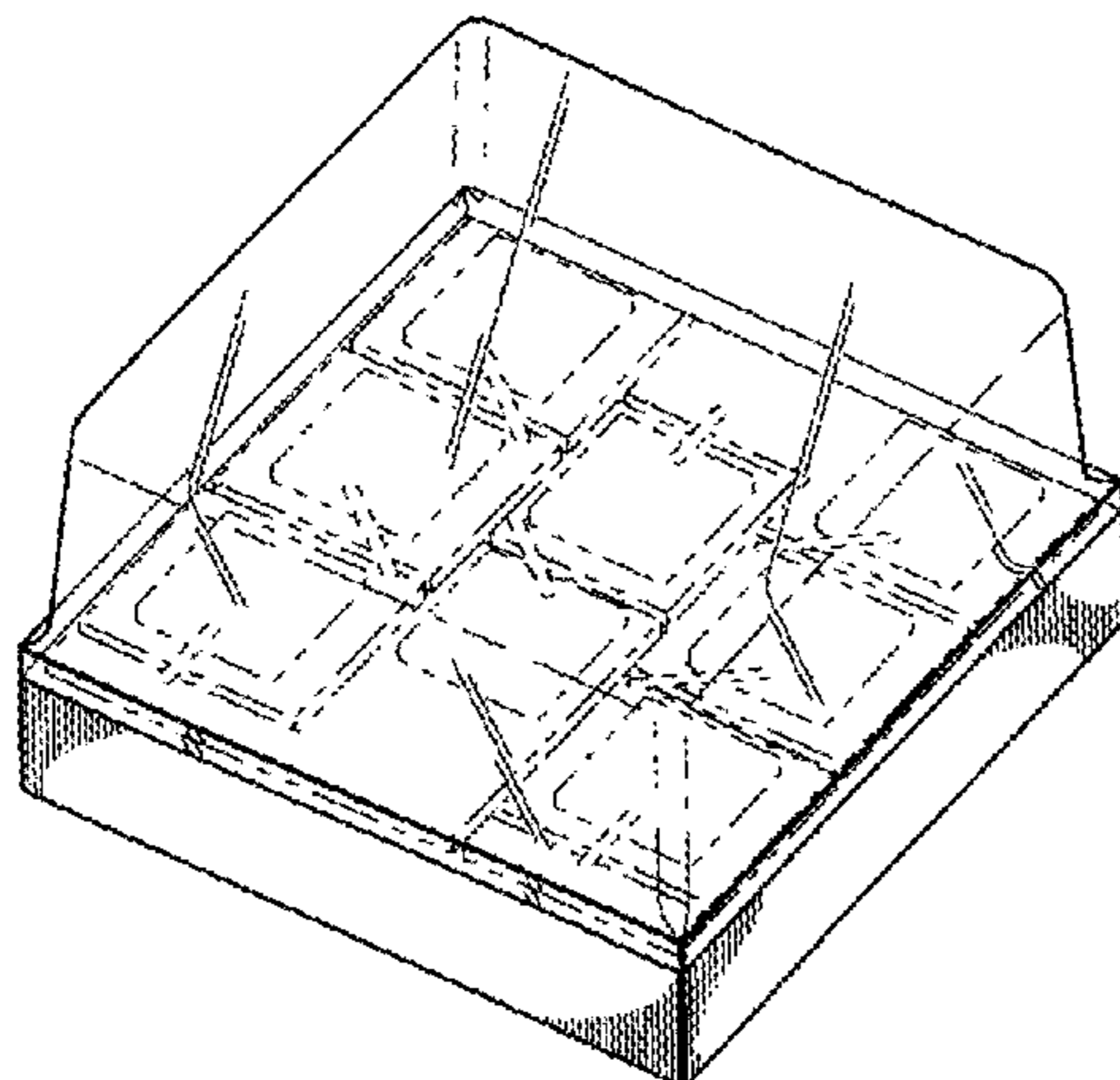
Primary Examiner — Selina Sikder
(74) *Attorney, Agent, or Firm* — Koppel, Patrick, Heybl & Philpott

(57) **CLAIM**
The ornamental design for an LED package, as shown and described herein.

DESCRIPTION

FIG. 1 is a top perspective view of an LED package according to one embodiment of the present invention.
FIG. 2 is a front elevation view of one side of the LED package shown in FIG. 1.
FIG. 3 is a back elevation view of the LED package as shown in FIG. 1.
FIG. 4 is an elevation view of one side of the LED package shown in FIG. 1, with the other side being substantially the same.
FIG. 5 is a top view of the LED package shown in FIG. 1.
FIG. 6 is a bottom view of the LED package shown in FIG. 1.
FIG. 7 is a top perspective view of an LED package according to another embodiment of the present invention.
FIG. 8 is a front elevation view of one side of the LED package shown in FIG. 7.
FIG. 9 is a back elevation view of the LED package as shown in FIG. 7.
FIG. 10 is an elevation view of one side of the LED package shown in FIG. 7, with the other side being substantially the same.
FIG. 11 is a top view of the LED package shown in FIG. 7.
FIG. 12 is a bottom view of the LED package shown in FIG. 7.
FIG. 13 is a top perspective view of an LED package according to another embodiment of the present invention.
FIG. 14 is a front elevation view of one side of the LED package shown in FIG. 13.
FIG. 15 is a back elevation view of the LED package as shown in FIG. 13.
FIG. 16 is an elevation view of one side of the LED package shown in FIG. 13, with the other side being substantially the same.
FIG. 17 is a top view of the LED package shown in FIG. 13; and,
FIG. 18 is a bottom view of the LED package shown in FIG. 13.
The regular broken lines shown in the above figures depict environmental subject matter only and form no part of the claimed design in those embodiments.

1 Claim, 6 Drawing Sheets



(56)

References Cited

U.S. PATENT DOCUMENTS

5,040,868 A 8/1991 Waitl
 5,200,022 A 4/1993 Kong
 RE34,861 E 2/1995 Davis
 5,951,150 A 9/1999 Helstern
 6,061,160 A 5/2000 Maruyama
 6,350,041 B1 2/2002 Tarsa et al.
 6,376,902 B1 4/2002 Arndt
 6,521,915 B2 2/2003 Odaki et al.
 6,667,451 B1 12/2003 Hart
 6,686,676 B2 2/2004 McNulty et al.
 6,707,069 B2 3/2004 Song et al.
 6,759,733 B2 7/2004 Arndt
 D494,550 S 8/2004 Hoshiba et al.
 6,900,511 B2 5/2005 Ruhnau et al.
 6,940,704 B2 9/2005 Stalions
 D511,329 S 11/2005 Suenaga
 D511,330 S 11/2005 Suenaga
 D517,027 S 3/2006 Suenaga
 7,009,343 B2 3/2006 Lim et al.
 7,066,626 B2 6/2006 Omata
 7,102,215 B2 9/2006 Arndt
 7,183,632 B2 2/2007 Arndt
 7,213,940 B1 5/2007 Van De Ven
 7,224,000 B2 5/2007 Aanegola et al.
 7,253,448 B2 8/2007 Roberts et al.
 7,271,425 B2 9/2007 Arndt et al.
 7,282,785 B2 10/2007 Yoshida
 7,317,181 B2 1/2008 Murakami et al.
 D572,210 S 7/2008 Lee
 D576,574 S 9/2008 Kobayakawa
 D591,697 S 5/2009 Andrews et al.
 7,614,759 B2 11/2009 Negley
 D615,504 S * 5/2010 Keller et al. D13/180
 7,722,220 B2 5/2010 Van de Ven et al.
 7,762,692 B2 7/2010 Lai et al.
 7,791,061 B2 9/2010 Edmond
 D631,020 S 1/2011 Chuang et al.
 D633,631 S 3/2011 Shieh et al.
 D634,863 S 3/2011 Leung et al.
 D645,416 S * 9/2011 Kuwaharada et al. D13/180
 8,058,088 B2 11/2011 Cannon
 D649,943 S * 12/2011 Kuwaharada et al. D13/180
 D650,343 S * 12/2011 Andrews et al. D13/180
 D656,906 S 4/2012 Leung et al.
 D660,257 S * 5/2012 Andrews et al. D13/180
 D662,902 S 7/2012 Shieh et al.
 D667,802 S * 9/2012 Otaki et al. D13/180
 D674,758 S * 1/2013 Wu et al. D13/180
 D675,169 S * 1/2013 Chou D13/180
 8,450,147 B2 5/2013 Chandra
 8,523,383 B1 9/2013 Grigore et al.
 D691,973 S * 10/2013 Donofrio et al. D13/180
 D698,323 S * 1/2014 Noichi D13/180
 8,624,289 B2 * 1/2014 Wirth 257/100
 D698,741 S * 2/2014 Kobayashi et al. D13/180
 D703,348 S * 4/2014 Reiherzer et al. D26/2
 D704,154 S * 5/2014 Andrews et al. D13/180
 D709,464 S * 7/2014 Abare et al. D13/180
 D711,840 S * 8/2014 Lowes et al. D13/180
 D718,725 S * 12/2014 Reiherzer et al. D13/180
 2002/0123163 A1 9/2002 Fujii
 2002/0163001 A1 11/2002 Shaddock et al.
 2003/0008431 A1 1/2003 Matsubara et al.
 2004/0041222 A1 3/2004 Loh
 2004/0079957 A1 4/2004 Andrews et al.
 2004/0126913 A1 7/2004 Loh
 2004/0130880 A1 7/2004 Min et al.
 2004/0218390 A1 11/2004 Holman et al.
 2004/0227149 A1 * 11/2004 Ibbetson et al. 257/100
 2004/0238930 A1 12/2004 Arndt
 2005/0073244 A1 4/2005 Chou et al.
 2005/0073840 A1 4/2005 Chou et al.
 2005/0173708 A1 8/2005 Suehiro et al.
 2006/0049477 A1 3/2006 Arndt et al.
 2006/0060882 A1 3/2006 Ohe et al.

2006/0102917 A1 5/2006 Oyama et al.
 2006/0186431 A1 8/2006 Miki et al.
 2006/0278886 A1 12/2006 Tomoda et al.
 2007/0085107 A1 4/2007 Nitta et al.
 2007/0108463 A1 5/2007 Chua et al.
 2007/0158668 A1 7/2007 Tarsa
 2007/0252250 A1 11/2007 Hui et al.
 2007/0278934 A1 12/2007 Van de Ven et al.
 2008/0130285 A1 6/2008 Negley et al.
 2008/0173884 A1 7/2008 Chitnis
 2008/0258130 A1 10/2008 Bergmann
 2009/0057699 A1 3/2009 Basin
 2009/0091045 A1 4/2009 Tanikawa et al.
 2009/0108281 A1 4/2009 Keller et al.
 2009/0272995 A1 11/2009 Ito et al.
 2009/0283781 A1 11/2009 Chan et al.
 2009/0290345 A1 11/2009 Shaner
 2009/0296381 A1 12/2009 Dubord
 2010/0079059 A1 4/2010 Roberts et al.
 2010/0142205 A1 6/2010 Bishop
 2010/0155763 A1 6/2010 Donofrio et al.
 2011/0031527 A1 2/2011 Kotani et al.
 2011/0121331 A1 5/2011 Simonian et al.
 2011/0140289 A1 6/2011 Shiobara et al.
 2011/0149604 A1 6/2011 Hussell et al.
 2011/0156061 A1 6/2011 Wang et al.
 2011/0163683 A1 7/2011 Steele et al.
 2011/0221330 A1 9/2011 Negley et al.
 2011/0316006 A1 12/2011 Xu
 2012/0032202 A1 * 2/2012 Ogata et al. 257/88
 2012/0061703 A1 3/2012 Kobayashi
 2012/0062821 A1 3/2012 Takeuchi et al.
 2012/0120666 A1 5/2012 Moeller
 2012/0235190 A1 9/2012 Keller et al.
 2013/0271979 A1 10/2013 Pearson et al.
 2013/0328073 A1 * 12/2013 Lowes et al. 257/89
 2013/0328074 A1 * 12/2013 Lowes et al. 257/89

FOREIGN PATENT DOCUMENTS

EP 0441622 A1 8/1991
 EP 1187227 3/2002
 EP 1529807 A2 11/2005
 EP 2042528 A1 9/2007
 EP 1953834 A1 8/2008
 EP 2149920 A1 2/2010
 EP 2196501 A1 8/2010
 EP 2336230 A1 6/2011
 JP H0545812 6/1993
 JP 2000188358 7/2000
 JP 1171204 S 4/2003
 JP 2003197974 7/2003
 JP 1218688 S 9/2004
 JP 2000223752 3/2006
 JP 2006165029 A 6/2006
 JP 2007287981 11/2007
 JP 2007299905 11/2007
 KR 300258101 5/2000
 KR 3003875582 9/2005
 KR 3003875583 9/2005
 KR 300414267 5/2006
 KR 300756220 10/2014
 TW D112798 5/1989
 TW D1110647 10/2004
 TW D109313 2/2006
 TW D117563 6/2007
 TW D123860 8/2008
 TW D128141 4/2009
 TW D158571 1/2014
 TW D158573 1/2014
 WO 2004053933 6/2004
 WO WO-2006060141 A2 6/2006
 WO WO-2011061650 A1 5/2011
 WO WO-2012128966 A3 9/2012

(56)

References Cited

FOREIGN PATENT DOCUMENTS

OTHER PUBLICATIONS

- Office Action from U.S. Appl. No. 29/424,353. dated Dec. 26, 2013.
 Notice of Allowance from Korean Patent Appl. No. 30-2013-0010610, dated Oct. 17, 2014.
 Notice to Submit a Response from Korean Design Appl. No. 30-2012-0059744 dated Apr. 28, 2014.
 Notice of Allowance from Chinese Patent Appl. No. 201330524820. 7. Dated Aug. 5, 2014.
 Examination Report from Taiwanese Patent appl. No. 102308472, dated May 14, 2014.
 Notice of Issuance of Chinese Patent Appl. No. 201430021459.0. dated May 21, 2014.
 Decision of Registration from Japanese Design Patent Application No. 2013-004502. dated Jun. 24, 2014.
 Office Action from Korean Patent Design Appl. No. 30-2013-0010610. dated Jul. 8, 2014.
 Examination and Search Report from Taiwanese Patent Appl. No. 103300731. dated Jul. 21, 2014.
 Notice of Allowance of Taiwanese Appl. No. 103300731, dated Jan. 21, 2015.
 Reasons for Rejection from Japanese Design Patent Appl. No. 2013-004502, dated Aug. 6, 2013.
 Examination Report from Taiwanese Patent Appl. No. 102301478, dated Sep. 6, 2013.
 Notice of Allowance and Search Report for Taiwanese Patent Appl. No. 101307391, dated Oct. 15, 2013.
 Design of Registration Notice from Japanese Patent Appl. No. 2012-030304, dated Jan. 21, 2014.
 First Office Action from Chinese Patent Appl. No. 201330052393.7, dated Jan. 9, 2014.
 Notice to Submit a Response from Korean Patent Appl. No. 30-2012-0059744, dated Nov. 26, 2013.
 Cree® XLamp® MC-E LEDs Product Info Sheets, 14 pages.
 Nichia Corporation LEDs, Models NSSM016G, NSSM227, NESM026X, NSSM026BB, NESM005A, 9 pages.
 Notice to Submit a Response from Korean Design Appl. No. 30-2014-0016126, dated Nov. 7, 2014.
 Patent Certificate from Chinese Design Patent Appl. No. ZL 2013 3 0524820.7, dated Nov. 4, 2013.
 Office Action from Korean Patent Appl. No. 30-2014-0006603, dated Nov. 12, 2014.
 Notice of Allowance from Korean Patent Appl. No. 30-2014-0006603, dated Apr. 2, 2015.
 Patent Issue Notice from Taiwanese Design Patent No. D-166931, dated Apr. 1, 2015.
 Office Action from Korean Patent Appl. No. 30-2014-0016126, dated Feb. 23, 2015.
 Office Action from Japanese Patent appl. No. 2007-228699, dated May 22, 2015.
 Office Action from Taiwanese Patent appl. No. 099145035, dated Apr. 22, 2015.
 U.S. Appl. No. 11/895,573, filed Aug. 2007, Chakraborty et al.
 U.S. Appl. No. 11/899,790, filed Sep. 7, 2007, Chitnis et al.
 U.S. Appl. No. 12/002,429, filed Dec. 2007, Loh et al.
 U.S. Appl. No. 12/463,709, filed May 11, 2009, Donofrio.
 U.S. Appl. No. 12/475,261, filed May 2009, Nagley et al.
 U.S. Appl. No. 12/498,253, filed Jul. 2009, Le Toquin et al.
 U.S. Appl. No. 12/717,048, filed Jun. 24, 2010, Donofrio.
 U.S. Appl. No. 12/873,303, filed Aug. 31, 2010, Edmond et al.
 U.S. Appl. No. 13/034,501, filed Feb. 24, 2011, Le et al.
 U.S. Appl. No. 13/028,946, filed Feb. 16, 2011, Le et al.
 U.S. Appl. No. 13/219,486, filed Aug. 2011, Ibbetson et al.
 U.S. Appl. No. 13/306,589, filed Nov. 2011, Tarsa et al.
 US-133452215, Jan. 2012, Lu et al.
 U.S. Appl. No. 13/368,217, filed Feb. 7, 2012, Pickard et al.
 U.S. Appl. No. 13/544,662, filed Jul. 2012, Tarsa et al.
 U.S. Appl. No. 13/770,389, filed Feb. 2013, Lowes et al.
 U.S. Appl. No. 13/804,309, filed Mar. 2013, Castillo et al.
 U.S. Appl. No. 13/842,307, filed Mar. 2013, Ibbetson et al.
 Citizen Micro HumanTech. "COB-High-wattage Series and Low-wattage Series." Short Form Lighting LED Catalog 2012. Citizen Electronics Co. Ltd. Japan. 12 pages.
 Cree family of LED chips. DA, EZ, GaN, MB, RT, TR, UT, and XT. Printout from cree.com. 2 pages.
 Cree XLampC family product info printout, from cree.com, 20 pages.
 Cree XLampXM product info printout, from cree.com, 13 pages.
 Non-Final OA for U.S. Appl. No. 13/051,894 dated Jan. 14, 2013.
 Definition of 'composite', Oxford American English Dictionary, 2 pages, http://oxforddictionaries.com/us/definition/american_english/composite?q=composite.
 International Search Report for PCT Patent Application No. PCT/US2012/028327 dated Nov. 23, 2012.
 Final Office Action from U.S. Appl. No. 13/040,088 dated May 7, 2013.
 Chinese Office Action for Patent Application No. 201210031021.0 dated Dec. 30, 2013.
 Final Office Action U.S. Appl. No. 13/051,894 dated Aug. 19, 2013.
 Non-Final Office Action from U.S. Appl. No. 13/040,088 dated Sep. 13, 2013.
 International Report on Patentability and Written Opinion for Application No. Application No. PCT/US2012/028327 dated Sep. 24, 2013.
 Second Office Action from Chinese Patent Appl. No. 201210031021.0 dated Jun. 4, 2014.
 International Search Report and Written Opinion from PCT/US2013/062640 dated May 22, 2014.
 Office Action from U.S. Appl. No. 13/051,894 dated Jun. 18, 2014.
 Office Action from U.S. Appl. No. 13/649,067 dated Jul. 7, 2014.
 Office Action from U.S. Appl. No. 13/649,052 dated Jul. 24, 2014.
 International Search Report for Application No. PCT/US2014/045888 dated Sep. 11, 2014.
 Non-Final Office Action for U.S. Appl. No. 13/672,592 dated Jan. 7, 2015.
 Non-Final Office Action for U.S. Appl. No. 13/899,314 dated Jan. 15, 2015.
 Non-Final Office Action for U.S. Appl. No. 13/958,461 dated Mar. 10, 2015.
 Final Office Action for U.S. Appl. No. 13/842,150 dated Jan. 22, 2015.
 Final Office Action for U.S. Appl. No. 13/829,558 dated Mar. 9, 2015.
 Notice of Allowance from Korean Patent Appl. No. 30-2014-0016126, dated Jun. 1, 2015.
 Letter of Examination Report from Taiwanese Patent appl. No. 101307391, dated Jun. 5, 2013.
 Decision of Registration from Japanese Design Patent Application No. 2013-025955, dated Jun. 24, 2014.
 Decision of Registration from Japanese Design Patent Application No. 2013-004502, dated Jun. 24, 2014.
 Office Action from Korean Patent Design Appl. No. 30/2013-0010610, dated Jul. 8, 2014.
 Examination and Search Report from Taiwanese Patent Appl. No. 103300731, dated Jul. 21, 2014.
 U.S. Appl. No. 29/412,854, filed Feb. 8, 2012, Leung, et al.
 U.S. Appl. No. 11/473,089, filed Jun. 21, 2006, Tarsa et al.
 U.S. Appl. No. 11/656,759, filed Jan. 22, 2007, Chitnis et al.
 U.S. Appl. No. 11/818,818, filed Jun. 2007, Chakraborty et al.

* cited by examiner

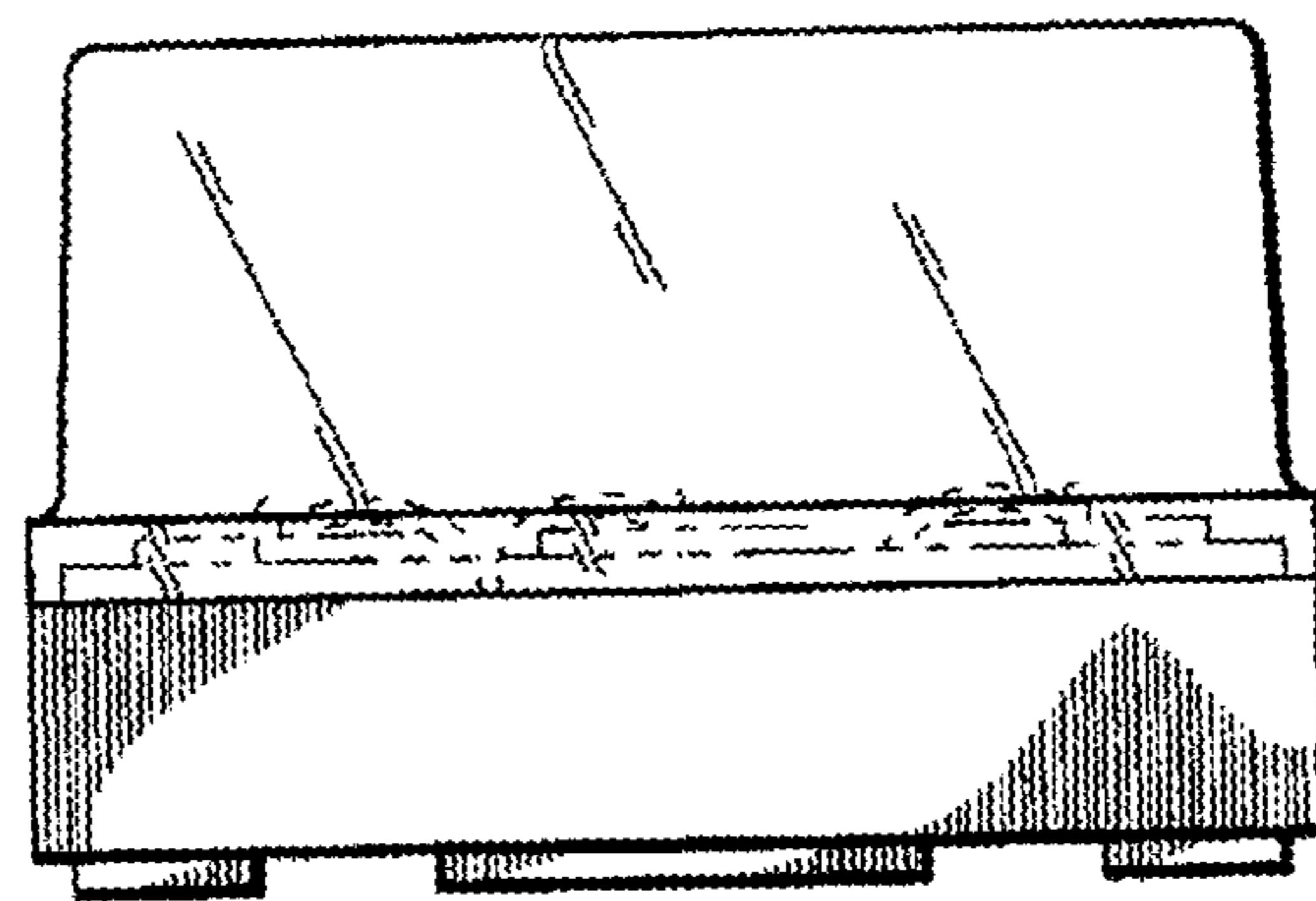
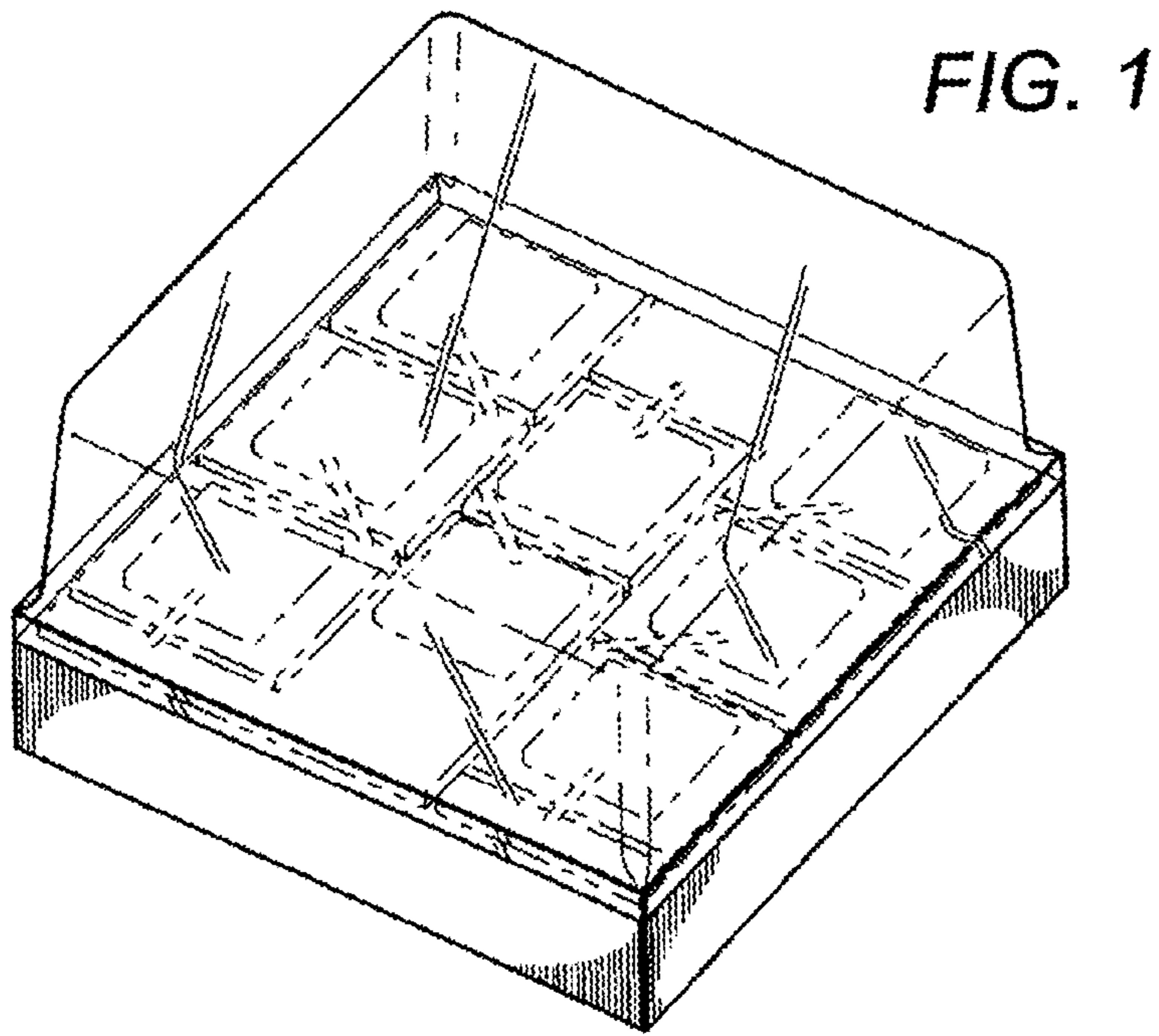


FIG. 2

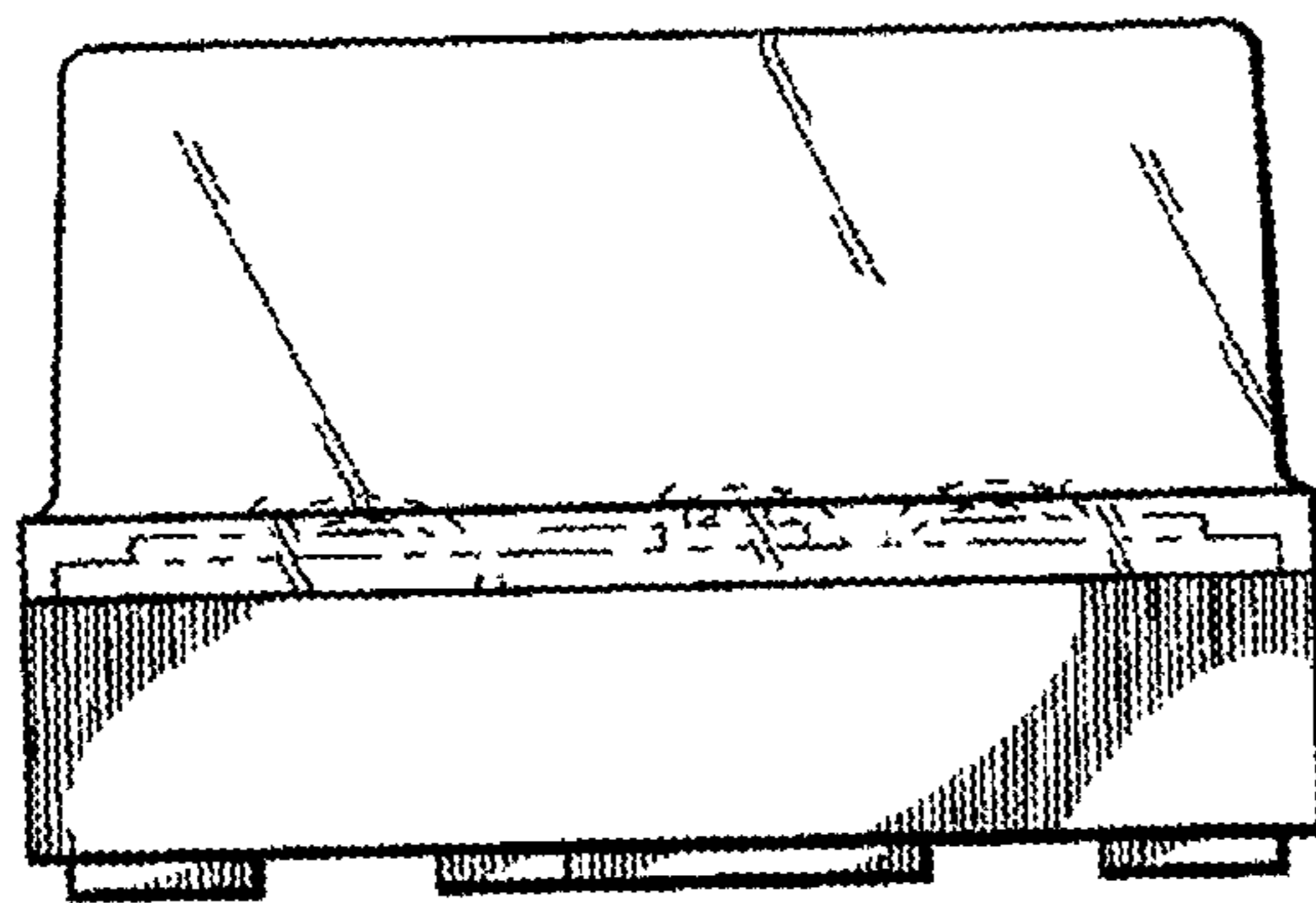


FIG. 3

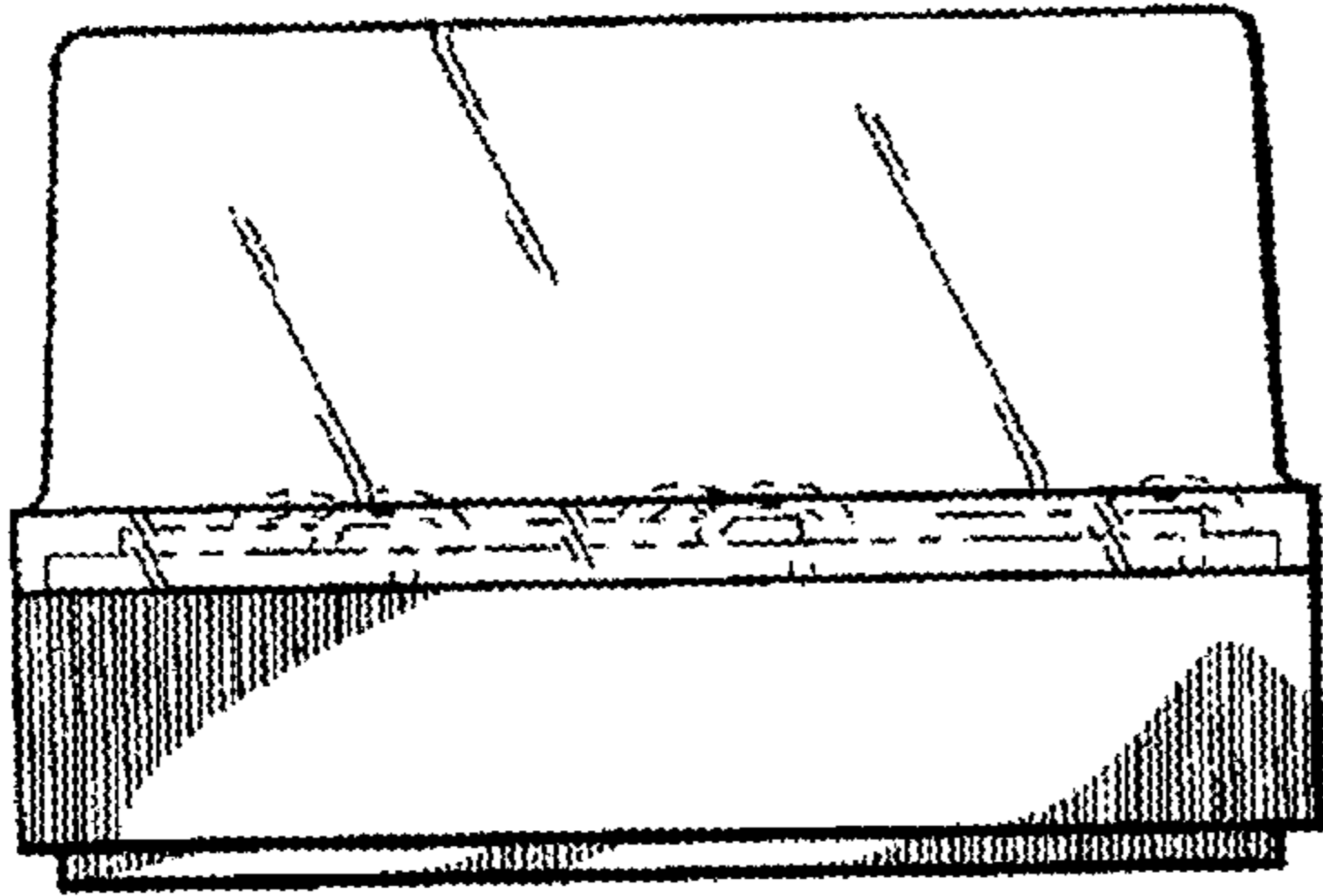


FIG. 4

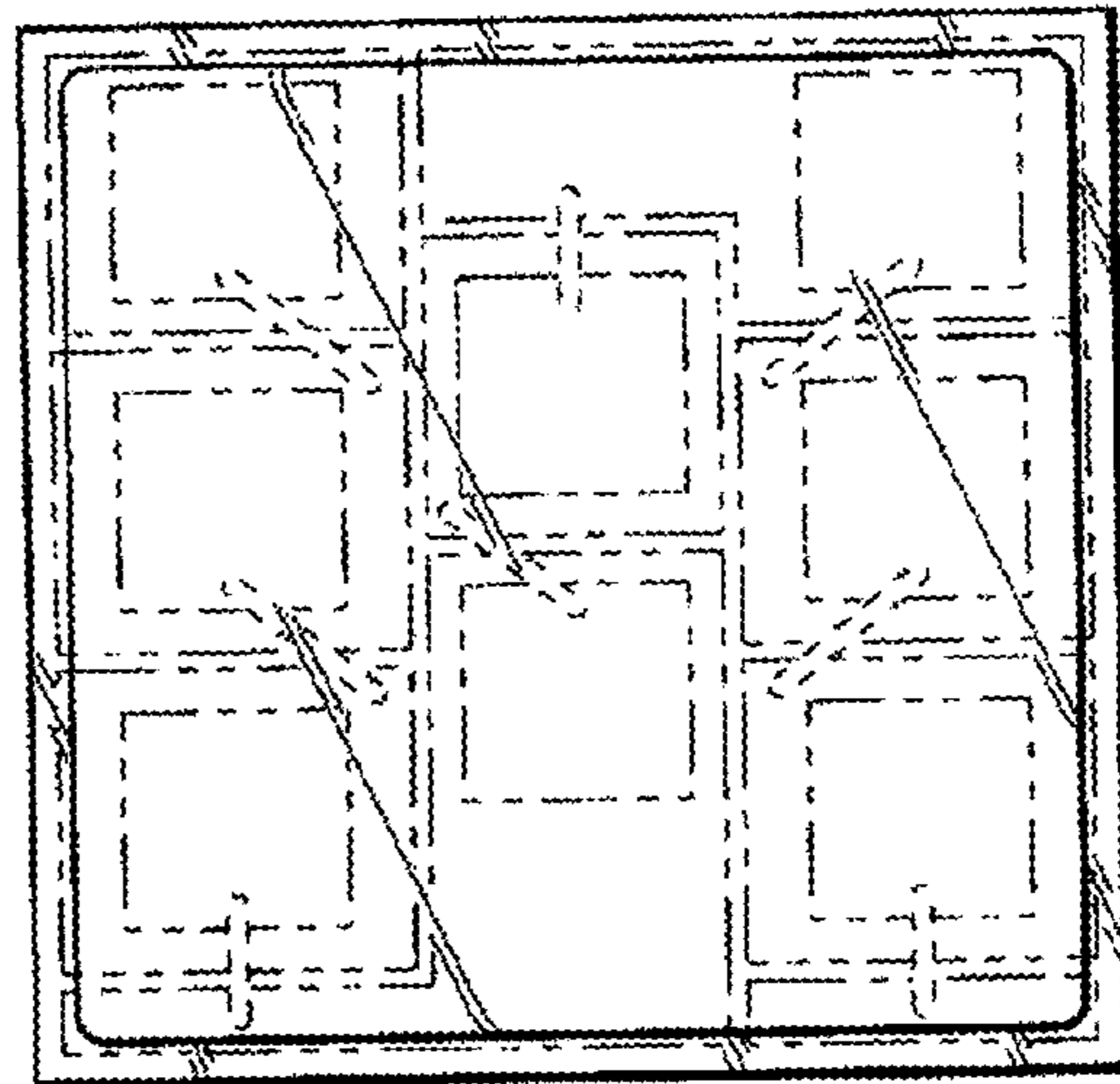



FIG. 5

FIG. 6



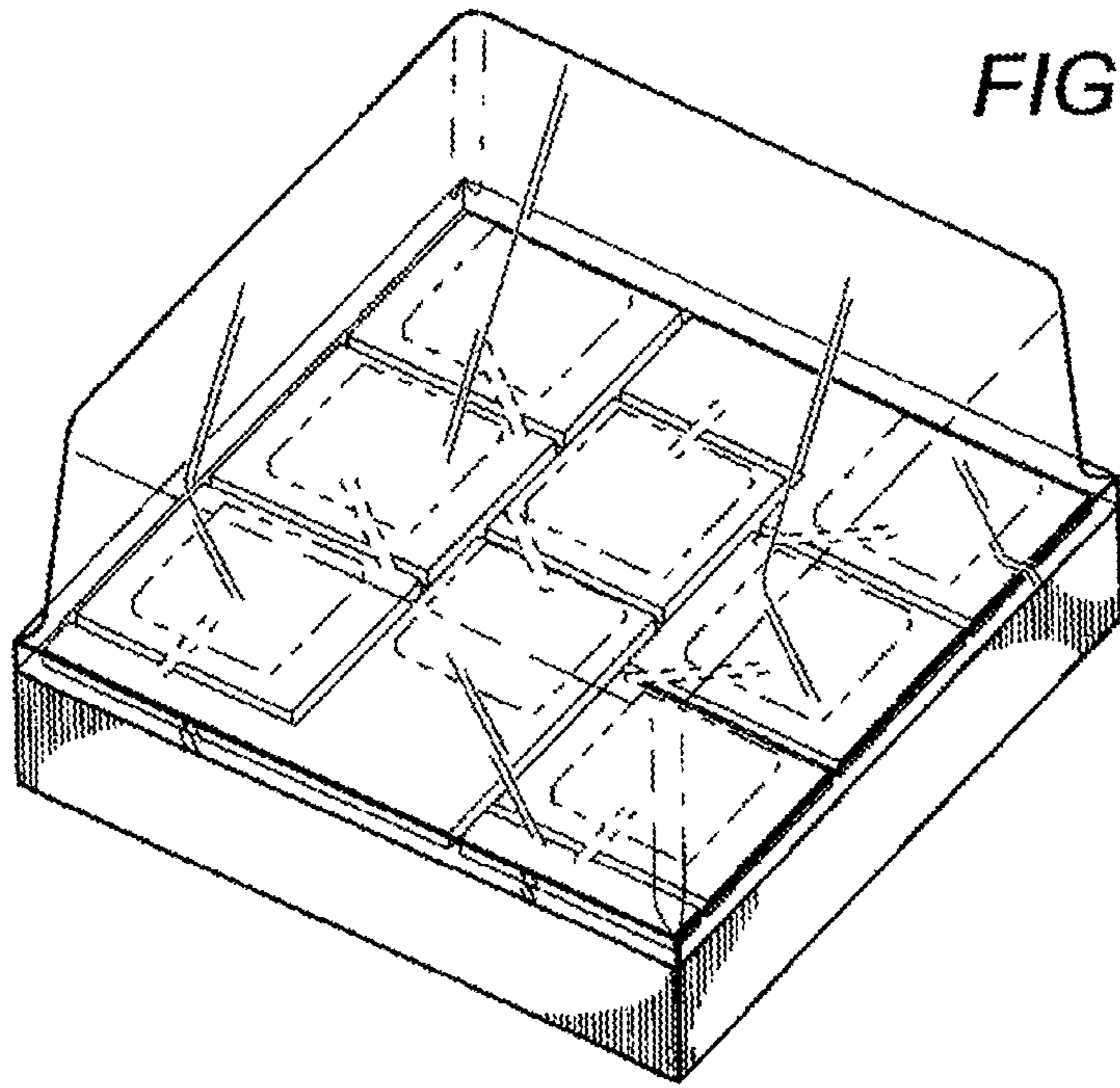


FIG. 7

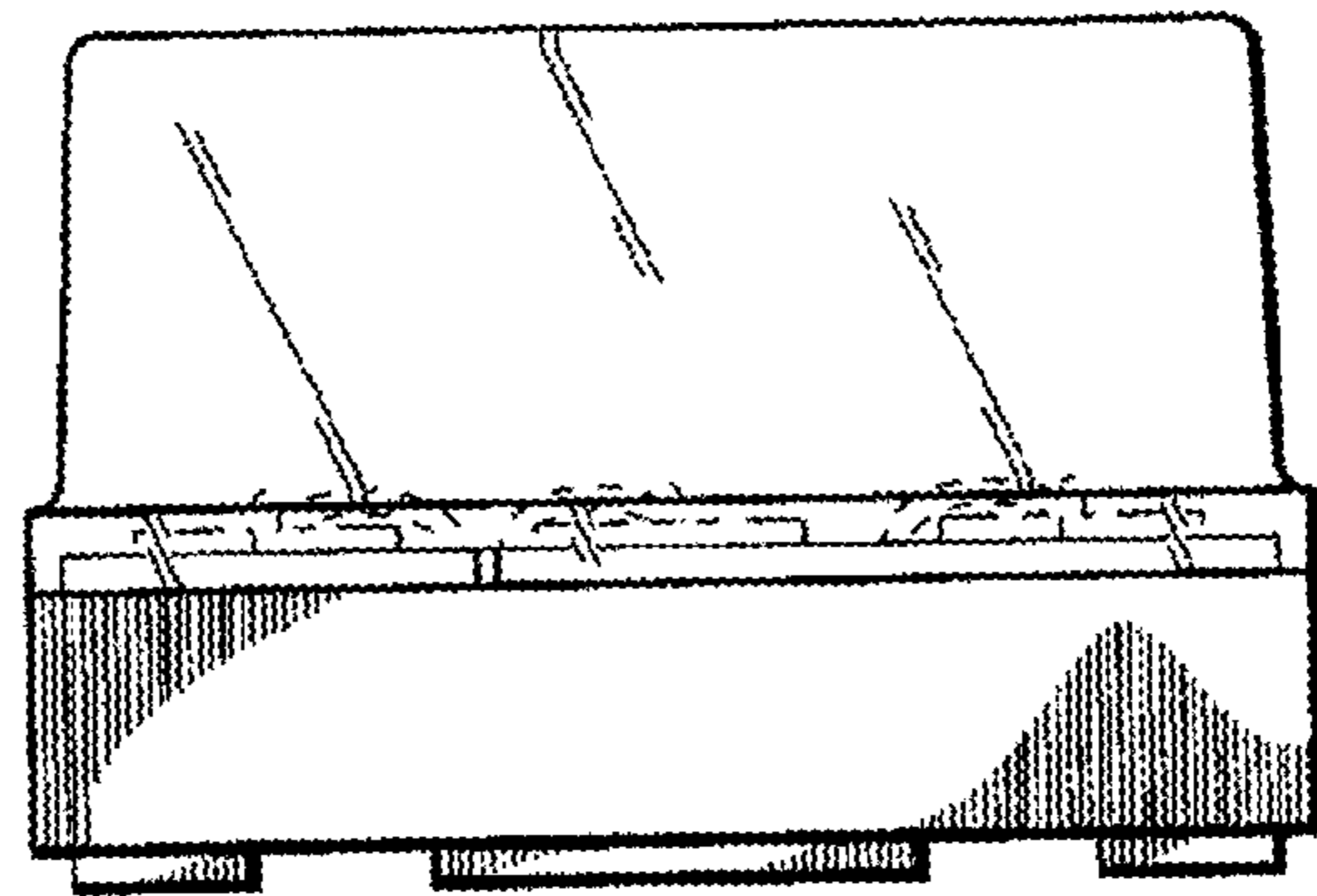


FIG. 8

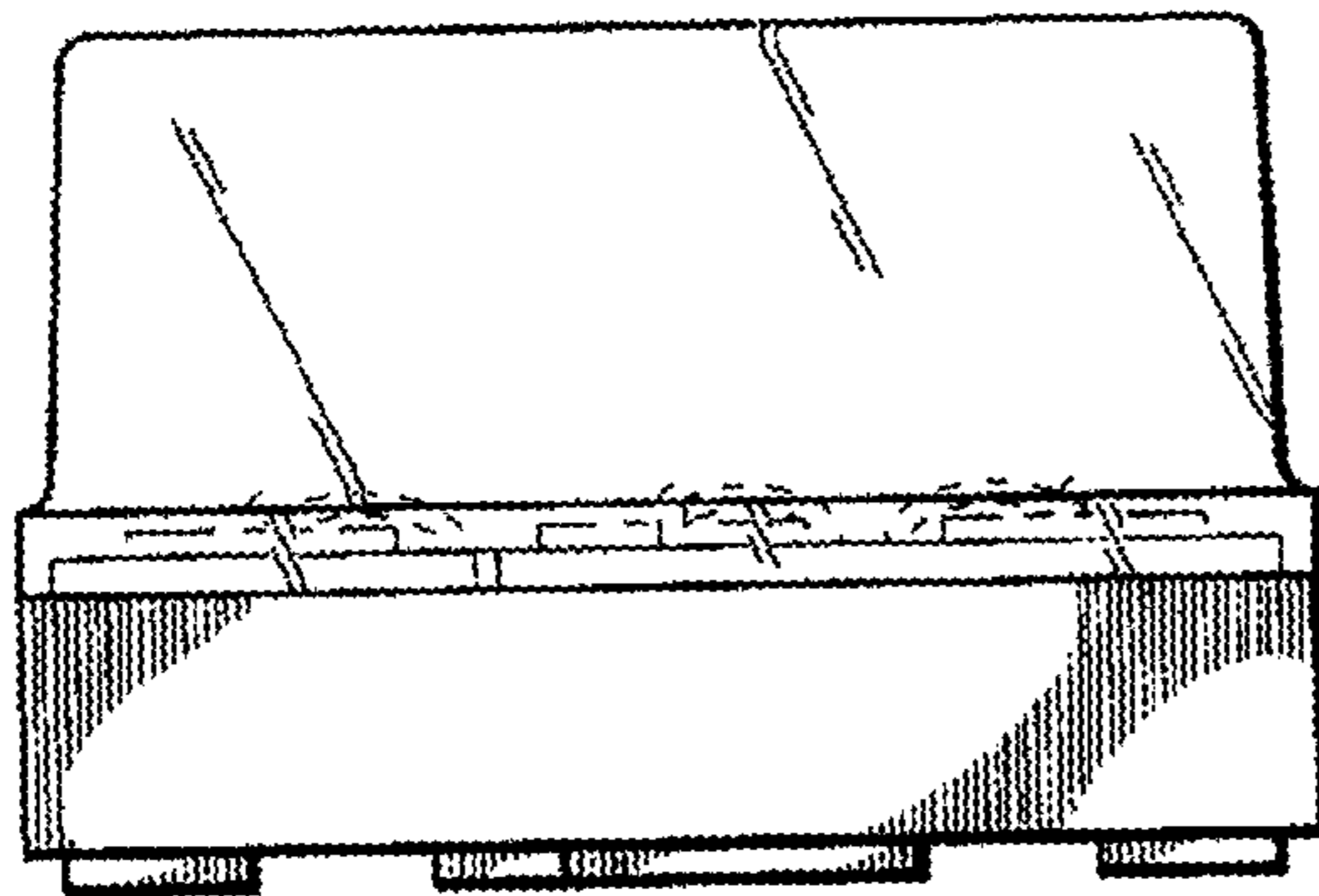


FIG. 9

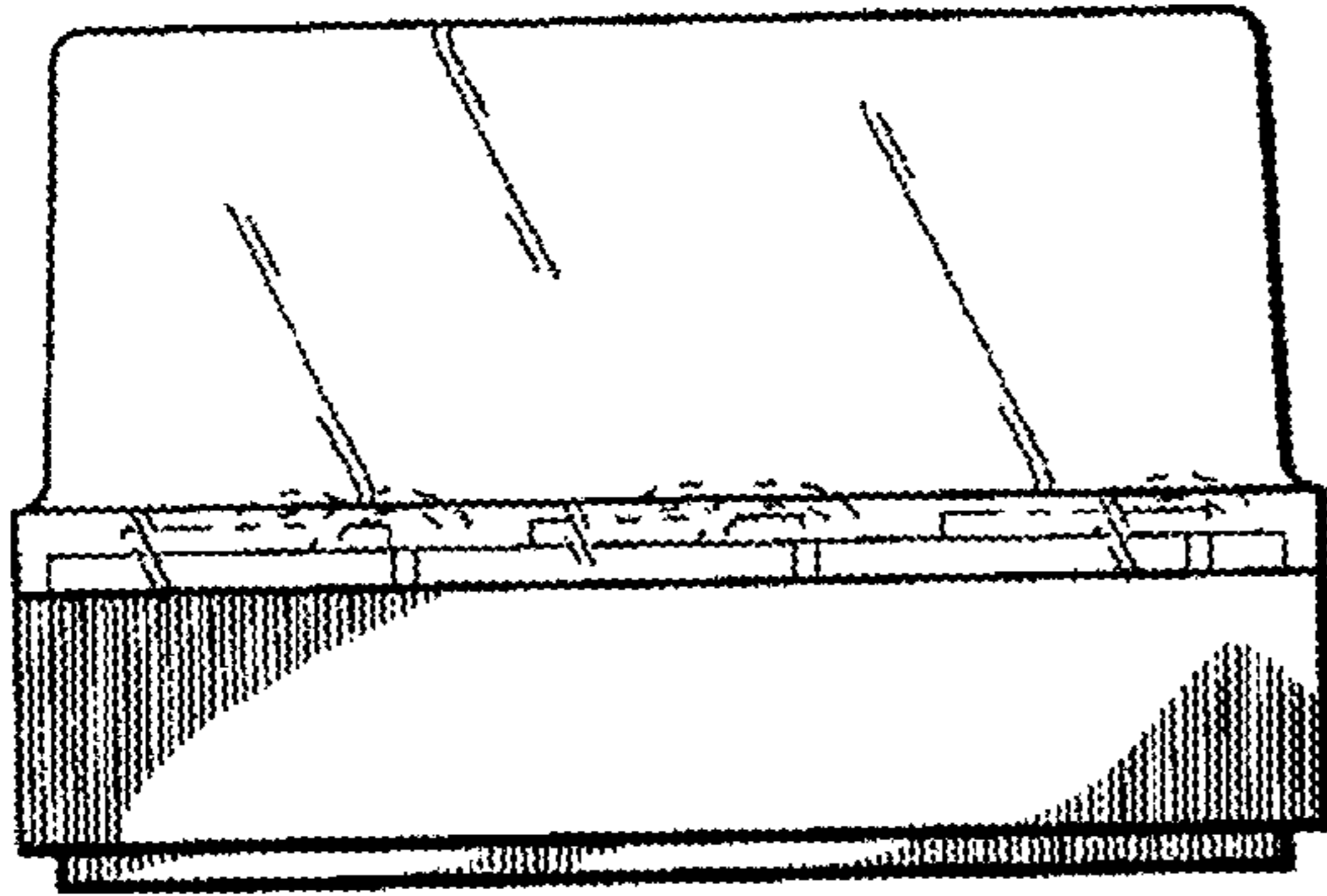


FIG. 10

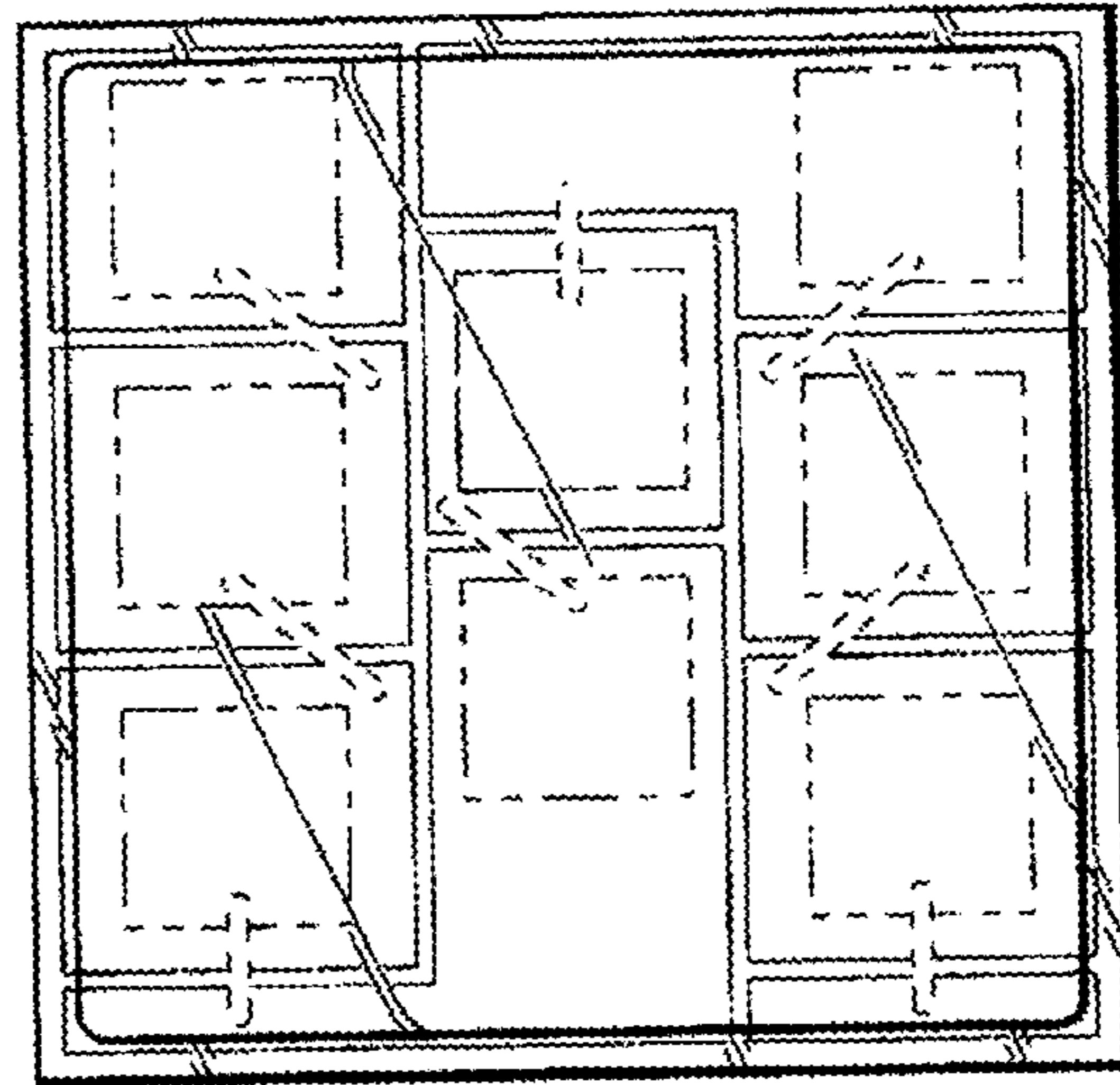



FIG. 11

FIG. 12



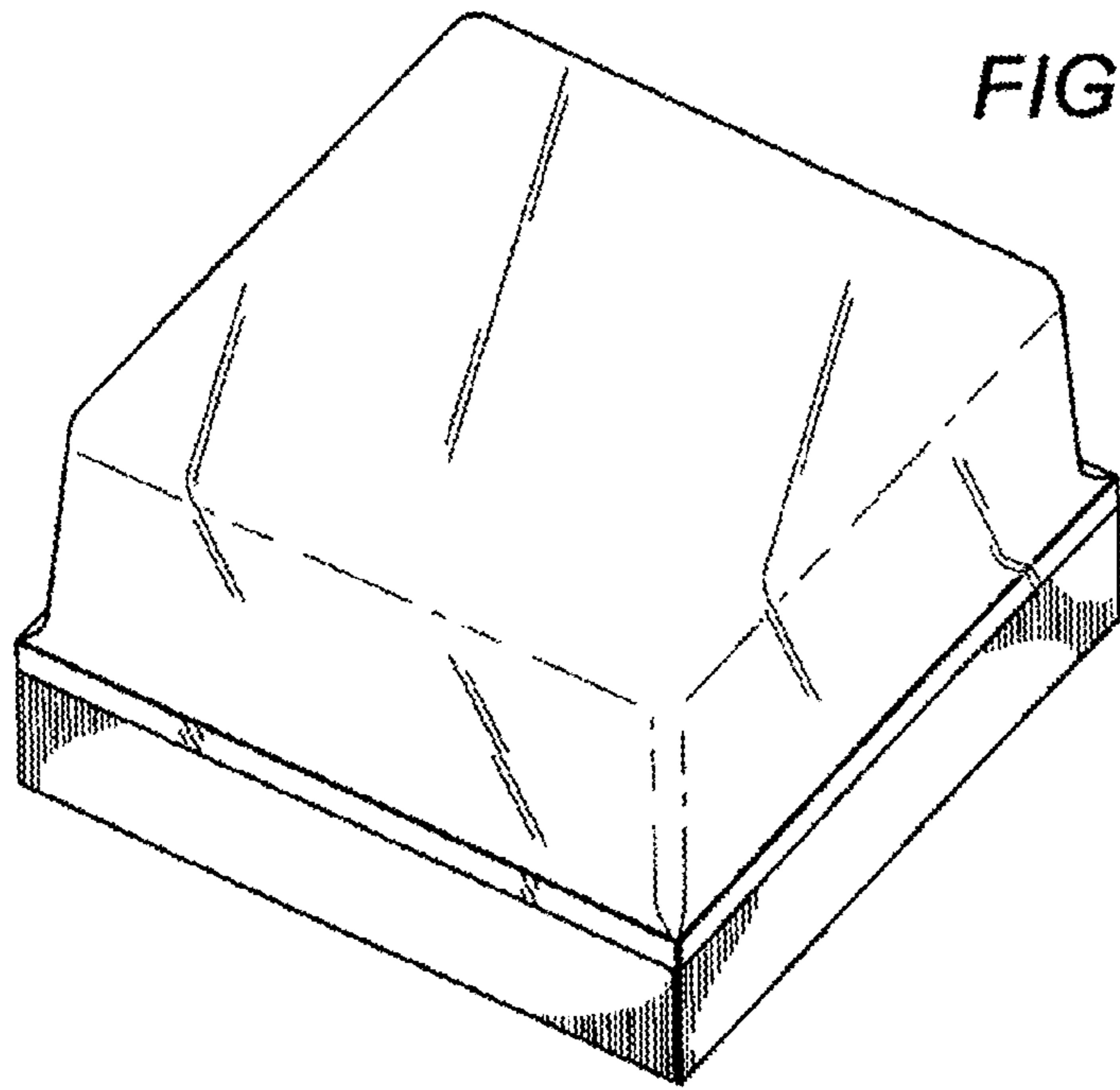


FIG. 13

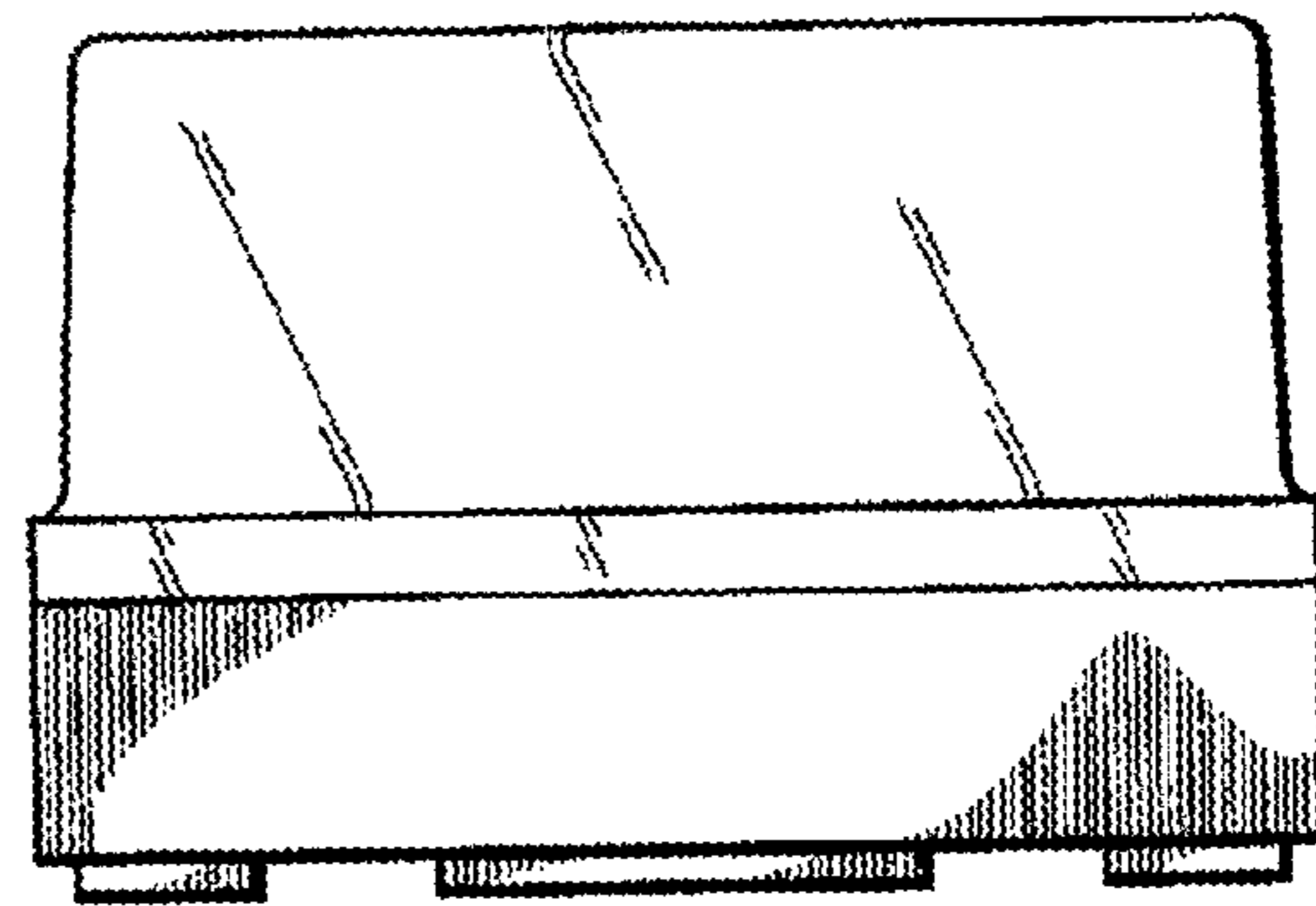


FIG. 14

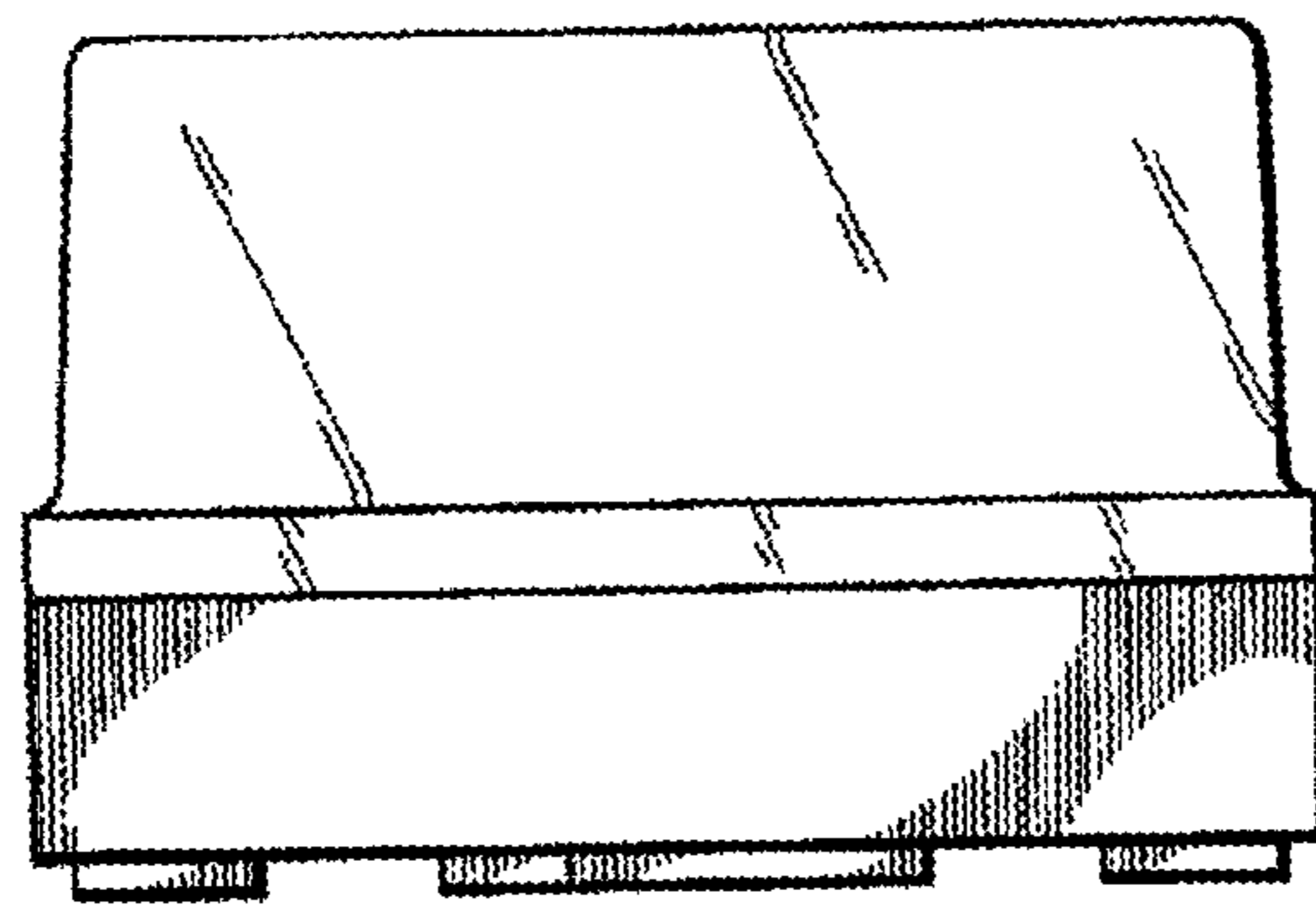


FIG. 15

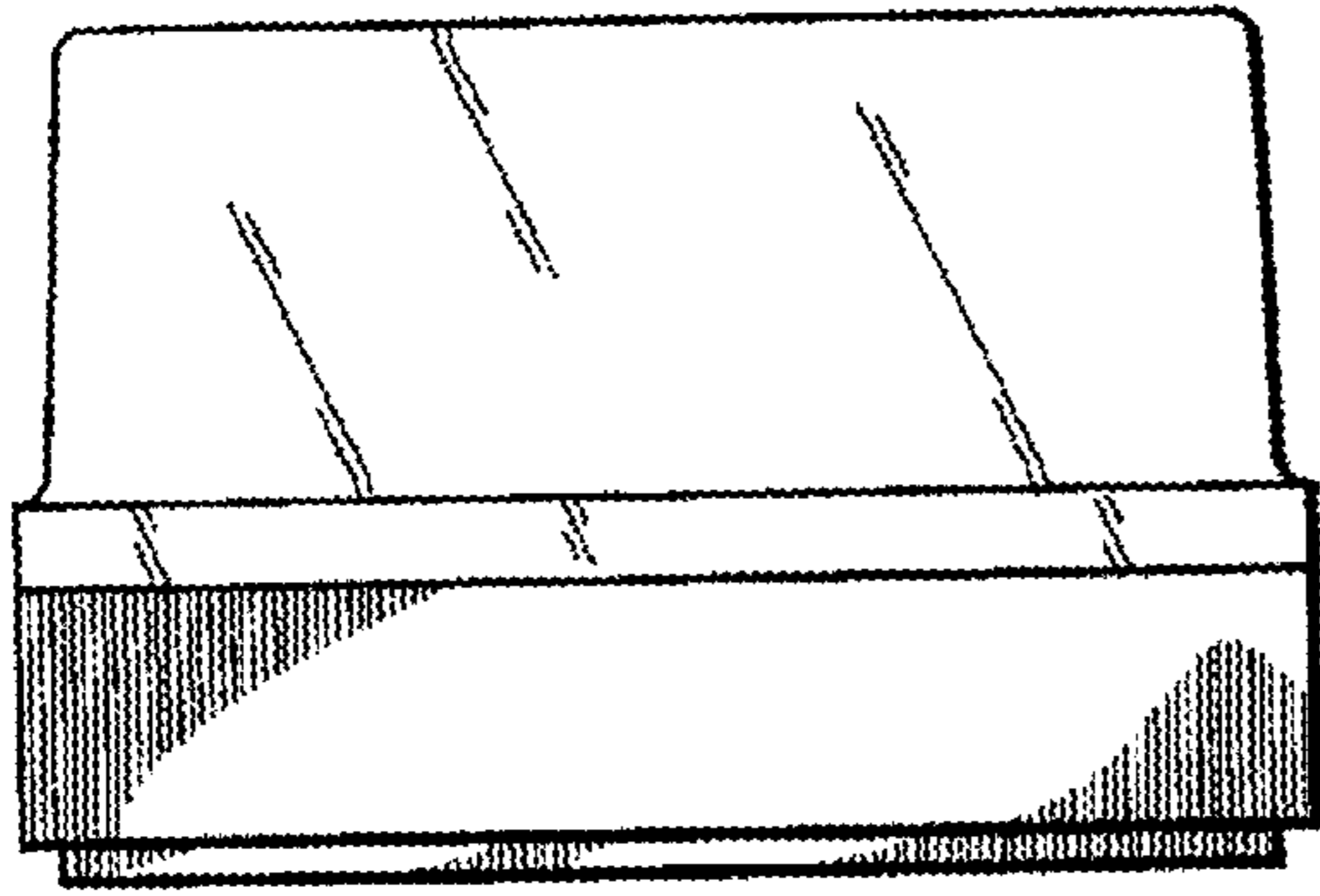


FIG. 16

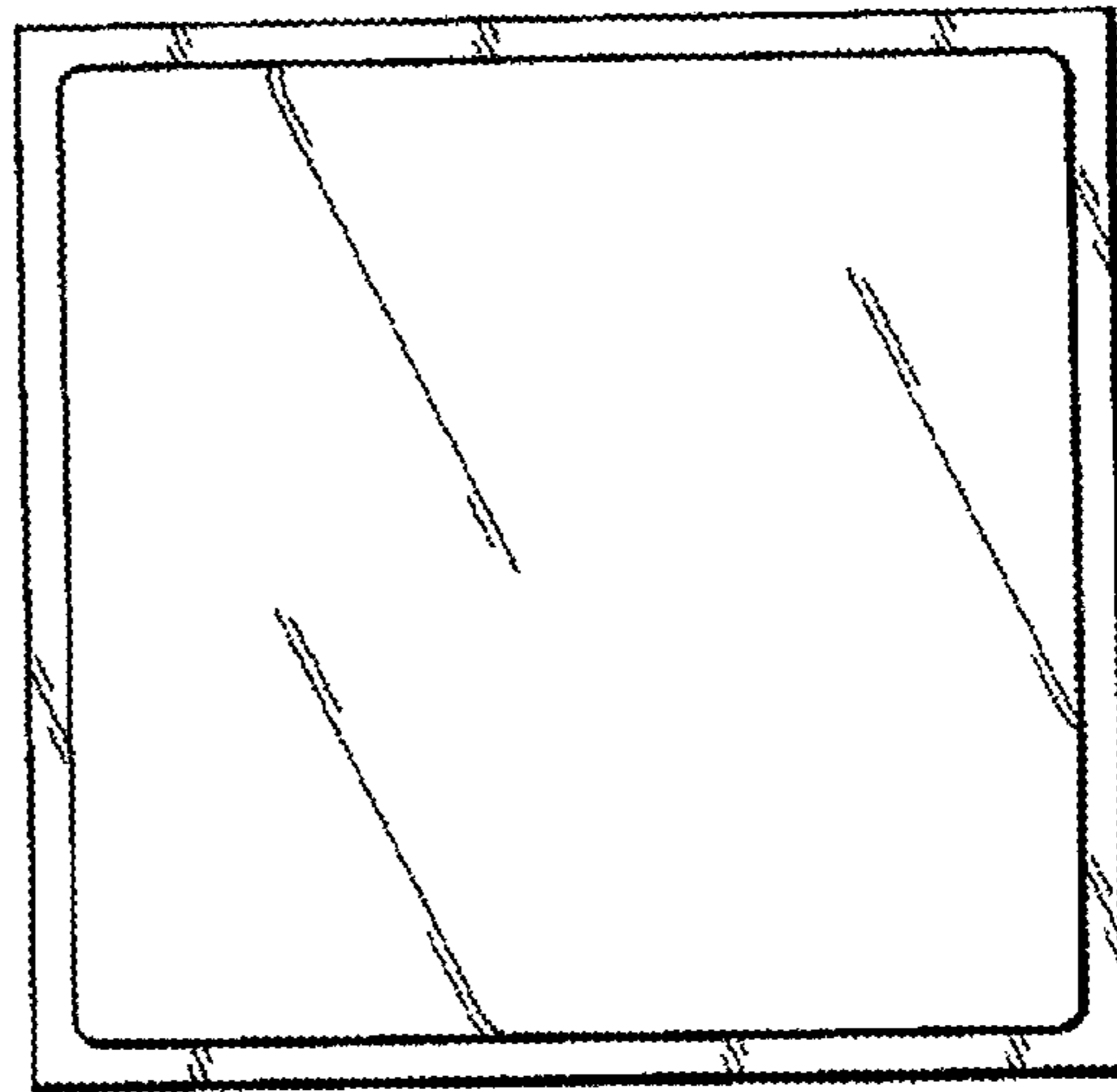


FIG. 17

FIG. 18

