



US00D758955S

(12) **United States Design Patent**
Wang et al.

(10) **Patent No.:** **US D758,955 S**
(45) **Date of Patent:** **** Jun. 14, 2016**

(54) **TIRE TREAD**

B60C 2011/0348; B60C 2011/0353; B60C 2011/0388; Y10S 152/03; Y10S 152/902

(71) Applicant: **FORTUNE GOLD ENTERPRISES LTD.**, Victoria, Mahe (SC)

See application file for complete search history.

(72) Inventors: **Feng Wang**, Zhaoyuan (CN); **Shinan Jin**, Zhaoyuan (CN); **Fang Yan**, Zhaoyuan (CN); **Dawei Li**, Zhaoyuan (CN); **Ningkun Yu**, Zhaoyuan (CN)

(56) **References Cited**

U.S. PATENT DOCUMENTS

(73) Assignee: **FORTUNE GOLD ENTERPRISES LTD.**, Victoria, Mahe (SC)

D455,999	S	*	4/2002	Graas	D12/585
D648,670	S	*	11/2011	Yonetsu	D12/585
D708,564	S	*	7/2014	Wang	D12/521
2003/0205305	A1	*	11/2003	Kuwajima	B60C 11/0302 152/209.18

(**) Term: **14 Years**

* cited by examiner

(21) Appl. No.: **29/491,932**

Primary Examiner — Manpreet Matharu
Assistant Examiner — Mojtaba Tehrani

(22) Filed: **May 27, 2014**

(74) *Attorney, Agent, or Firm* — Nixon & Vanderhye P.C.

(51) **LOC (10) Cl.** **12-15**

(52) **U.S. Cl.**
USPC **D12/533**

(58) **Field of Classification Search**
USPC D12/514, 516, 519, 521, 523, 531, 532, D12/533, 535, 547, 550, 556, 563, 568, 583, D12/584, 585, 586, 587, 588, 589, 591, 590, D12/595, 600, 601, 603
CPC B60C 11/0304; B60C 11/1236; B60C 11/1392; B60C 2011/0341; B60C 2011/0374; B60C 11/0306; B60C 11/04; B60C 11/12; B60C 11/1369; B60C 2011/0372; B60C 2011/0381; B60C 2011/0383; B60C 2011/0395; B60C 2011/1254; B60C 11/0302; B60C 11/11; B60C 2011/0346; B60C 2011/0365; B60C 2011/0369; B60C 11/032;

(57) **CLAIM**


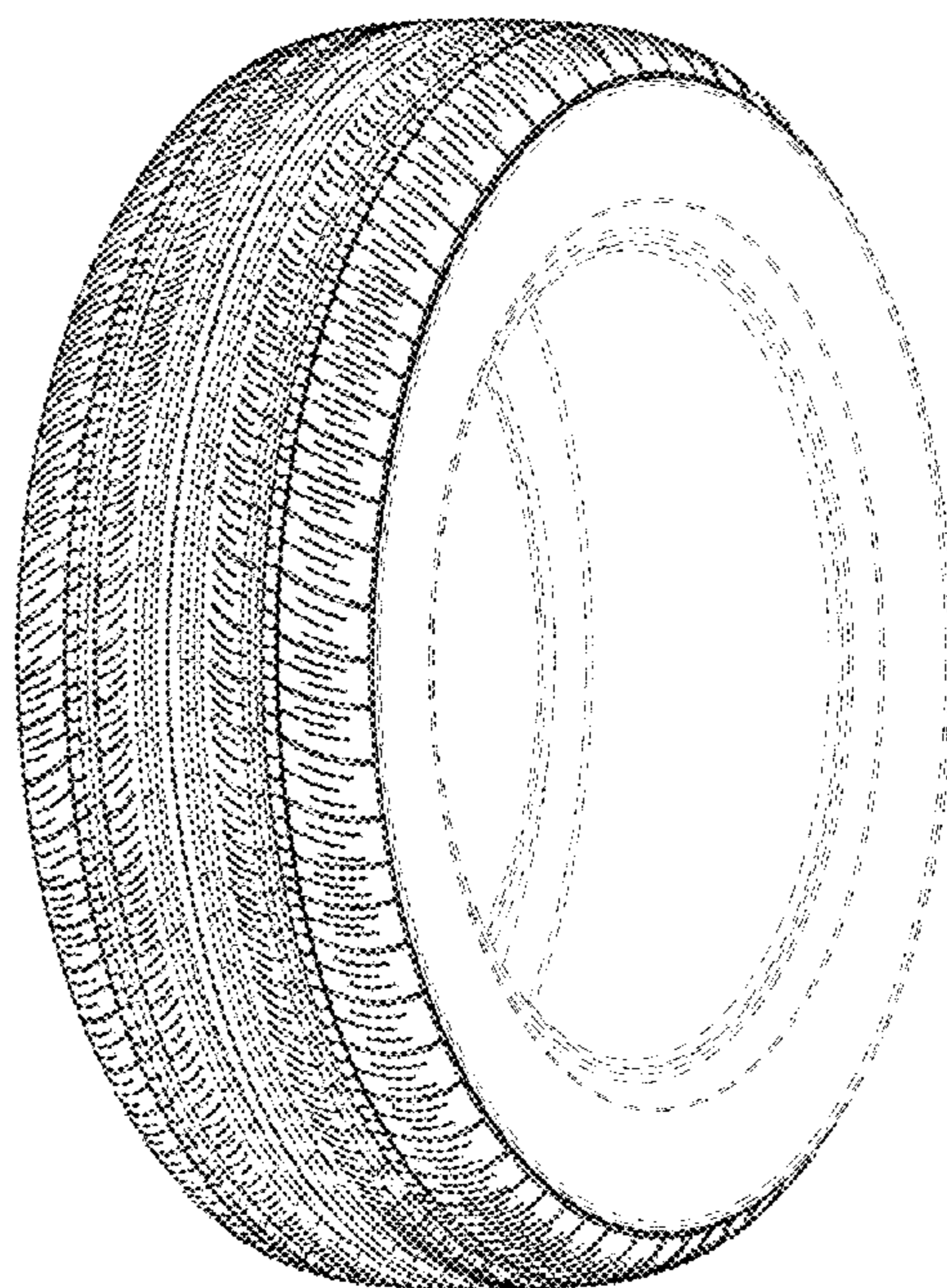
The ornamental design for a tire tread, as shown and described.

DESCRIPTION

FIG. 1 is a perspective view of a tire showing our new design; FIG. 2 is a front view thereof; FIG. 3 is a right side view thereof; and, FIG. 4 is a left view thereof.

The broken line in the figure drawings represents unclaimed environment only and forms no part of the claimed design.

1 Claim, 4 Drawing Sheets



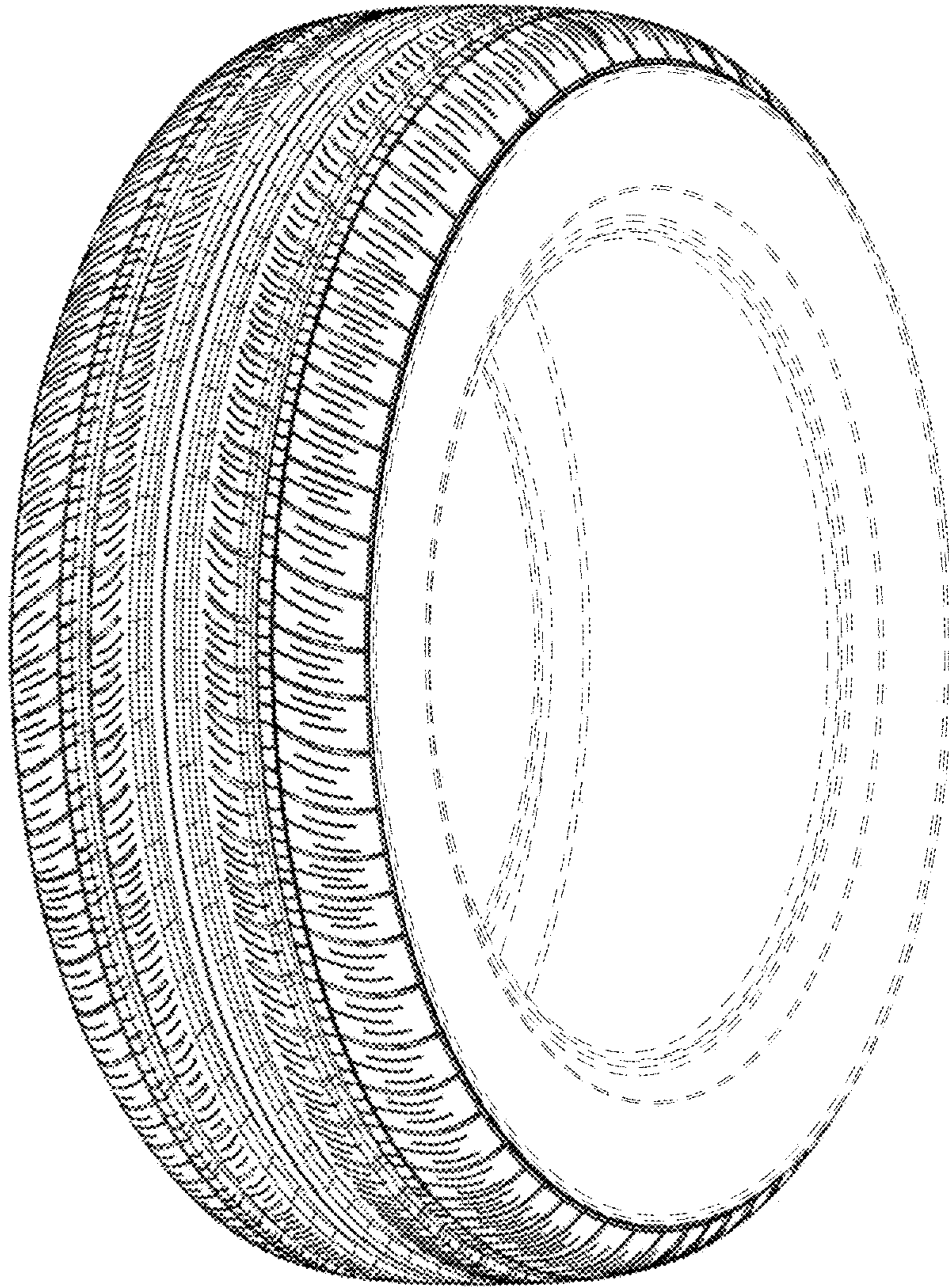


FIG. 1

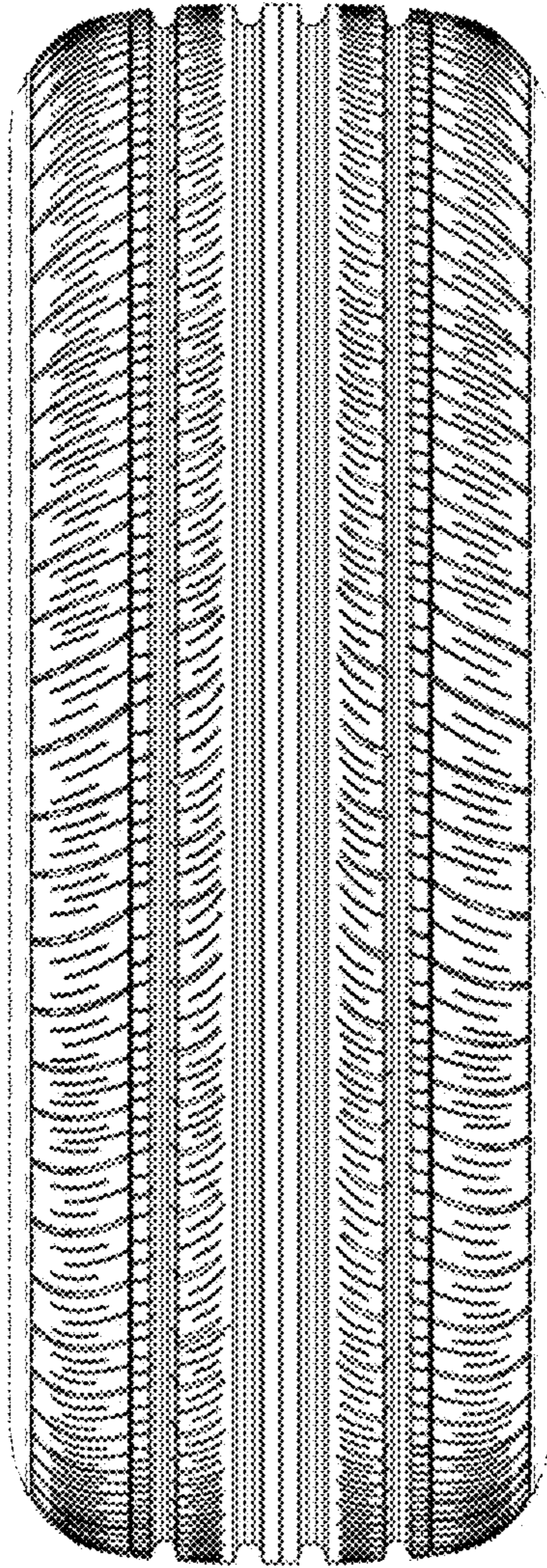


FIG. 2

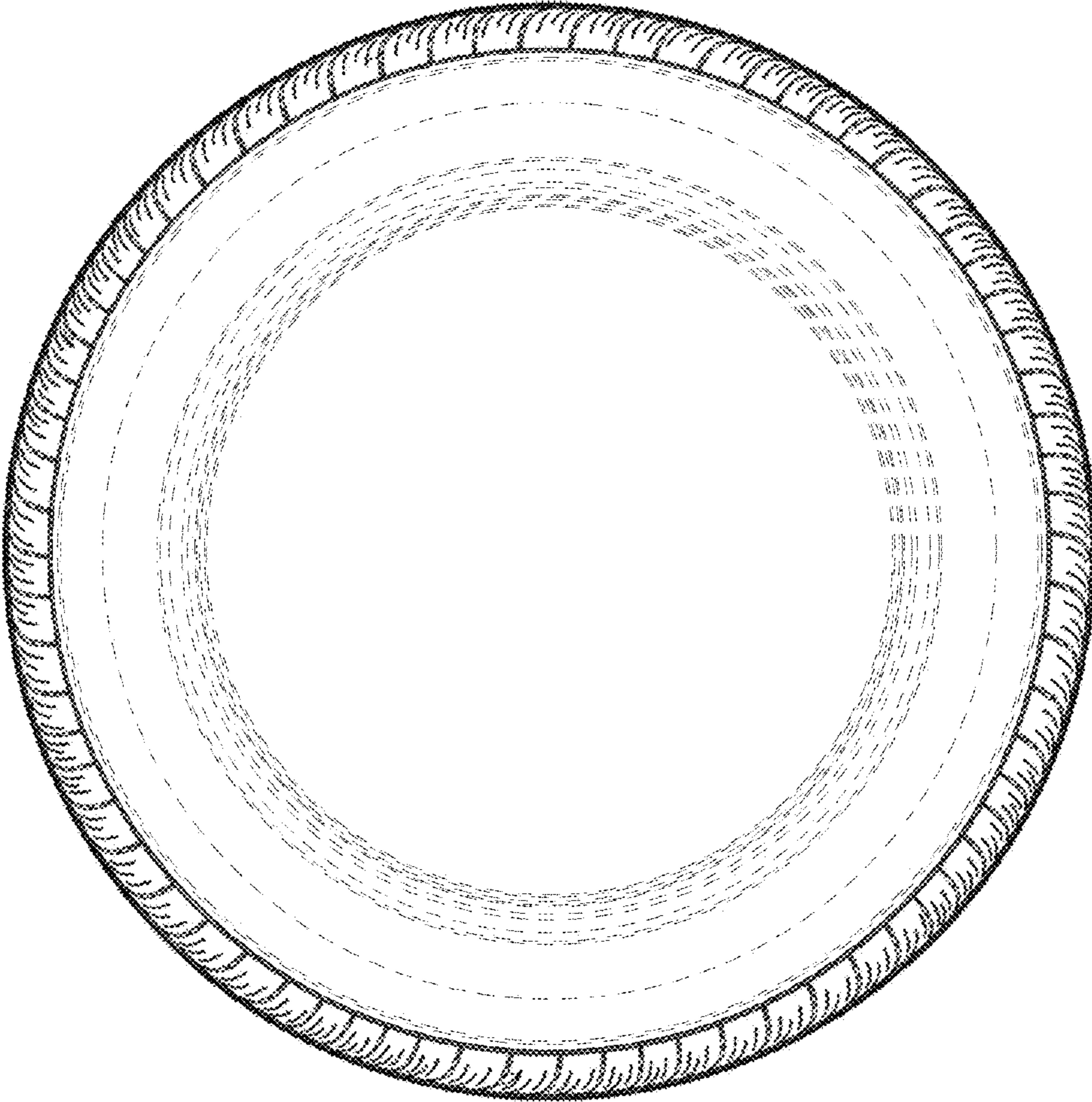


FIG. 3

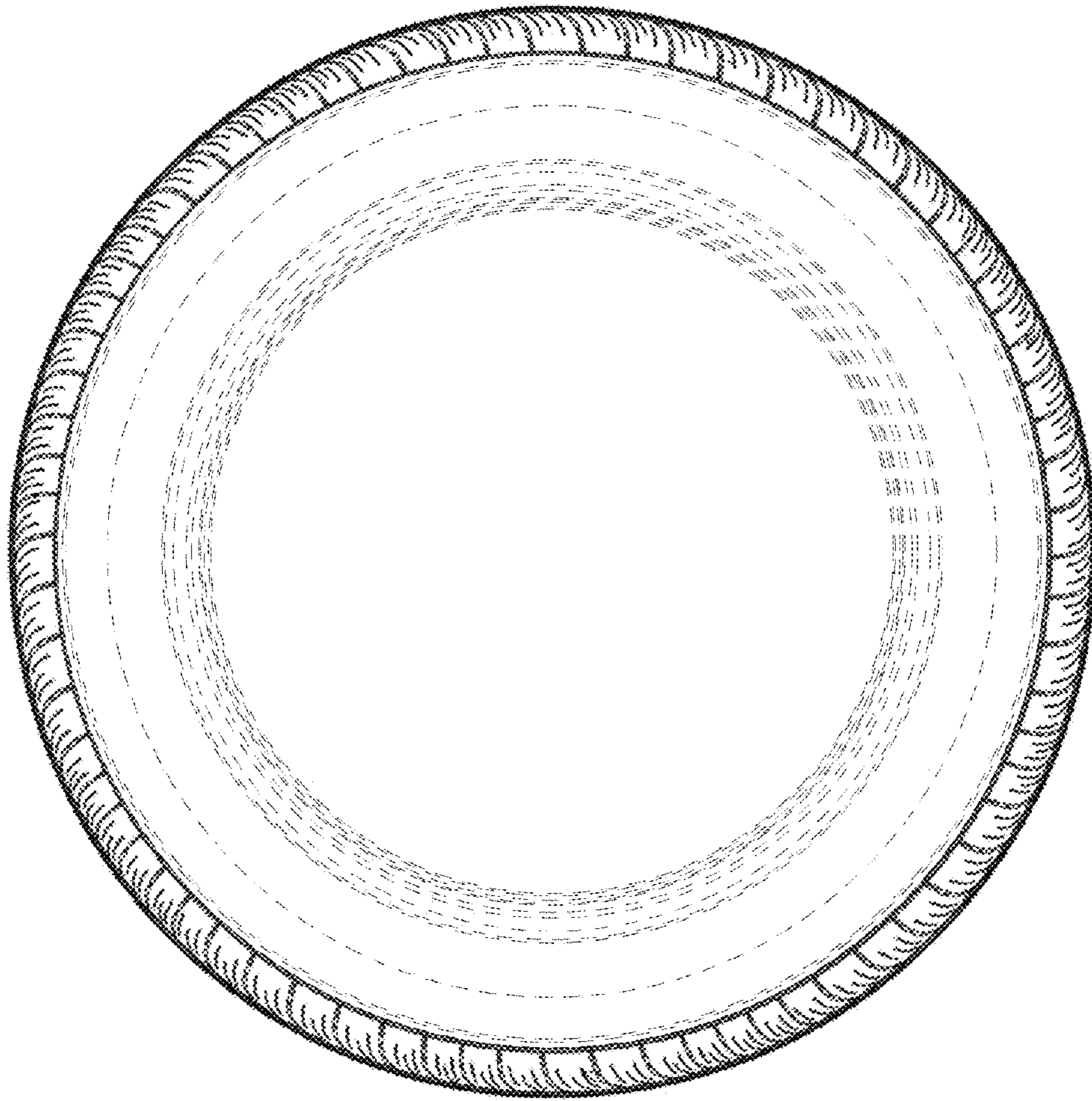


FIG. 4