



US00D758924S

(12) **United States Design Patent**
Tamura

(10) **Patent No.:** **US D758,924 S**
(45) **Date of Patent:** **** Jun. 14, 2016**

(54) **MOTORCYCLE**
(71) Applicant: **SUZUKI MOTOR CORPORATION**,
Hamamatsu-shi, Shizuoka (JP)
(72) Inventor: **Shinji Tamura**, Hamamatsu (JP)
(73) Assignee: **SUZUKI MOTOR CORPORATION**,
Hamamatsu-shi (JP)
(**) Term: **14 Years**
(21) Appl. No.: **29/518,053**
(22) Filed: **Feb. 19, 2015**

(30) **Foreign Application Priority Data**
Aug. 26, 2014 (JP) 2014-018601
(51) **LOC (10) Cl.** **12-11**
(52) **U.S. Cl.**
USPC **D12/110**
(58) **Field of Classification Search**
USPC D12/109, 110, 111, 114, 117, 126, 184,
D12/186; D21/432, 458, 538; 180/210-217,
180/219, 220, 225, 229, 908; 280/103, 124,
280/152.1-152.3, 288.2, 288.4, 304.3, 770,
280/827, 828, 847, 848; 296/77.1, 78.1,
296/181.1, 187.01, 187.12, 192, 193.01,
296/193.04, 193.05, 193.09; 446/440
CPC B62D 37/00; B62D 57/00; B62K 9/00;
B62K 11/04; B62K 17/00; B62K 19/48;
B62M 7/12; F02B 61/02; A63H 17/21;
B62J 17/00; B62J 17/04; B62J 29/00
See application file for complete search history.

(56) **References Cited**
U.S. PATENT DOCUMENTS
D582,316 S * 12/2008 Stenegard D12/110
D591,205 S * 4/2009 Heinrich D12/110
D597,449 S * 8/2009 Nagao D12/110

D601,458 S * 10/2009 Nagao D12/110
D605,089 S * 12/2009 Tanaka D12/110
D636,708 S * 4/2011 Katagiri D12/110
D638,756 S * 5/2011 Kouchi D12/110
D651,138 S * 12/2011 Lai D12/110
D652,769 S * 1/2012 Kudo D12/110
D669,821 S * 10/2012 Nishihara D12/110
D688,983 S * 9/2013 Shibuta D12/110
D689,406 S * 9/2013 Yasuhara D12/110
D695,153 S * 12/2013 Buckan D12/110
D695,154 S * 12/2013 Buckan D12/110
8,827,024 B1 * 9/2014 Sumi B62K 25/02
180/227
D723,429 S * 3/2015 Hohdorf D12/110
D735,085 S * 7/2015 Buckan D12/110
D736,677 S * 8/2015 Iimura D12/110
2012/0318598 A1 * 12/2012 Fujiyama B60K 5/12
180/219
2015/0101875 A1 * 4/2015 Inayama B60K 13/02
180/225

* cited by examiner
Primary Examiner — Philip S Hyder
Assistant Examiner — Darlington Ly
(74) *Attorney, Agent, or Firm* — Studebaker & Brackett PC

(57) **CLAIM**
The ornamental design for a motorcycle, as shown and described.

DESCRIPTION
FIG. 1 is a front view of a motorcycle showing our new design;
FIG. 2 is a rear view thereof;
FIG. 3 is a top view thereof;
FIG. 4 is a bottom view thereof;
FIG. 5 is a right side view thereof;
FIG. 6 is a left side view thereof;
FIG. 7 is a front and right side perspective view thereof;
FIG. 8 is a rear and right side perspective view thereof;
FIG. 9 is a front and left side perspective view thereof; and,
FIG. 10 is a rear and left side perspective view thereof.

1 Claim, 6 Drawing Sheets




FIG. 1

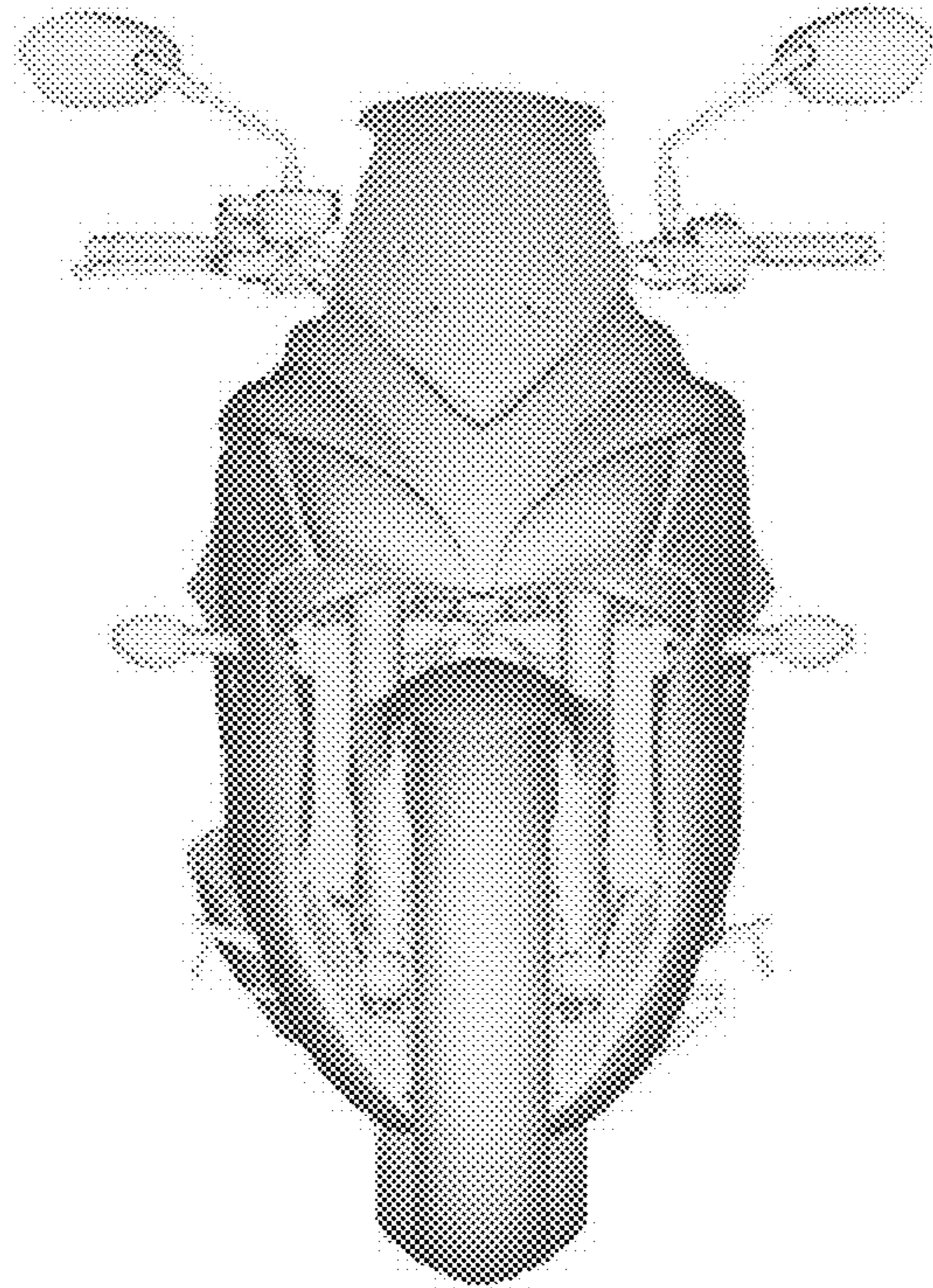


FIG. 2

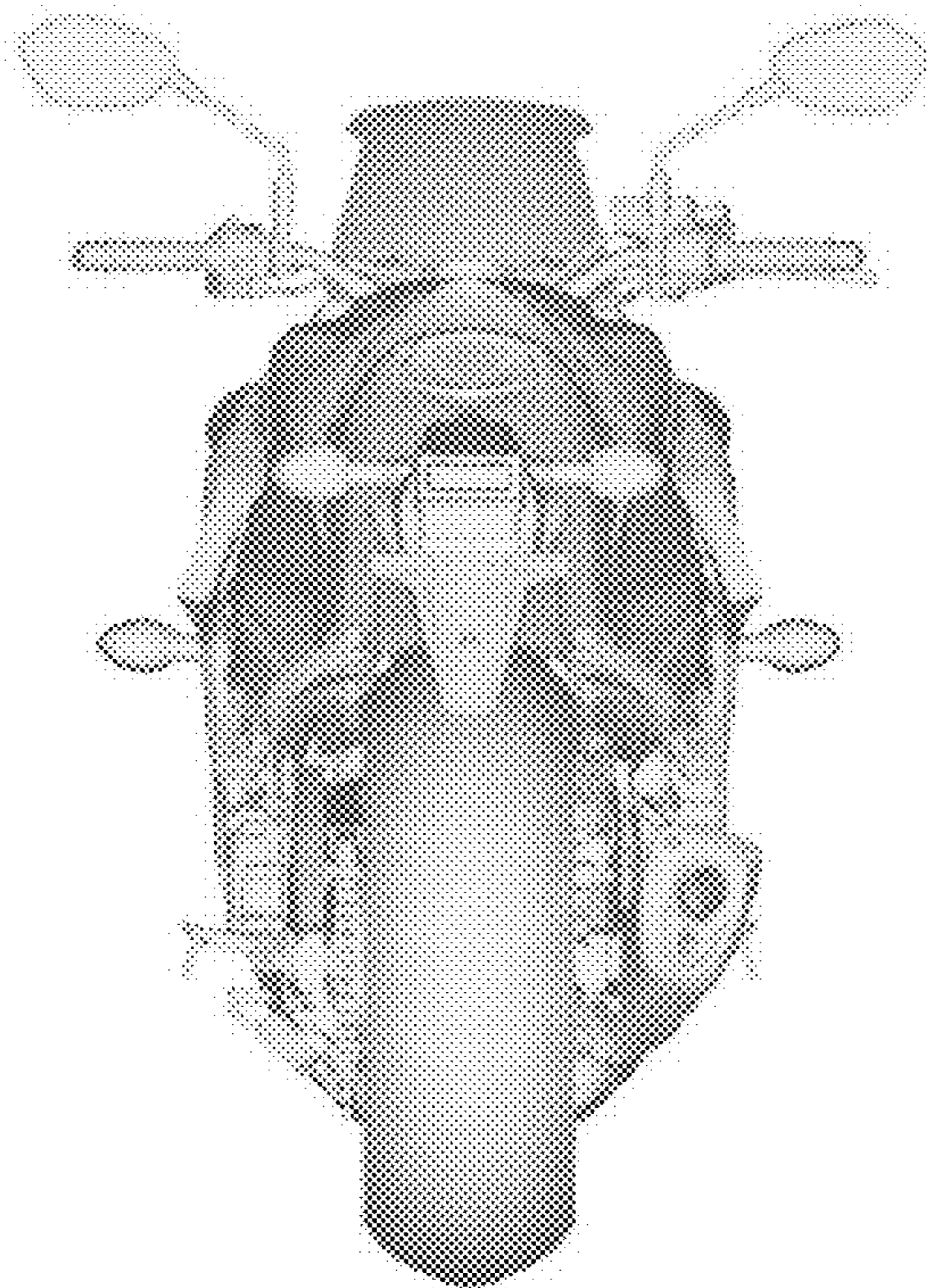


FIG. 3

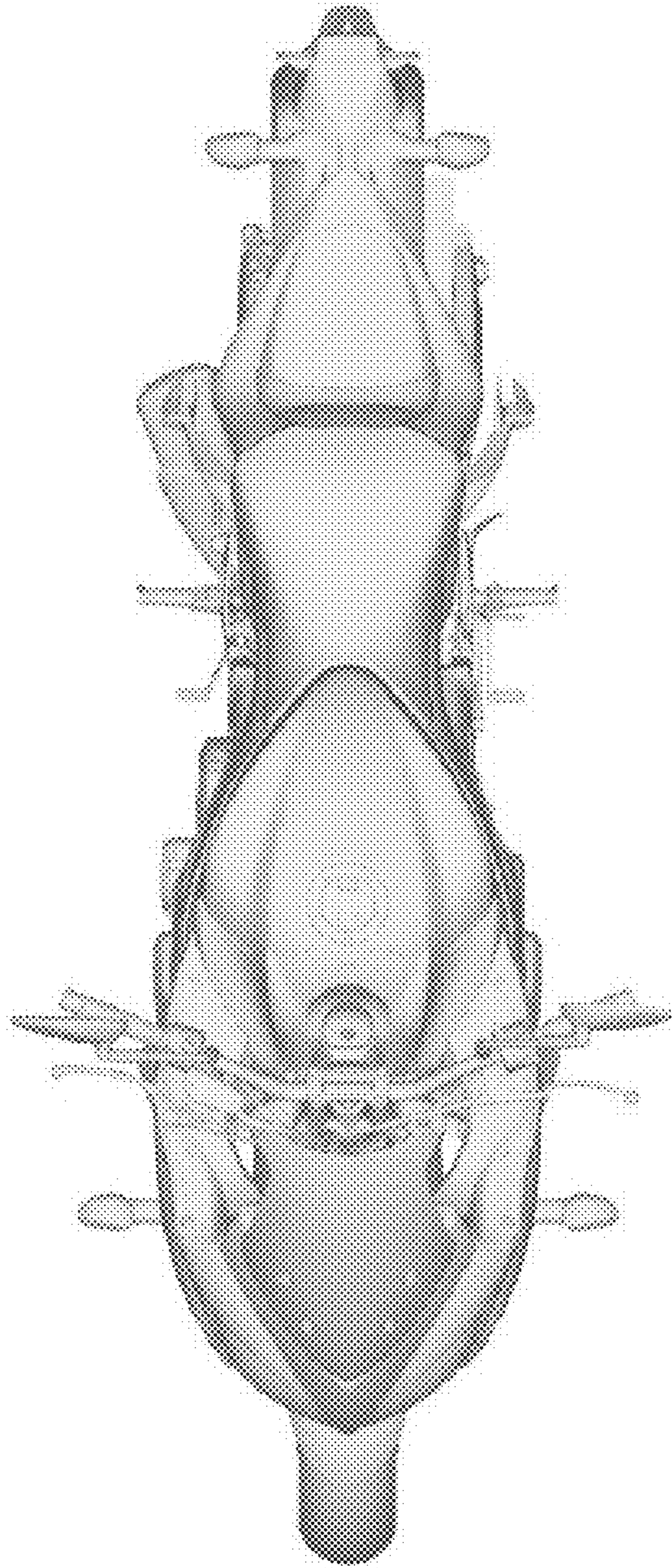


FIG. 4

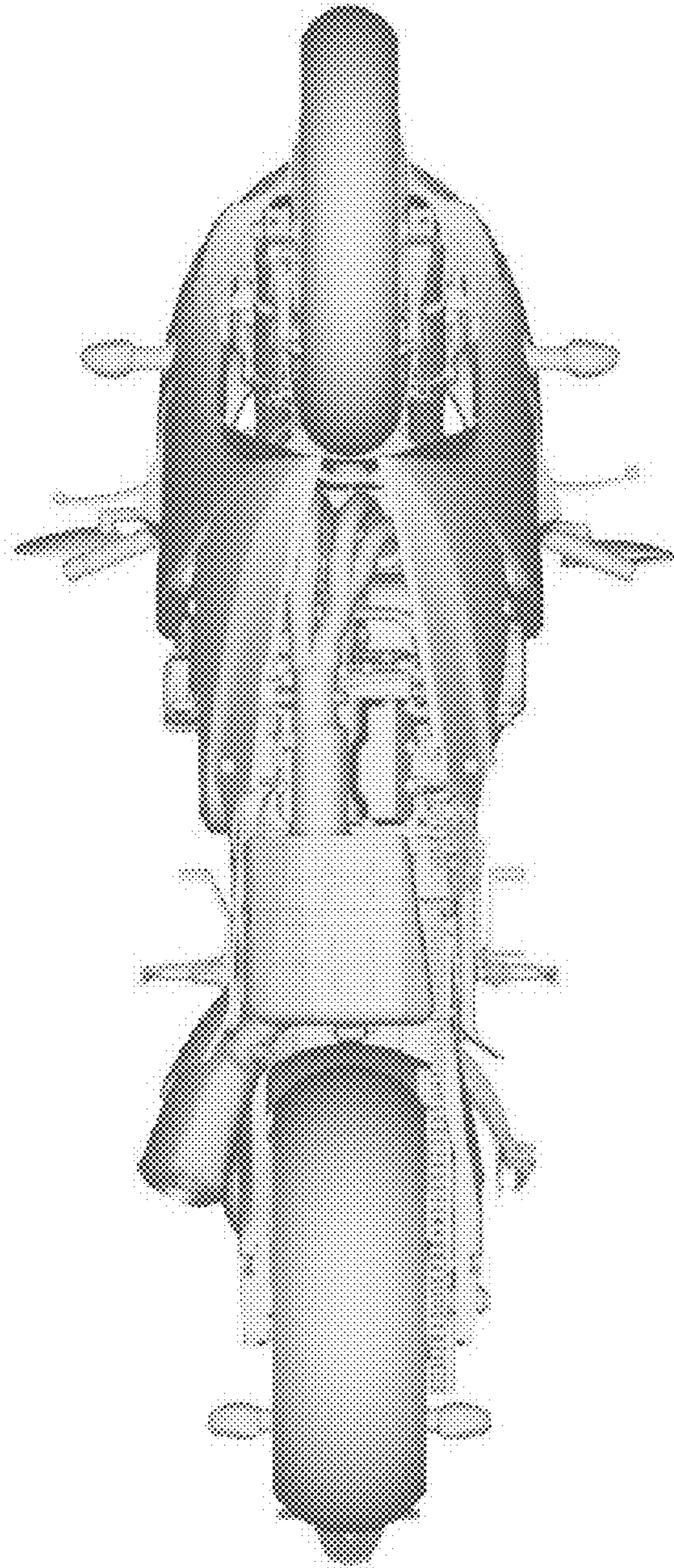


FIG. 5




FIG. 6




FIG. 7




FIG. 8




FIG. 9




FIG. 10

