



US00D758919S

(12) **United States Design Patent**
Papp

(10) **Patent No.:** **US D758,919 S**
(45) **Date of Patent:** **** Jun. 14, 2016**

(54) **COMBINED SAFETY FLAG AND MOUNTING BRACKET FOR A VEHICLE WINDOW**

(71) Applicant: **Quin Papp**, New Berlin, WI (US)

(72) Inventor: **Quin Papp**, New Berlin, WI (US)

(**) Term: **14 Years**

(21) Appl. No.: **29/496,205**

(22) Filed: **Jul. 10, 2014**

(51) **LOC (10) Cl.** **11-05**

(52) **U.S. Cl.**
USPC **D11/166**

(58) **Field of Classification Search**
USPC D11/165, 166, 168, 170, 171, 182;
D6/602; D20/11
CPC G09F 17/00; G09F 2017/0041; G09F
2017/0066; G09F 2017/0075; G09F
2017/0083

See application file for complete search history.

(56) **References Cited**

U.S. PATENT DOCUMENTS

12,140	A *	1/1855	Rogers	G09F 17/00 116/173
1,677,379	A *	7/1928	Ames	E04H 12/32 248/230.9
2,445,606	A	7/1948	Davis		
2,534,117	A	12/1950	Flick		
2,887,983	A *	5/1959	Budd	B60Q 7/005 116/173
3,762,360	A	10/1973	Hawes		
4,002,138	A	1/1977	Dobala		
4,163,426	A *	8/1979	O'Neill	B60Q 7/005 116/28 R
4,519,153	A *	5/1985	Moon	B60R 13/005 116/173
4,650,147	A *	3/1987	Griffin	B60Q 7/005 116/28 R
D313,214	S *	12/1990	Phillips	D10/110
D335,254	S	5/1993	Carter		
5,517,941	A *	5/1996	Fisher	G09F 17/00 116/173

D416,517	S *	11/1999	Goldfarb	D11/182
6,010,107	A *	1/2000	Goldfarb	B60Q 1/50 116/28 R
D420,308	S *	2/2000	Turok	D11/166

(Continued)

OTHER PUBLICATIONS

Product image from Amazon.com; URL: <http://ecx.images-amazon.com/images/I/41JrhAx0PHL.jpg>, retrieved from the Internet on Apr. 7, 2014.

(Continued)

Primary Examiner — Celia Murphy

Assistant Examiner — Clare Ann Gannon

(74) *Attorney, Agent, or Firm* — Jansson Munger McKinley & Kirby Ltd.

(57) **CLAIM**

The ornamental design for a combined safety flag and mounting bracket for a vehicle window, as shown and described.

DESCRIPTION

FIG. 1 is a perspective view of a combined safety flag and mounting bracket for a vehicle window showing my new design;

FIG. 2 is an enlarged view thereof; with the flag shown broken away for convenience of illustration;

FIG. 3 is an enlarged left side elevational view thereof; with the flag pole being removed;

FIG. 4 is a right side elevational view of the flag mounting bracket of FIG. 3;

FIG. 5 is a front elevational view of FIG. 3;

FIG. 6 is a rear elevational view of FIG. 3;

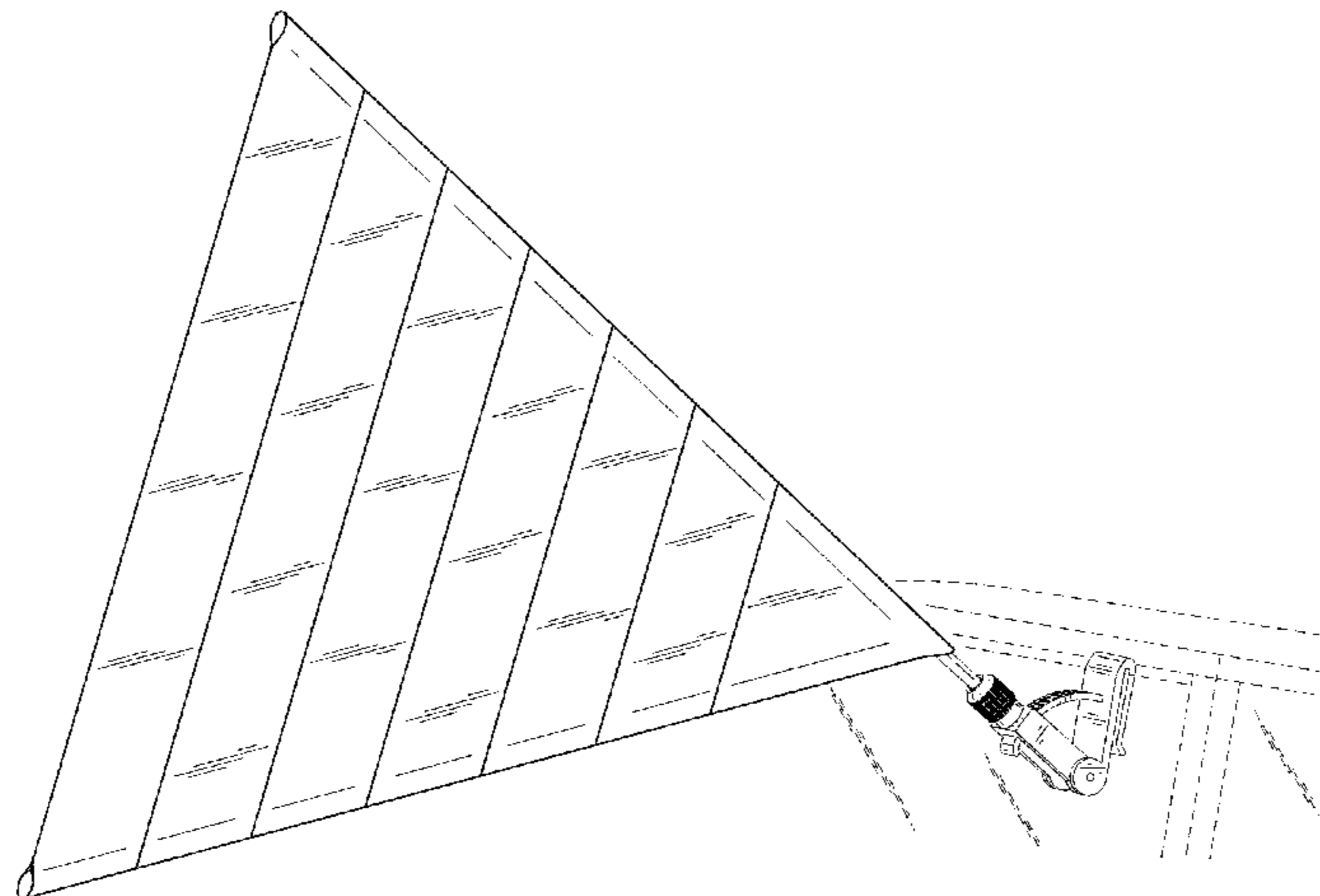
FIG. 7 is a top plan view of FIG. 3; and,

FIG. 8 is a bottom plan view of FIG. 3.

The portions of the flag that are not shown form no part of the claim.

The broken lines in FIGS. 1 and 2 represent a possible environment in which the design resides and form no part of the claimed design.

1 Claim, 4 Drawing Sheets



(56)

References Cited

U.S. PATENT DOCUMENTS

D421,238 S * 2/2000 Dinsky D11/181
6,637,365 B1 * 10/2003 Adamski G09F 21/04
116/173
7,878,139 B1 * 2/2011 Karnes G09F 17/00
116/173
8,613,258 B1 * 12/2013 Barry, IV B60R 13/00
116/173
9,010,000 B1 * 4/2015 Rodriguez G09F 21/048
40/592
2006/0102822 A1 * 5/2006 Liang F16C 11/10
248/514

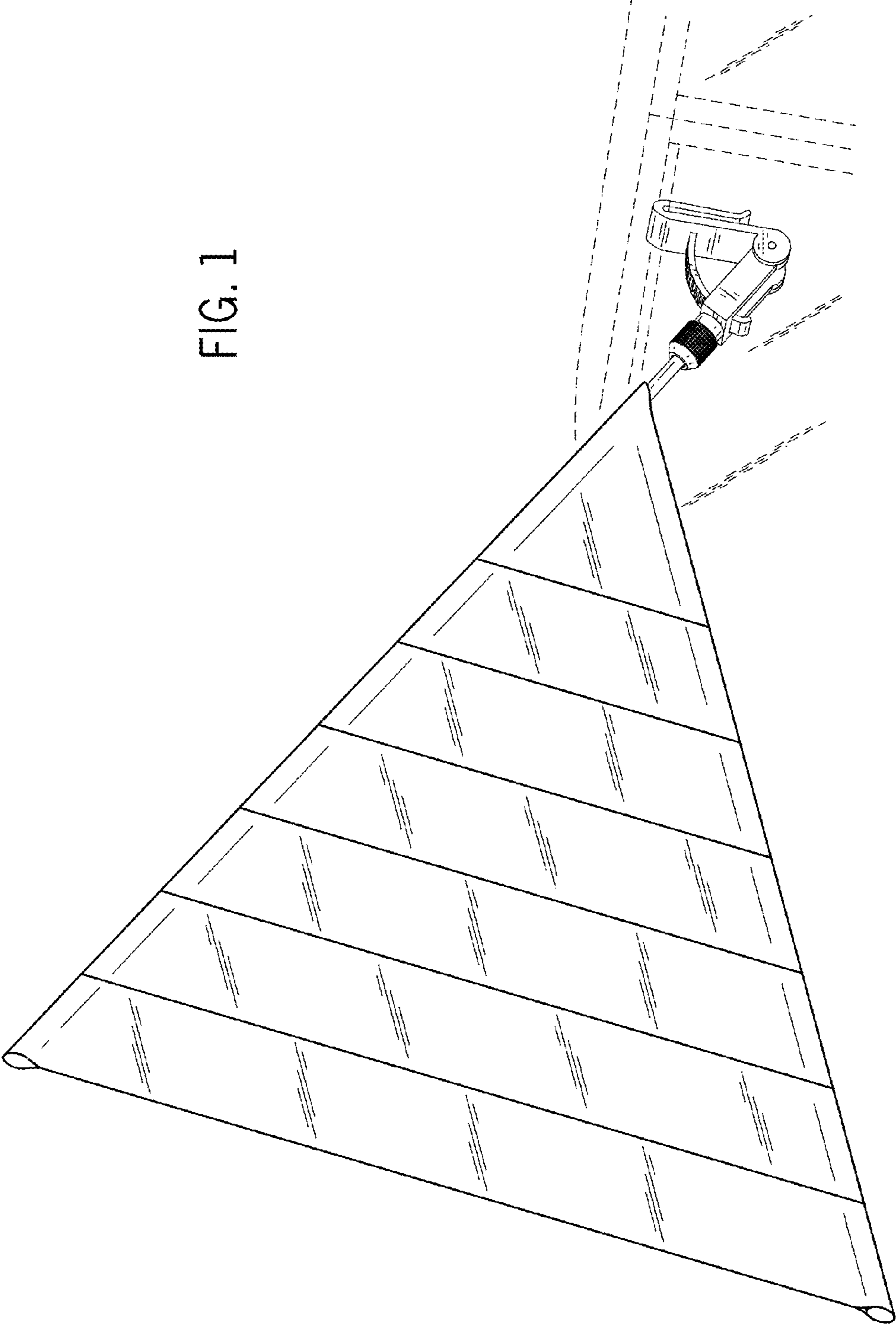
2012/0161669 A1 * 6/2012 Lorentz G09F 17/00
315/312
2014/0090281 A1 * 4/2014 Jansen G09F 17/00
40/584
2014/0174334 A1 * 6/2014 Tucker G09F 17/00
116/173

OTHER PUBLICATIONS

Product information from Alibaba.com; URL: [http://www.alibaba.com/product-detail/car-window-flag-holders_1553441906/showimage.h . . .](http://www.alibaba.com/product-detail/car-window-flag-holders_1553441906/showimage.h...), retrieved from the Internet on Apr. 7, 2014.

* cited by examiner

FIG. 1



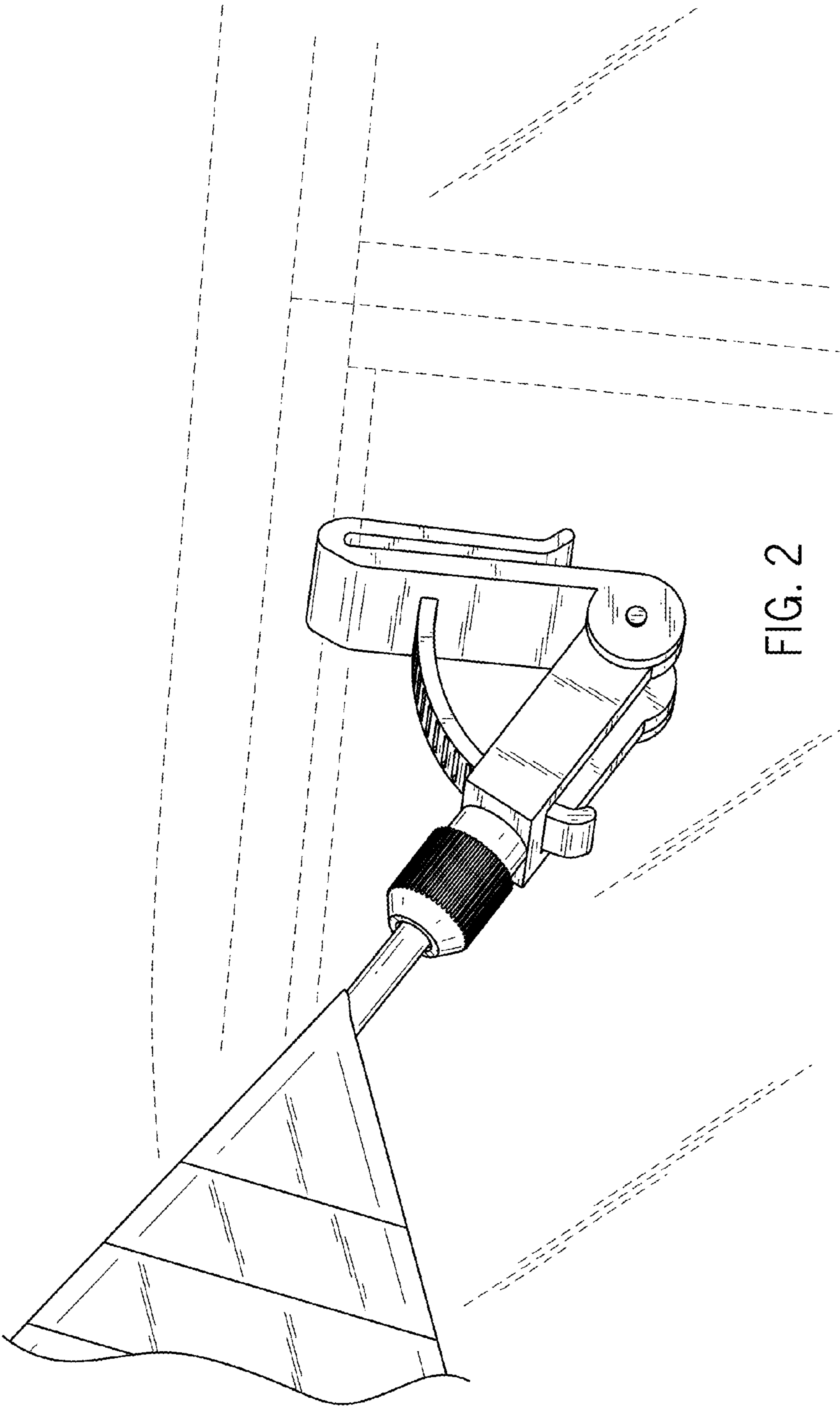


FIG. 2

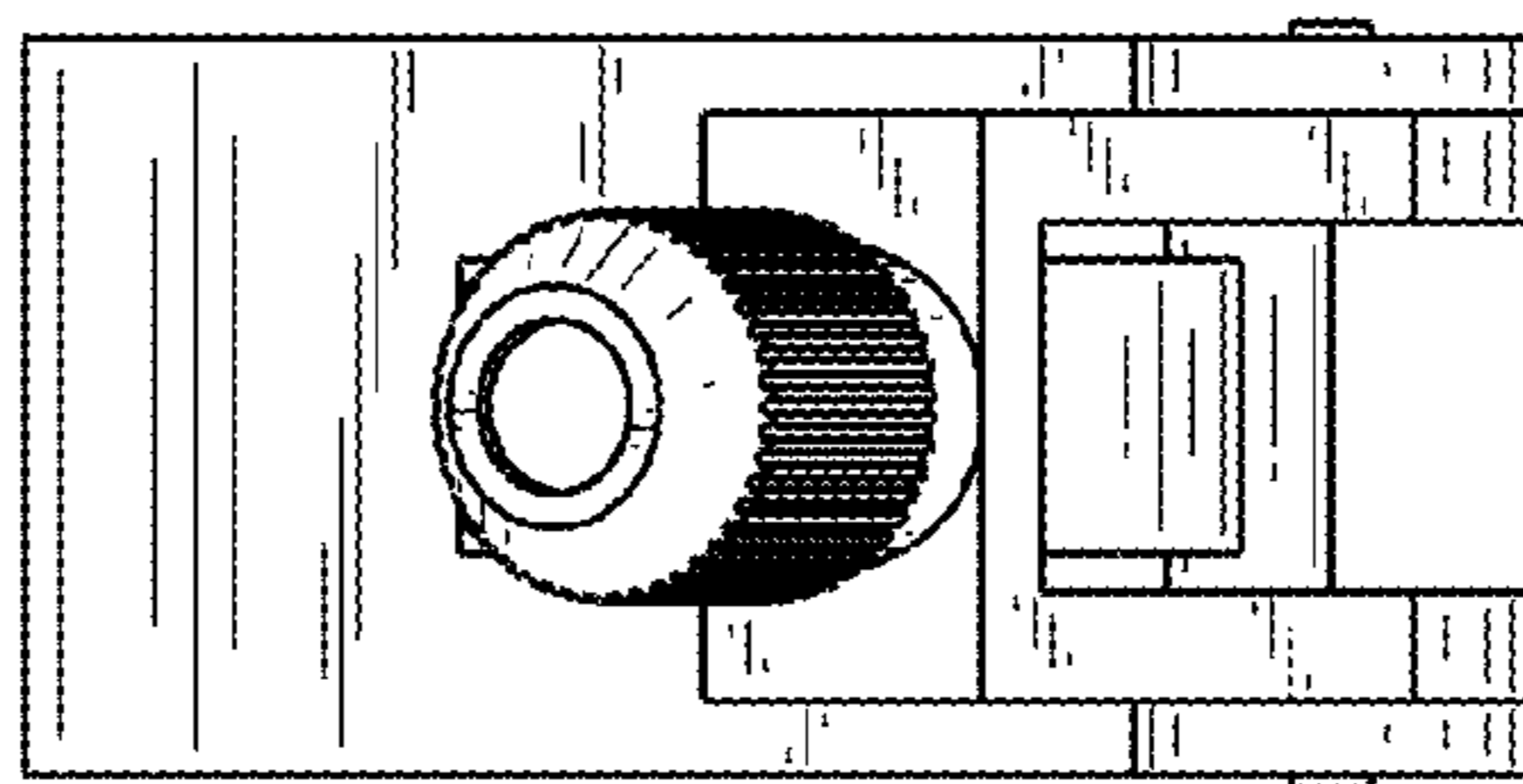


FIG. 5

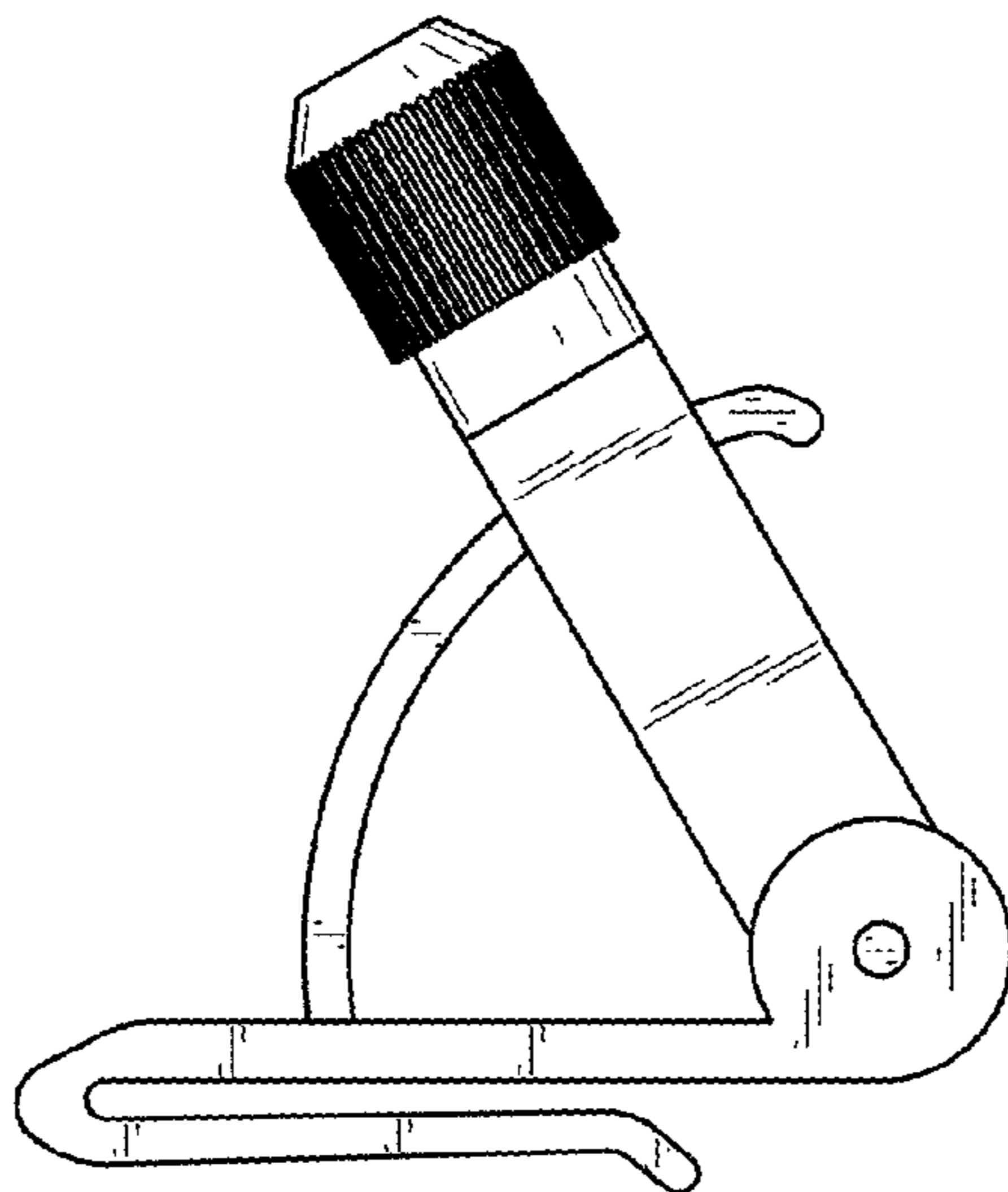


FIG. 4

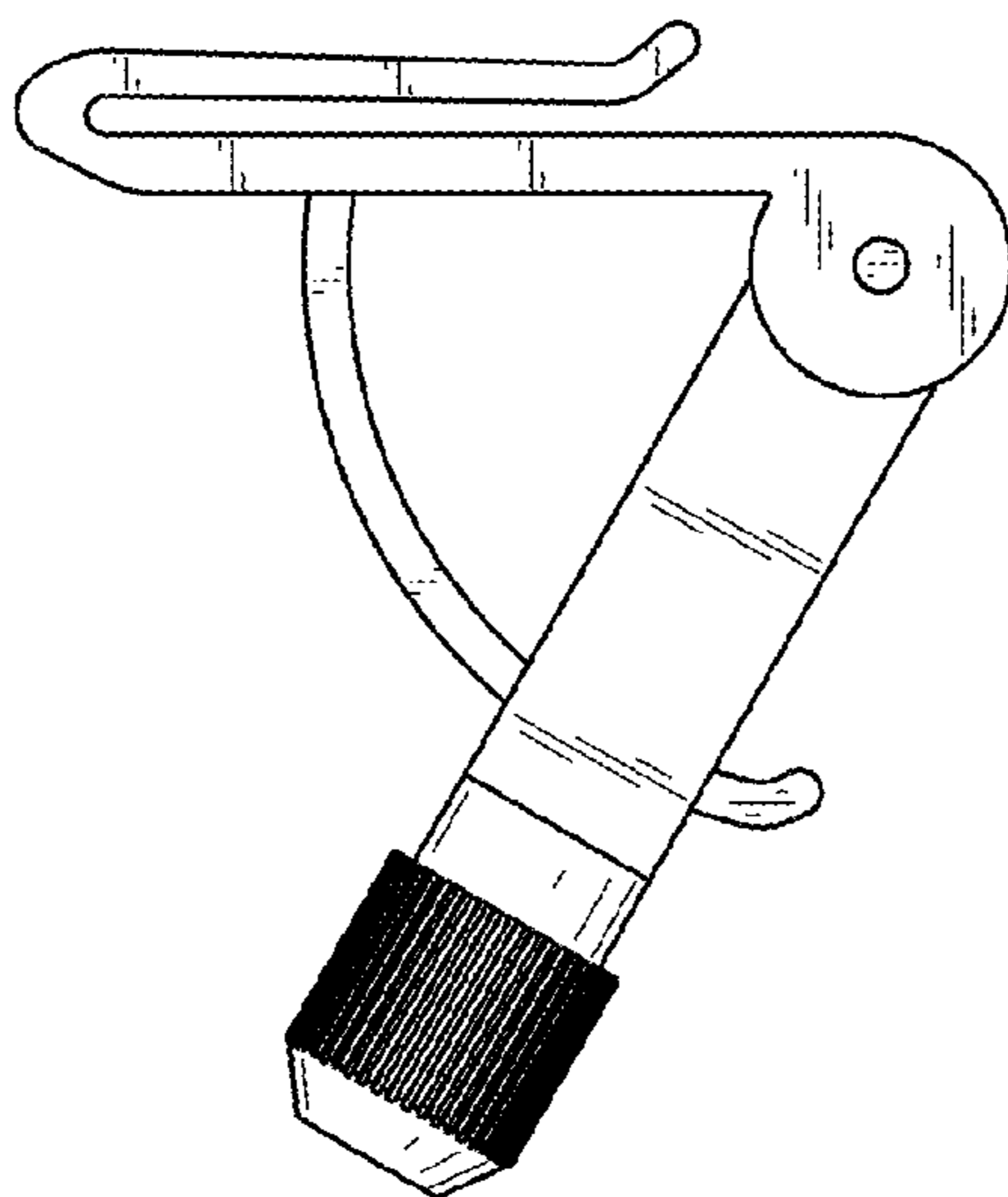


FIG. 3

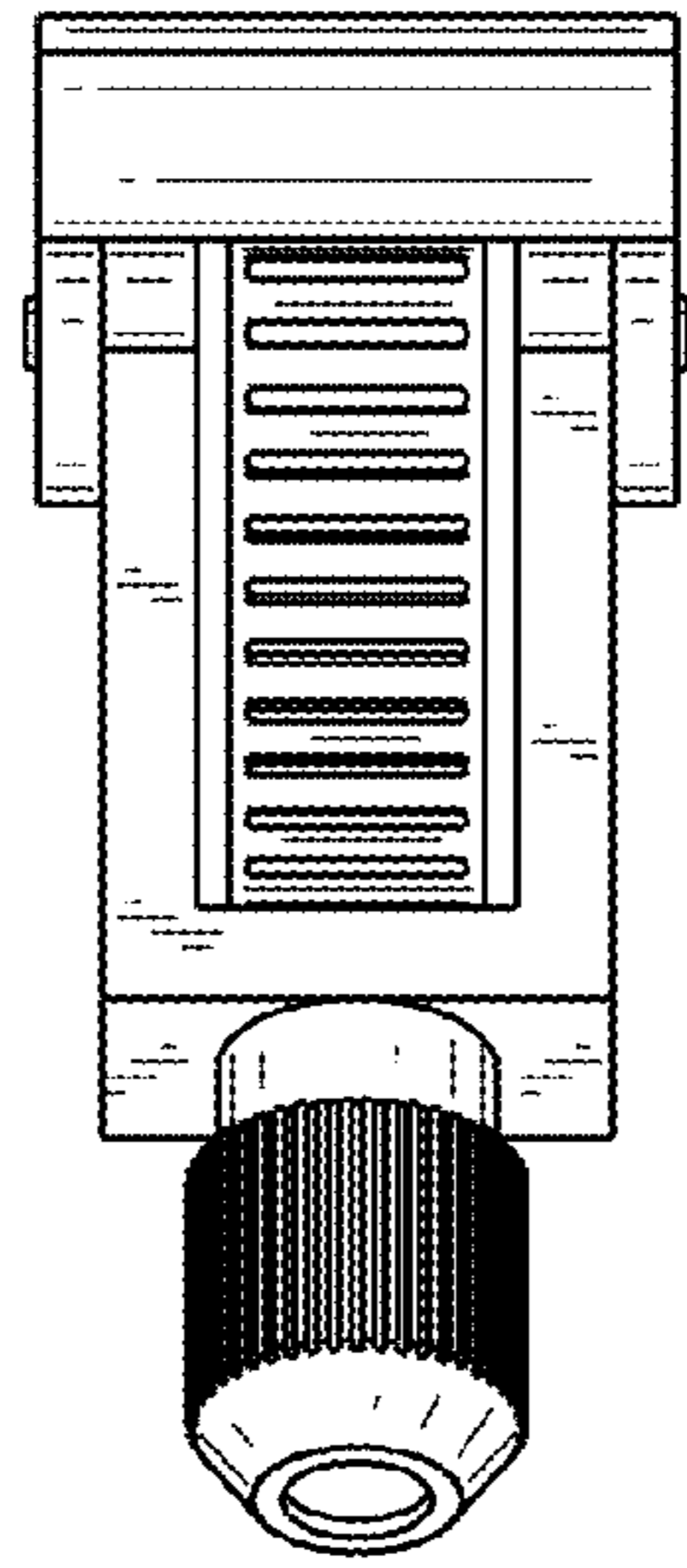


FIG. 7

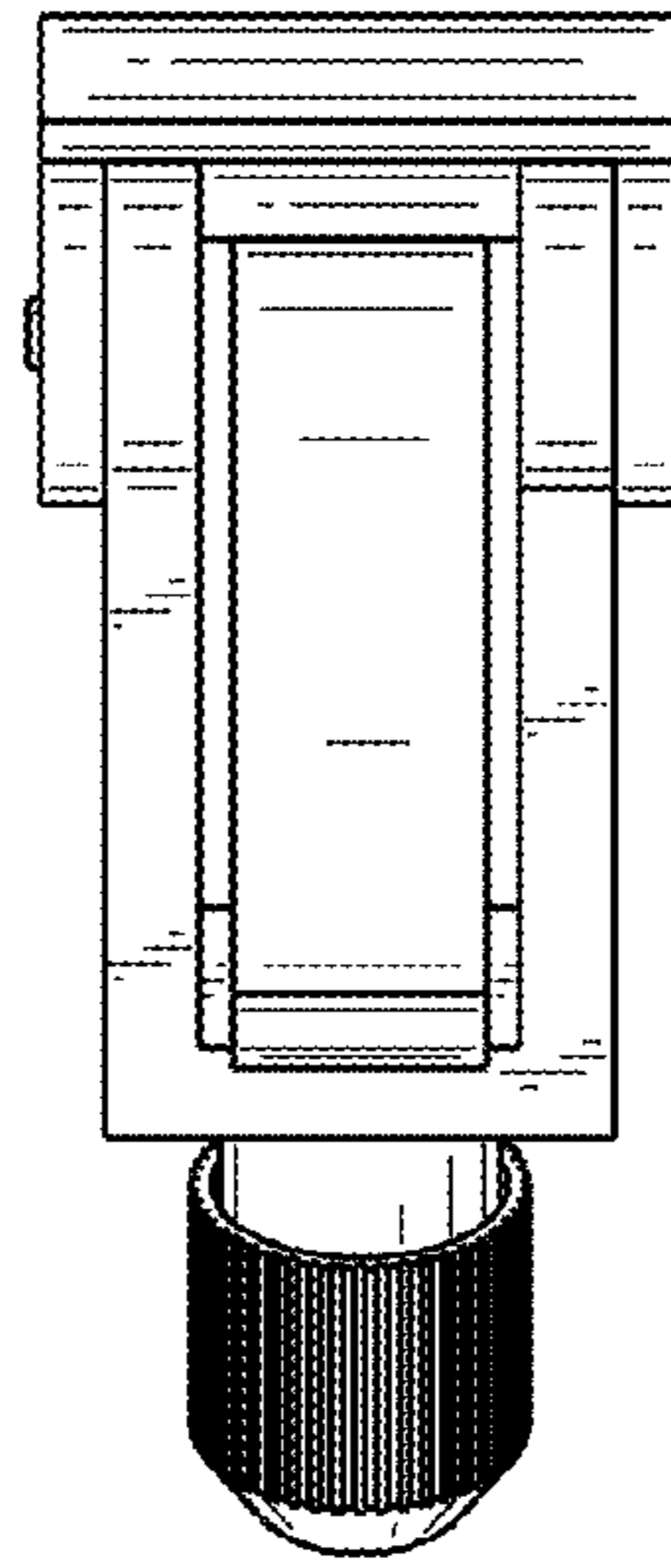


FIG. 8

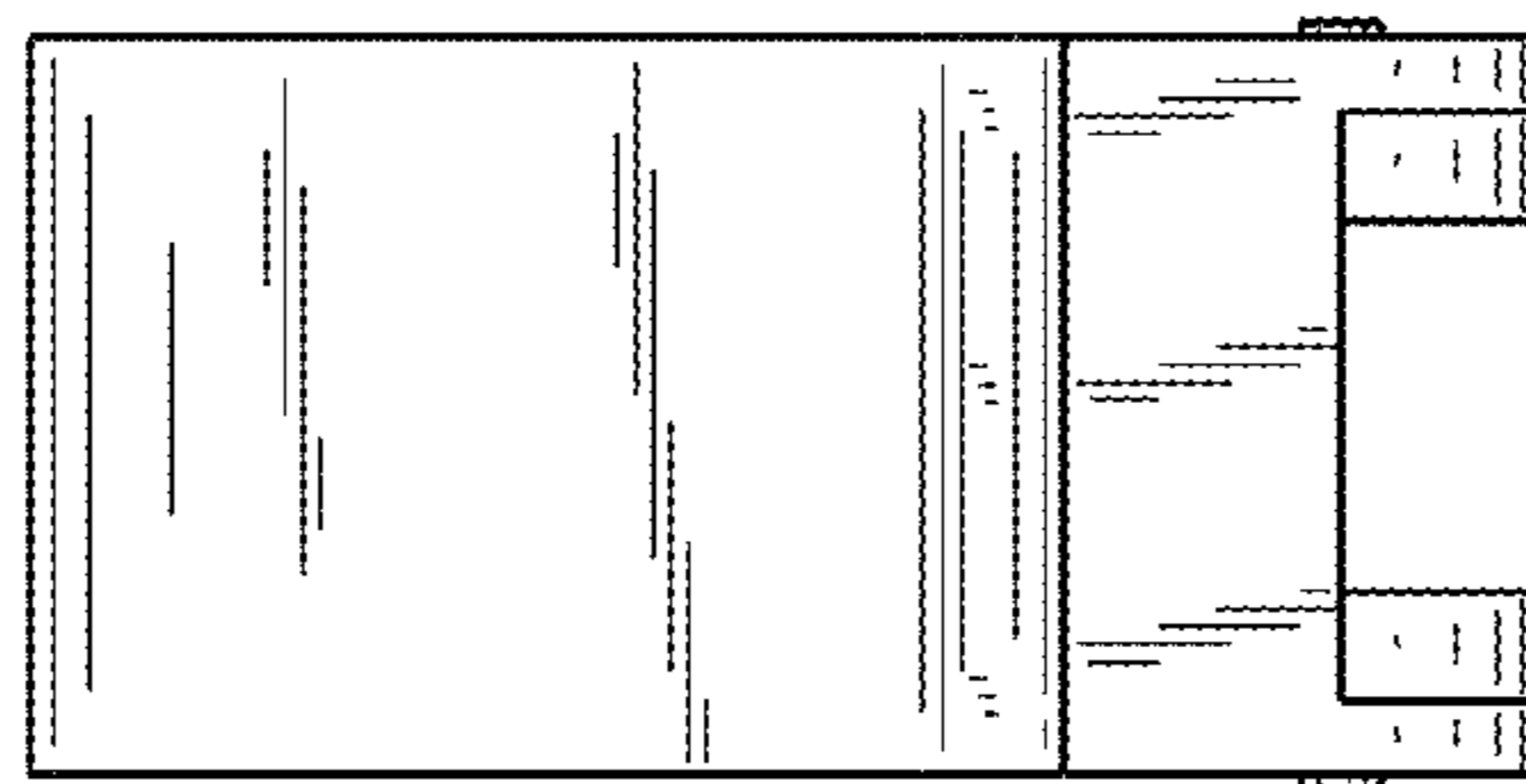


FIG. 6