

US00D758916S

(12) **United States Design Patent**  
**Davis**

(10) **Patent No.:** **US D758,916 S**  
(45) **Date of Patent:** **\*\* Jun. 14, 2016**

- (54) **PLANTER CELL**
- (71) Applicant: **IP Holdings, LLC**, Vancouver, WA (US)
- (72) Inventor: **Rod Davis**, Vancouver, WA (US)
- (73) Assignee: **IP Holdings, LLC**, Vancouver, WA (US)
- (\*\*) Term: **14 Years**
- (21) Appl. No.: **29/517,591**
- (22) Filed: **Feb. 13, 2015**
- (51) **LOC (10) Cl.** ..... **11-02**
- (52) **U.S. Cl.**  
USPC ..... **D11/143**
- (58) **Field of Classification Search**  
USPC ..... D6/403–405, 556–558, 683;  
D11/143–156, 164; D7/530, 587;  
D9/556, 569  
CPC ..... A01G 9/02; A01G 9/021; A01G 9/022;  
A01G 9/023; A01G 9/024; A01G 9/028;  
A01G 9/04; A01G 9/042; A01G 9/10; A01G  
9/12; B65D 1/265  
See application file for complete search history.

- D273,482 S \* 4/1984 Andreason ..... D11/155
- D322,033 S \* 12/1991 Palisin, Jr. .... D9/429
- D374,844 S \* 10/1996 Weder ..... D11/164
- D375,657 S \* 11/1996 Jarvis ..... D7/523
- D384,000 S \* 9/1997 Panth ..... D11/143
- D386,047 S \* 11/1997 Jarvis ..... D7/523
- 6,266,921 B1 \* 7/2001 Keskilohko ..... A01G 9/104  
47/86
- D473,463 S \* 4/2003 Armstrong ..... D9/431
- 6,708,824 B2 \* 3/2004 Sahm, III ..... B65D 1/42  
206/505
- D519,831 S \* 5/2006 de Cleir ..... D9/428
- 7,210,266 B2 \* 5/2007 Henry ..... A01G 9/021  
47/32.7
- D616,714 S \* 6/2010 Kulzer ..... D7/701
- D624,794 S \* 10/2010 Kulzer ..... D7/553.2
- D745,386 S \* 12/2015 Covey ..... D9/416

\* cited by examiner

*Primary Examiner* — Elizabeth Albert  
(74) *Attorney, Agent, or Firm* — J. Douglas Wells

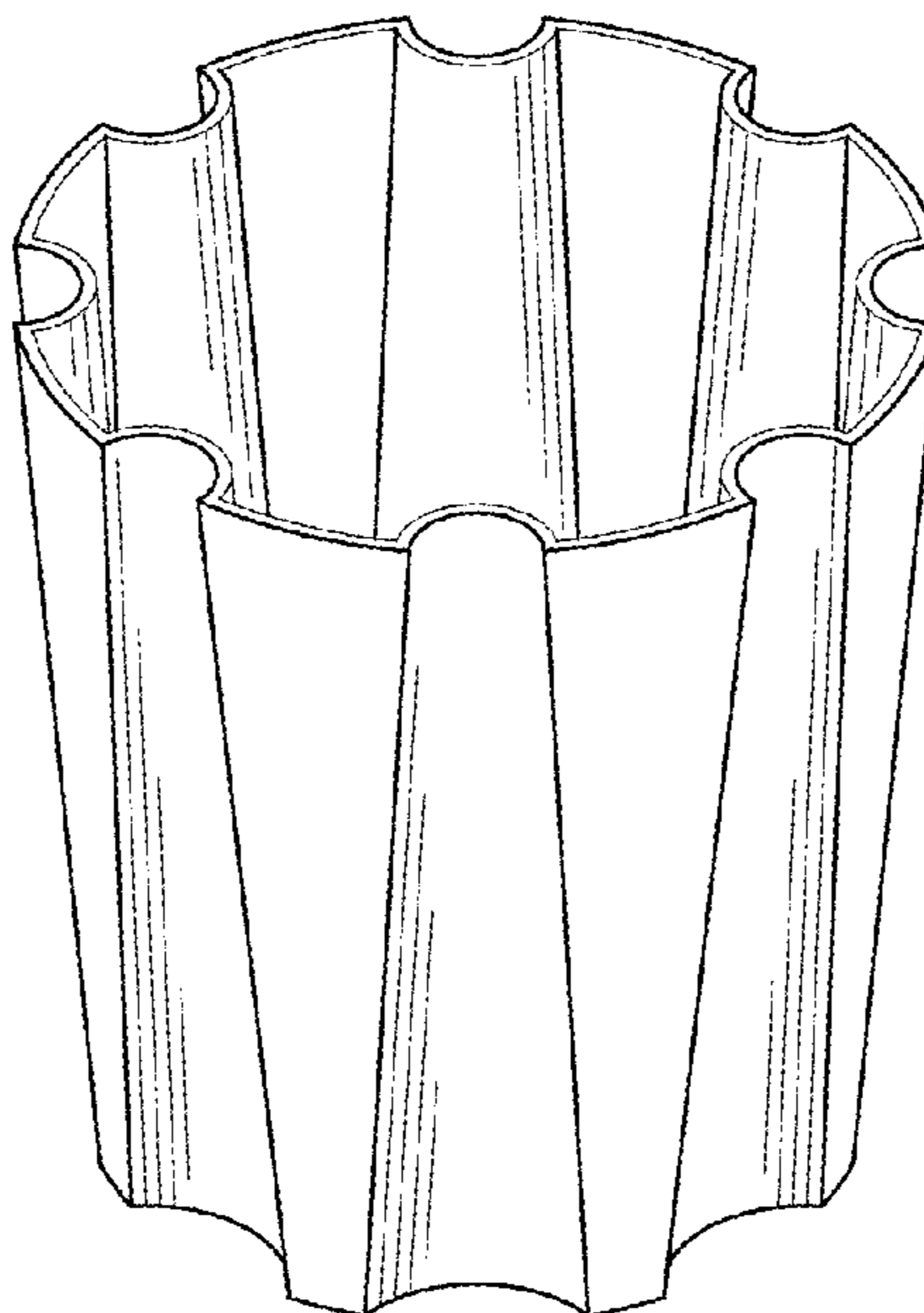
(57) **CLAIM**  
The ornamental design for a planter cell, as shown and described.

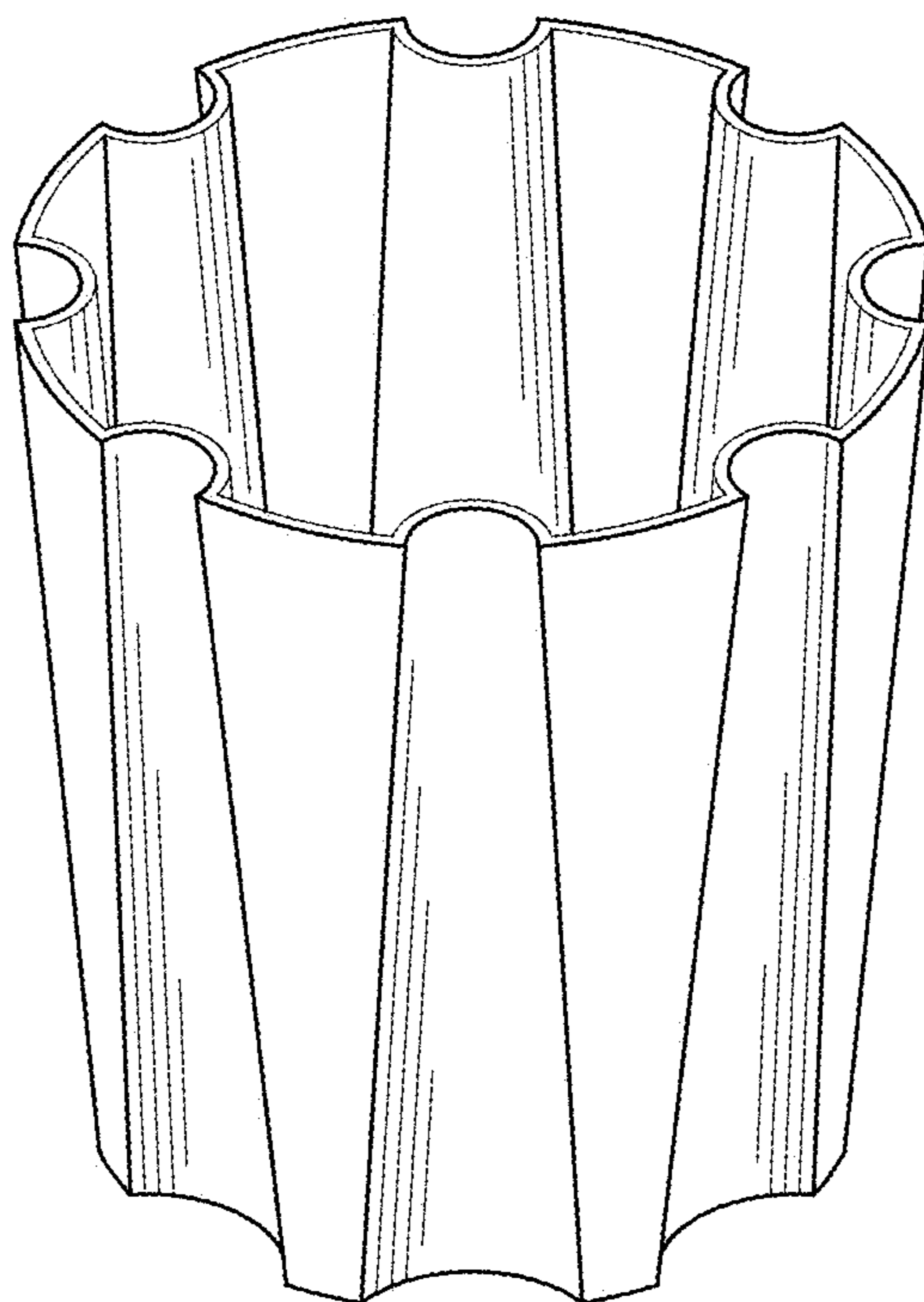
**DESCRIPTION**

FIG. 1 is a top perspective view of a planter cell showing my new design;  
FIG. 2 is a bottom perspective view thereof;  
FIG. 3 is a top plan view thereof;  
FIG. 4 is a front elevation view thereof; wherein the right side, rear, and left side elevation views of the planter cell are the same as the front elevation view; and,  
FIG. 5 is a bottom plan view thereof.


**1 Claim, 3 Drawing Sheets**

- (56) **References Cited**  
U.S. PATENT DOCUMENTS  
D37,604 S \* 10/1905 Fletcher ..... D7/531  
D54,749 S \* 3/1920 Huntley ..... D7/523  
D79,126 S \* 8/1929 Brown ..... D7/523  
2,304,278 A \* 12/1942 Poster ..... B65D 1/265  
229/400  
4,389,814 A \* 6/1983 Andreason ..... A01G 9/104  
428/178






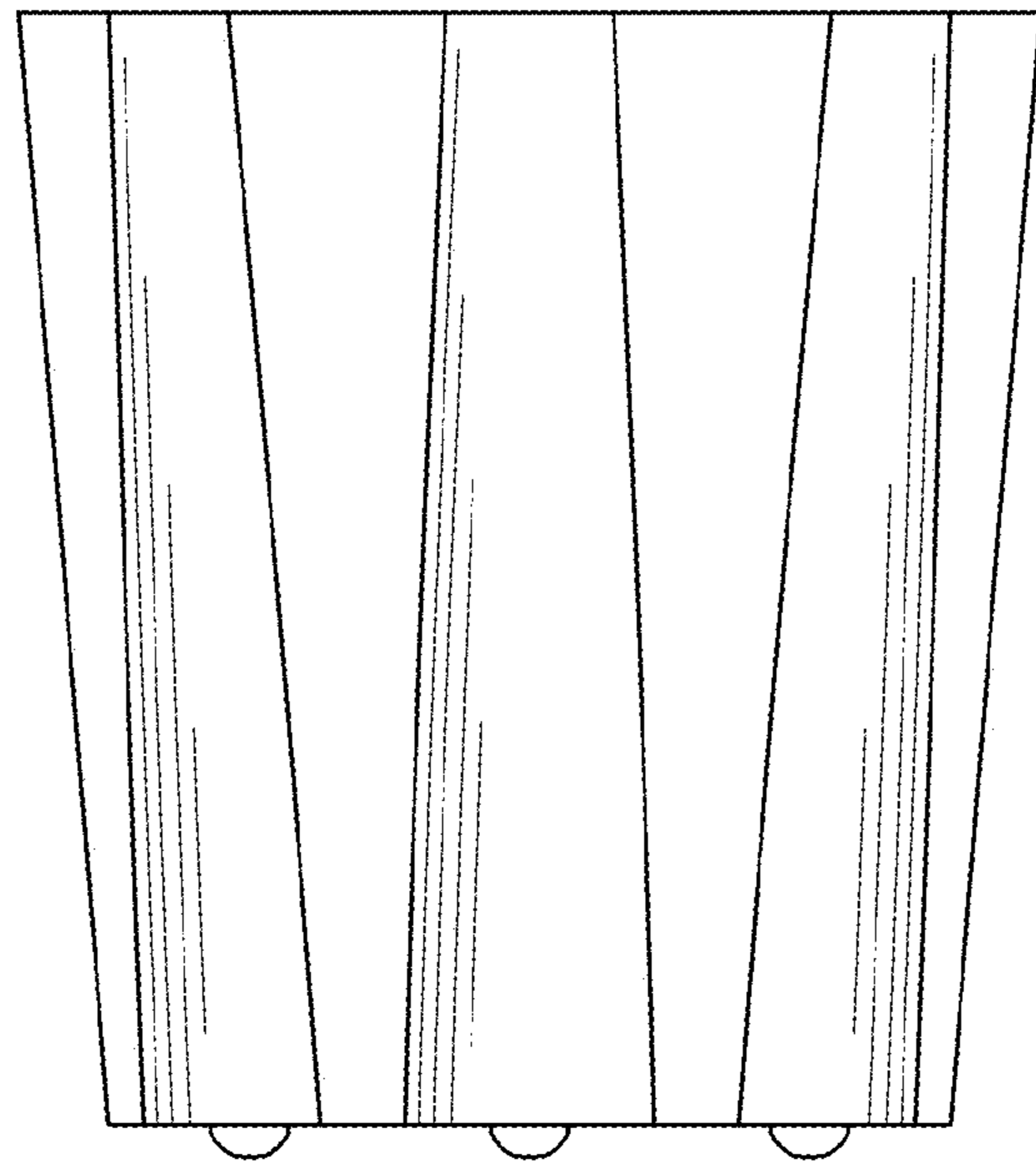
**FIG. 1**




**FIG. 2**



**FIG. 3**



**FIG. 4**



**FIG. 5**