



US00D758912S

(12) **United States Design Patent**  
**Poles**

(10) **Patent No.:** **US D758,912 S**

(45) **Date of Patent:** **\*\* Jun. 14, 2016**

(54) **ASSYRIAN COIN**

(71) Applicant: **Bilus Dawood Poles**, Mortongrove, IL  
(US)

(72) Inventor: **Bilus Dawood Poles**, Mortongrove, IL  
(US)

(\*\*) Term: **14 Years**

(21) Appl. No.: **29/508,308**

(22) Filed: **Nov. 5, 2014**

(51) **LOC (10) CI.** ..... **11-03**

(52) **U.S. CI.**  
USPC ..... **D11/101**

(58) **Field of Classification Search**  
USPC ..... D11/30, 40, 44, 48, 60, 79, 81, 86,  
D11/95–116, 125, 131, 133, 149, 157, 211,  
D11/217, 219, 223, 1; 63/1.11, 13, 18–20;  
D99/17, 23, 25, 27, 30; 428/3; D8/348;  
40/358; 206/575  
CPC ..... A44C 15/001; A44C 9/0053; A44C  
15/0015; A44C 1/00; A44C 15/00; A44C  
7/00; A44C 25/004; A44C 5/0092; A44C  
11/002; A47G 33/02; B44D 3/04; B43L 3/00  
See application file for complete search history.

(56) **References Cited**

**U.S. PATENT DOCUMENTS**

D163,793 S *	7/1951	Creason	.....	D11/100
D256,004 S *	7/1980	Freeman	.....	D11/110
D286,389 S *	10/1986	Davidson	.....	D11/114
D302,533 S *	8/1989	Hagee	.....	D11/104
D319,415 S *	8/1991	Johnston	.....	D11/101
D360,378 S *	7/1995	Albertson	.....	D11/100
D449,791 S *	10/2001	Clark	.....	D11/101

D493,935 S *	8/2004	Agemura	.....	D99/17
D506,412 S *	6/2005	Agemura	.....	D11/107
D507,987 S *	8/2005	Davis	.....	D11/95
D510,470 S *	10/2005	Agemura	.....	D11/107
D513,355 S *	12/2005	Agemura	.....	D11/107
D532,333 S *	11/2006	Wedekind	.....	D11/116
D587,160 S *	2/2009	Beyrich	.....	D11/116
D615,448 S *	5/2010	Jederman	.....	D11/107
D621,293 S *	8/2010	Lawrence	.....	D11/102

\* cited by examiner

*Primary Examiner* — T. Chase Nelson

*Assistant Examiner* — Mark Cavanna

(74) *Attorney, Agent, or Firm* — Dunlap, Bennett & Ludwig  
PLLC

(57) **CLAIM**

The ornamental design for an Assyrian coin, as shown and described.

**DESCRIPTION**

FIG. 1 is a front elevation view of an Assyrian coin, shown in a first embodiment;  
 FIG. 2 is a rear elevation view thereof;  
 FIG. 3 is a left side elevation view thereof; the right side elevation view being an identical image thereof;  
 FIG. 4 is a top plan view thereof; the bottom plan view being an identical image thereof;  
 FIG. 5 is a front elevation view of an Assyrian coin, shown in a second embodiment;  
 FIG. 6 is a rear elevation view thereof;  
 FIG. 7 is a left side elevation view thereof; the right side elevation view being an identical image thereof; and,  
 FIG. 8 is a top plan view thereof; the bottom plan view being an identical image thereof.

**1 Claim, 2 Drawing Sheets**





FIG. 1



FIG. 2



FIG. 3




FIG. 4



FIG. 5




FIG. 6



FIG. 7




FIG. 8