



US00D758901S

(12) **United States Design Patent**
Benoit et al.

(10) **Patent No.:** **US D758,901 S**
(45) **Date of Patent:** **** Jun. 14, 2016**

- (54) **ACTIVATOR DEVICE WITH CLIP**
- (71) Applicants: **David B Benoit**, West Hartford, CT (US); **Phillip A. Giancarlo**, Lebanon, CT (US); **Timothy C. Repp**, Pleasant Valley, CT (US)
- (72) Inventors: **David B Benoit**, West Hartford, CT (US); **Phillip A. Giancarlo**, Lebanon, CT (US); **Timothy C. Repp**, Pleasant Valley, CT (US)
- (73) Assignee: **WEARSAFE LABS LLC**, Hartford, CT (US)

(**) Term: **14 Years**

(21) Appl. No.: **29/518,854**

(22) Filed: **Feb. 27, 2015**

(51) **LOC (10) Cl.** **10-04**

(52) **U.S. Cl.**
USPC **D10/70; D10/97**

(58) **Field of Classification Search**
USPC D10/65, 70, 78, 97, 98; D14/125–134, D14/136, 167, 168, 138 R, 138 AA, 138 AB, D14/138 AC, 138 AD, 139, 239, 341–347, D14/374–377, 336, 448, 450, 496, 498, 499, D14/507–510, 500
CPC A41D 1/02; A44C 5/0015; A44C 5/02; A44C 5/14; A61B 19/44; A61B 2019/446; A63B 71/06; A63B 26/00; A63B 24/0075; A63B 2071/0663; G09F 3/005; G06F 1/163; G06F 3/038; G06F 3/03547; G04G 17/00; G04G 17/08

See application file for complete search history.

(56) **References Cited**

U.S. PATENT DOCUMENTS

- D312,046 S * 11/1990 Ruehleemann D10/70
- D312,049 S * 11/1990 Ruehleemann D10/70
- D486,410 S * 2/2004 Ueda D10/98
- D502,654 S * 3/2005 Nishiura D10/70

- D504,627 S * 5/2005 Harju D10/70
- D525,889 S * 8/2006 Oas D10/70
- D528,024 S * 9/2006 Bhavnani D10/70
- D528,445 S * 9/2006 Au Yeung D10/70
- D531,072 S * 10/2006 Au Yeung D10/70
- D543,877 S * 6/2007 Bhavnani D10/70
- D545,700 S * 7/2007 Man D10/70
- D555,018 S * 11/2007 Au Yeung D10/70
- D555,019 S * 11/2007 Au Yeung D10/70
- D557,624 S * 12/2007 Coster D10/70
- D560,653 S * 1/2008 Au Yeung D14/192
- D573,490 S * 7/2008 Au Yeung D10/70
- D578,418 S * 10/2008 Au Yeung D10/70
- D595,167 S * 6/2009 Au Yeung D10/70
- D595,168 S * 6/2009 Au Yeung D10/70
- D595,169 S * 6/2009 Au Yeung D10/70
- D611,847 S * 3/2010 Fraser D10/65
- 7,701,171 B2 * 4/2010 Defant H02J 7/0054 320/113
- D614,979 S * 5/2010 McNames D10/65
- D638,320 S * 5/2011 Thing D10/70

(Continued)

Primary Examiner — Antoine D Davis

(74) *Attorney, Agent, or Firm* — John M. Behles

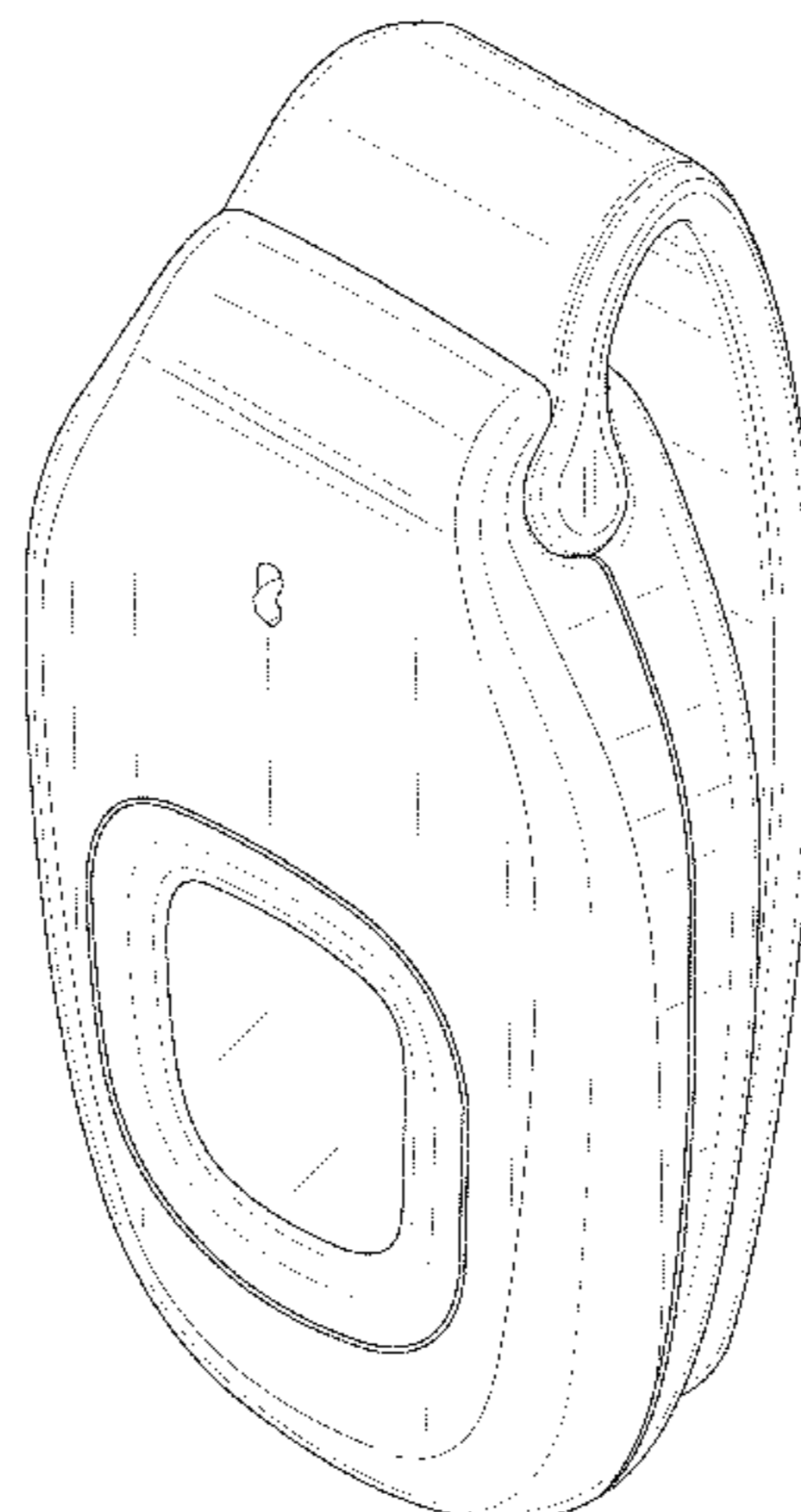
(57) **CLAIM**

The ornamental design for an activator device with clip, as shown and described.

DESCRIPTION

FIG. 1 is a front perspective view of an activator device with clip showing, in particular, the ornamental design thereof.
 FIG. 2 is a front elevation view of the activator device with clip of FIG. 1.
 FIG. 3 is a rear elevation view of the activator device with clip of FIG. 1.
 FIG. 4 is a right side view of the activator device with clip of FIG. 1.
 FIG. 5 is a left side view of the activator device with clip of FIG. 1.
 FIG. 6 is a top plan view of the activator device with clip of FIG. 1; and,
 FIG. 7 is a bottom plan view of the activator device with clip of FIG. 1.

1 Claim, 6 Drawing Sheets



(56)

References Cited

U.S. PATENT DOCUMENTS

D648,232 S * 11/2011 Reigneau D10/65
D657,702 S * 4/2012 Au Yeung D10/70
D659,038 S * 5/2012 Steinhauer D10/81
D666,112 S * 8/2012 Chang D10/70
D677,591 S * 3/2013 Au Yeung D10/70
D677,592 S * 3/2013 Au Yeung D10/70
D682,126 S * 5/2013 Tello D10/70
D692,784 S * 11/2013 Anderssen D10/106.92
D694,658 S * 12/2013 Avidor D10/65
D714,664 S * 10/2014 Naughton D10/53

D714,665 S * 10/2014 Naughton D10/53
D715,667 S * 10/2014 Shigeno D10/70
D716,168 S * 10/2014 Au Yeung D10/70
8,862,394 B2 * 10/2014 Taylor, Jr. G01C 21/16
701/470
D717,680 S * 11/2014 Park D10/70
D718,157 S * 11/2014 Naughton D10/53
D720,637 S * 1/2015 Au Yeung D10/70
D728,393 S * 5/2015 Au Yeung D10/70
D737,707 S * 9/2015 Jung D10/70
D737,708 S * 9/2015 Jung D10/70
D744,882 S * 12/2015 Jung D10/70
D746,707 S * 1/2016 Akana D10/39

* cited by examiner

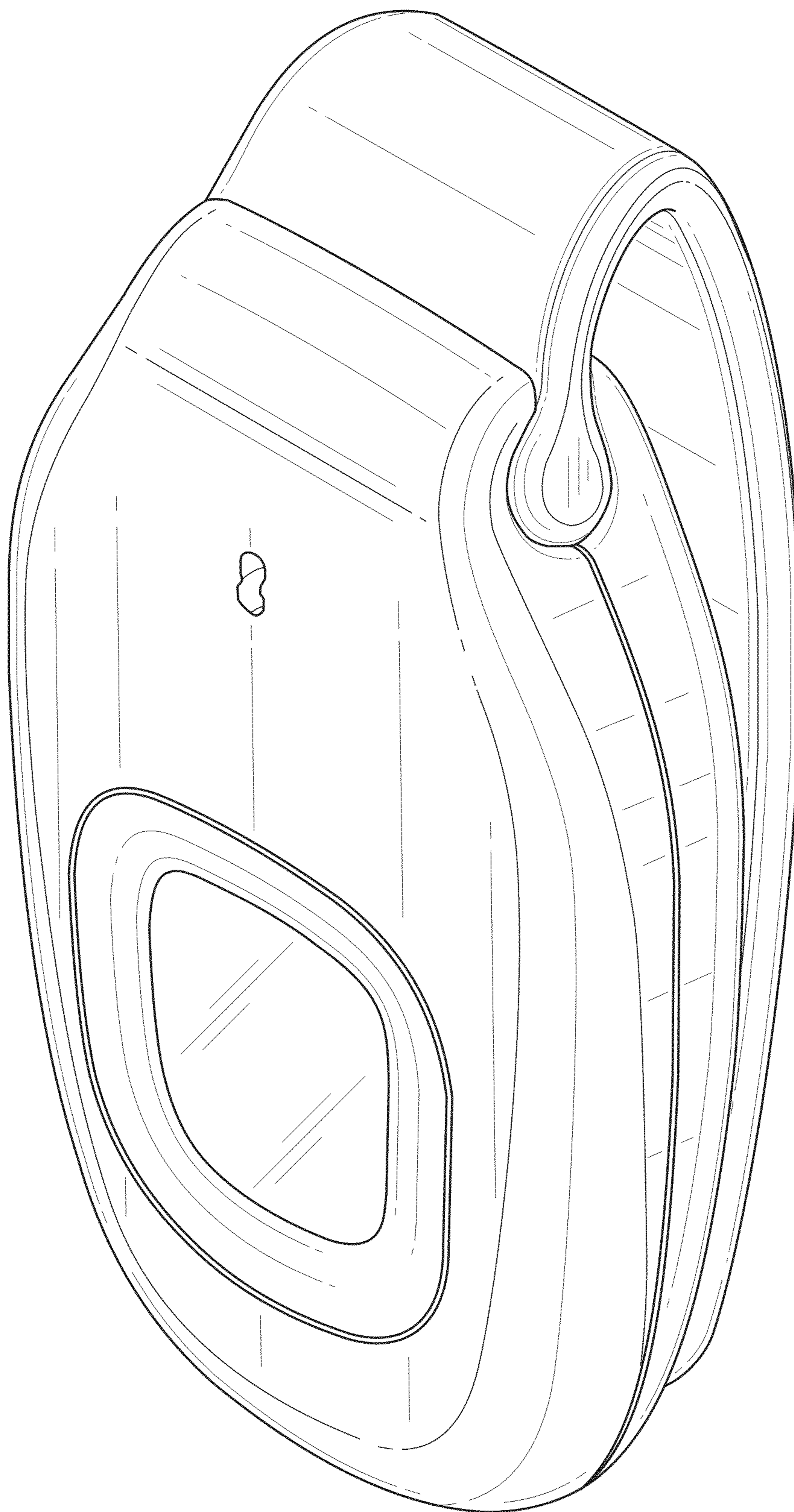


FIG. 1

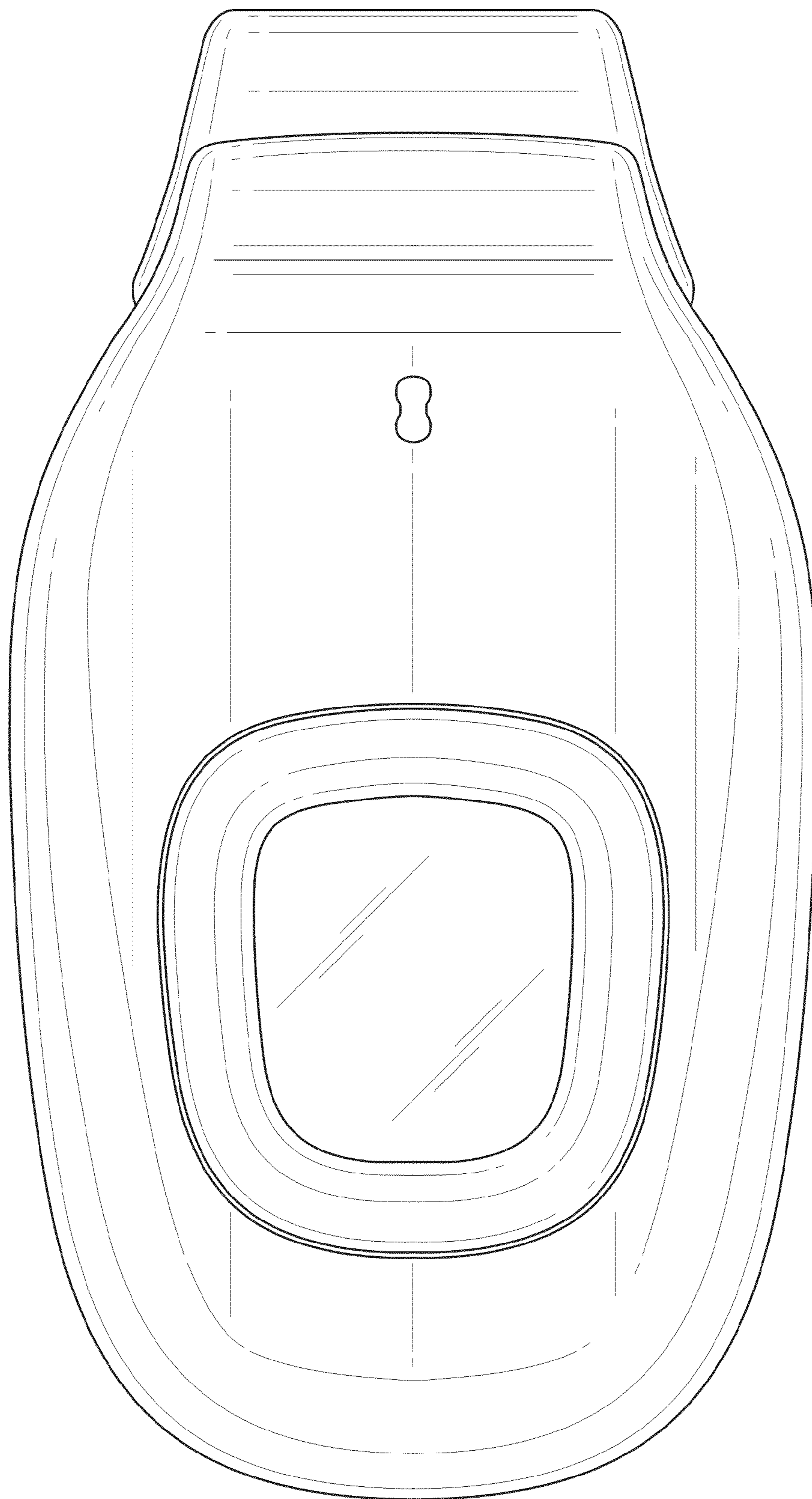


FIG. 2

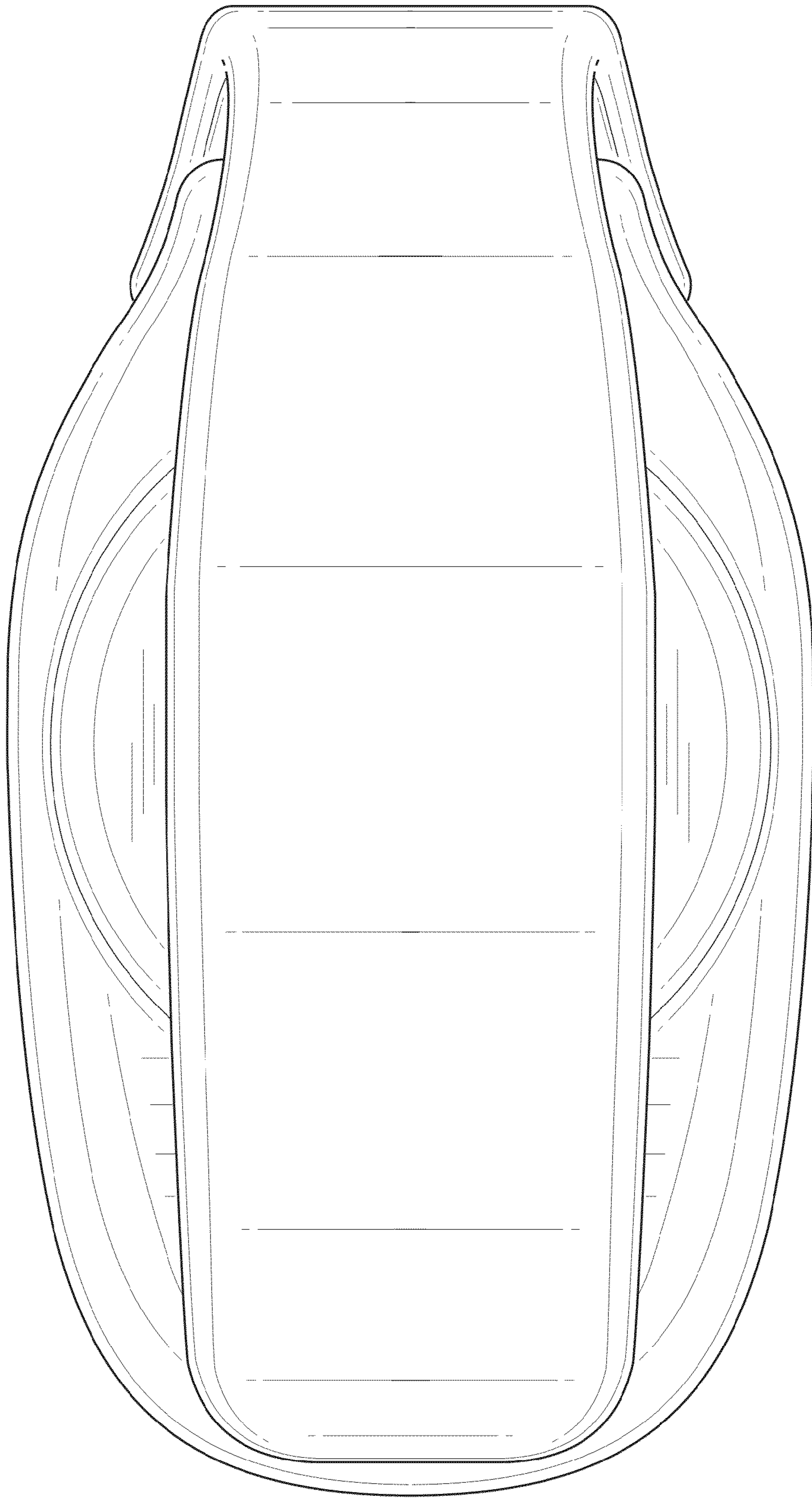


FIG. 3

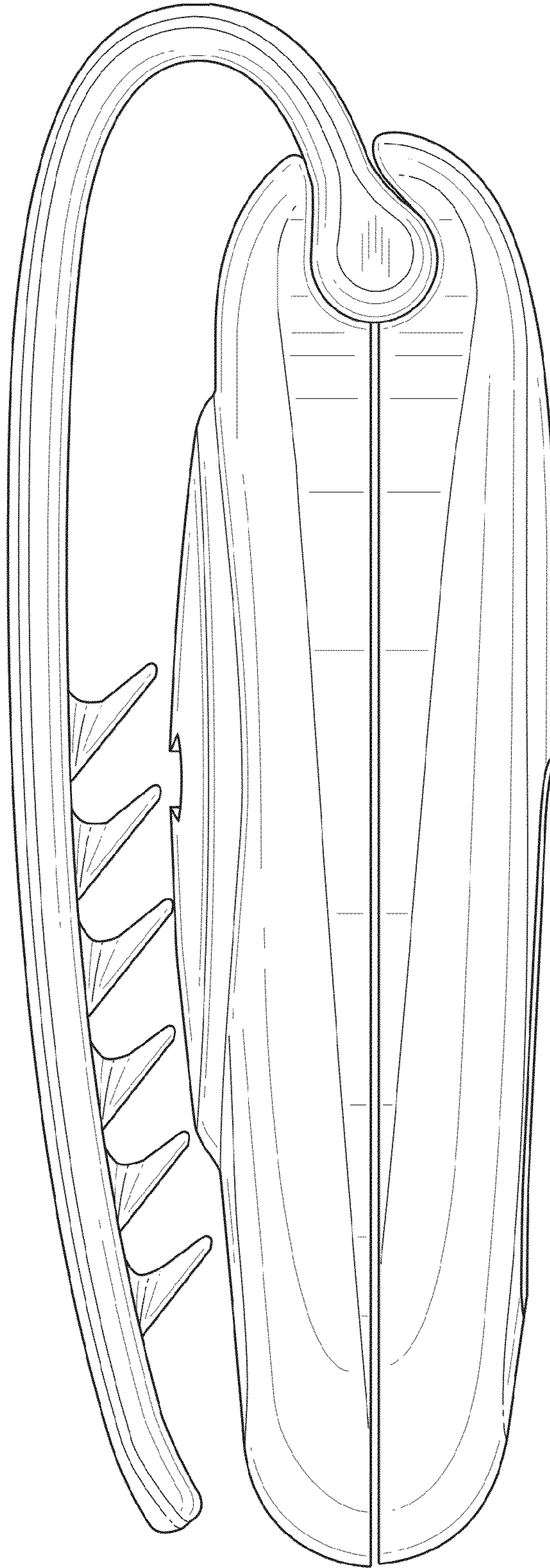


FIG. 4

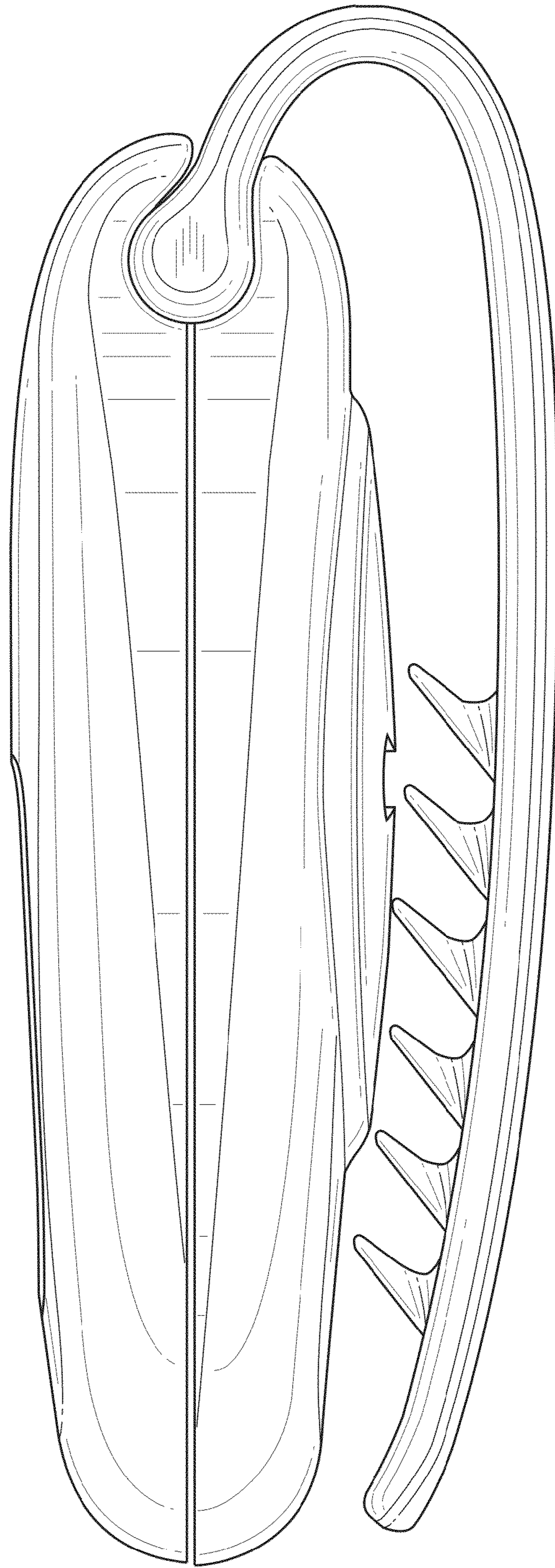


FIG. 5




FIG. 6

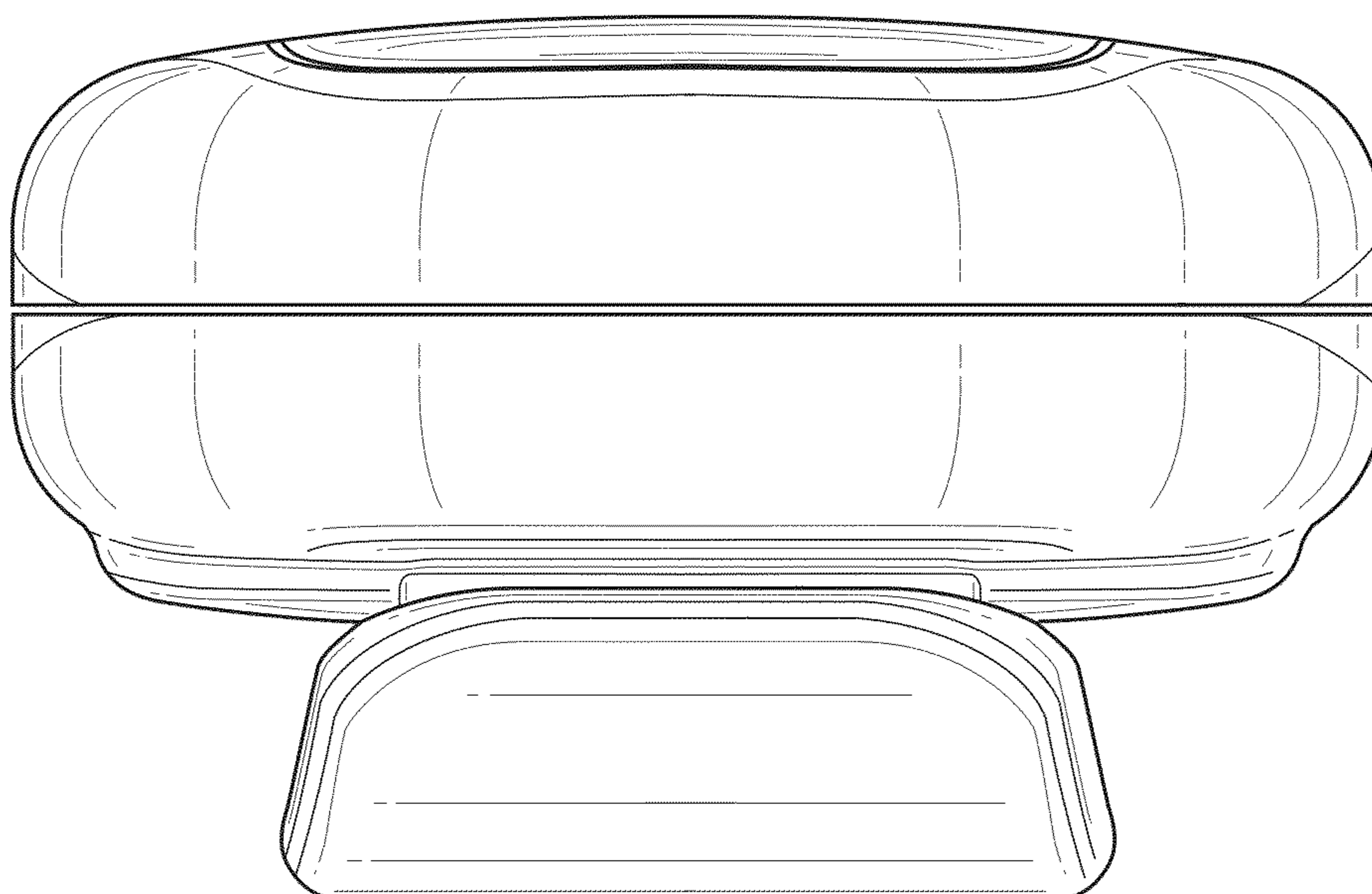


FIG. 7