



US00D758887S

(12) **United States Design Patent**
Sasaki

(10) **Patent No.:** **US D758,887 S**
(45) **Date of Patent:** **** Jun. 14, 2016**

- (54) **WRIST WATCH CASE**
- (71) Applicants: **CITIZEN HOLDINGS CO., LTD.**,
Tokyo (JP); **CITIZEN WATCH CO., LTD.**,
Tokyo (JP)
- (72) Inventor: **Rido Sasaki**, Tokyo (JP)
- (73) Assignees: **CITIZEN HOLDINGS CO., LTD.**,
Tokyo (JP); **CITIZEN WATCH CO., LTD.**,
Tokyo (JP)
- (**) Term: **14 Years**
- (21) Appl. No.: **29/520,650**
- (22) Filed: **Mar. 17, 2015**
- (51) **LOC (10) Cl.** **10-02**
- (52) **U.S. Cl.**
USPC **D10/30; D10/38; D10/128**
- (58) **Field of Classification Search**
USPC D10/30-39, 1-29, 122-132
CPC G04B 19/00; G04B 19/16; G04B 19/28;
G04B 19/283; G04B 37/00; G04B 37/0008;
G04B 37/0058; G04B 37/02; G04B 37/0463;
G04B 47/00; G04B 47/04; G04B 47/042;
G04B 47/046; A44C 5/00; A44C 5/14
See application file for complete search history.

D412,287 S *	7/1999	Cattin	D10/30
D413,820 S	9/1999	Atwood	
D509,446 S *	9/2005	Wunderman	D10/32
D558,610 S *	1/2008	Howard	D10/38
D580,793 S	11/2008	Kawashima	
D589,378 S *	3/2009	Takahashi	D10/32
D596,050 S *	7/2009	Monachon	D10/32
D600,142 S *	9/2009	Takahashi	D10/32
D631,374 S *	1/2011	Hegi	D10/38

(Continued)

FOREIGN PATENT DOCUMENTS

JP	D1320785	2/2008
JP	D1322416	2/2008
JP	D1368331	8/2009

OTHER PUBLICATIONS

WO DM/071414 International Design Application (Saint Honore Paris) Aug. 31, 2009, [database online], [retrieved on Feb. 16, 2015] Retrieved from the Hague Express Database of WIPO using Internet <URL: <http://www.wipo.int/designdb/hague/en/>>.

Primary Examiner — Martie K Holtje
(74) *Attorney, Agent, or Firm* — RatnerPrestia

(57) **CLAIM**
The ornamental design for a wrist watch case, as shown and described.

DESCRIPTION

FIG. 1 is a perspective view of a wrist watch case showing my new design;
FIG. 2 is a front elevational view thereof, drawn to a reduced scale;
FIG. 3 is a left side elevational view of FIG. 2;
FIG. 4 is a right side elevational view of FIG. 2;
FIG. 5 is a rear elevational view of FIG. 2;
FIG. 6 is a top plan view of FIG. 2; and,
FIG. 7 is a bottom plan view of FIG. 2.

1 Claim, 4 Drawing Sheets

(56) **References Cited**

U.S. PATENT DOCUMENTS

2,062,891 A *	12/1936	Kousin	G04B 47/042 368/285
D179,372 S *	12/1956	Bauer	D10/39
3,307,346 A *	3/1967	Klingenberg	G04B 37/02 368/294
4,253,178 A *	2/1981	Kolaczia	G04B 47/046 368/285
4,353,124 A *	10/1982	Weinzettel	G04B 37/00 368/258
D380,391 S *	7/1997	Osit	D10/30
D399,447 S *	10/1998	Pandel	D10/128



(56)

References Cited

U.S. PATENT DOCUMENTS

D632,592 S 2/2011 Actis-Datta
D649,481 S 11/2011 Crocco
D652,744 S * 1/2012 Nandha D10/39
D664,864 S 8/2012 Kawashima

D694,654 S 12/2013 Charriol
2010/0323154 A1* 12/2010 Sharobiem A44C 5/00
428/131
2011/0069590 A1* 3/2011 Jolidon G04B 19/16
368/15
2014/0029394 A1* 1/2014 Saunier A44C 5/14
368/285

* cited by examiner

FIG. 1




FIG. 2



FIG. 3




FIG. 4




FIG. 5



FIG. 6




FIG. 7

