



US00D758875S

(12) **United States Design Patent**
Peacock

(10) **Patent No.:** **US D758,875 S**

(45) **Date of Patent:** **** *Jun. 14, 2016**

(54) **CONTAINER**

(71) Applicant: **Graham Packaging Company, L.P.**,
York, PA (US)

(72) Inventor: **April M. Peacock**, Manchester, PA (US)

(73) Assignee: **GRAHAM PACKAGING COMPANY,**
L.P., York, PA (US)

(*) Notice: This patent is subject to a terminal disclaimer.

(**) Term: **14 Years**

(21) Appl. No.: **29/492,255**

(22) Filed: **May 29, 2014**

(51) **LOC (10) Cl.** **09-01**

(52) **U.S. Cl.**
USPC **D9/563**; D9/414; D9/430; D9/572;
D9/573; D9/574

(58) **Field of Classification Search**

USPC D3/202, 202.3, 203.2, 203.4, 203.6,
D3/205, 225, 240, 251, 901; D6/515, 518,
D6/522, 523, 535, 541, 542; D7/300.1,
D7/316, 317, 509–511, 590–600, 601–612,
D7/679; D9/431, 432, 446, 447, 449, 453,
D9/454, 516, 520, 521, 522, 523, 529, 530,
D9/540, 541, 542, 548, 549, 550, 551, 552,
D9/556, 558, 560, 563, 569, 571, 574, 655,
D9/658, 667; D23/211.1–211.2; D24/121,
D24/124, 197, 224; D28/8.1, 66, 67, 83;
215/206, 209, 229, 381; 220/674, 710,
220/837; 222/182, 206, 209, 252; 426/115
CPC B65D 1/02; B65D 1/0223; B65D 1/0269;
B65D 1/08; B65D 1/10; A47G 19/22; A47G
19/2205; A47G 19/2266

See application file for complete search history.

(56) **References Cited**

U.S. PATENT DOCUMENTS

5,544,768 A * 8/1996 Gargione 215/209
D423,366 S * 4/2000 Gans D9/541

(Continued)

FOREIGN PATENT DOCUMENTS

RU 00058471 * 1/2015

OTHER PUBLICATIONS

Fiji Water: Announced Dec. 2, 1998 [online] site visited [Jul. 21, 2015]. Available from Internet URL: <<https://store.fijiwater.com>>*

Primary Examiner — Thomas Johannes

Assistant Examiner — Catherine Posthauer

(74) *Attorney, Agent, or Firm* — Baker Botts L.L.P.

(57) **CLAIM**

The ornamental design for a container, as shown and described.

DESCRIPTION

FIG. 1 is a perspective view of our design for a container.

FIG. 2 is a front view of the container of FIG. 1.

FIG. 3 is a rear view of the container of FIG. 1.

FIG. 4 is a left side view of the container of FIG. 1.

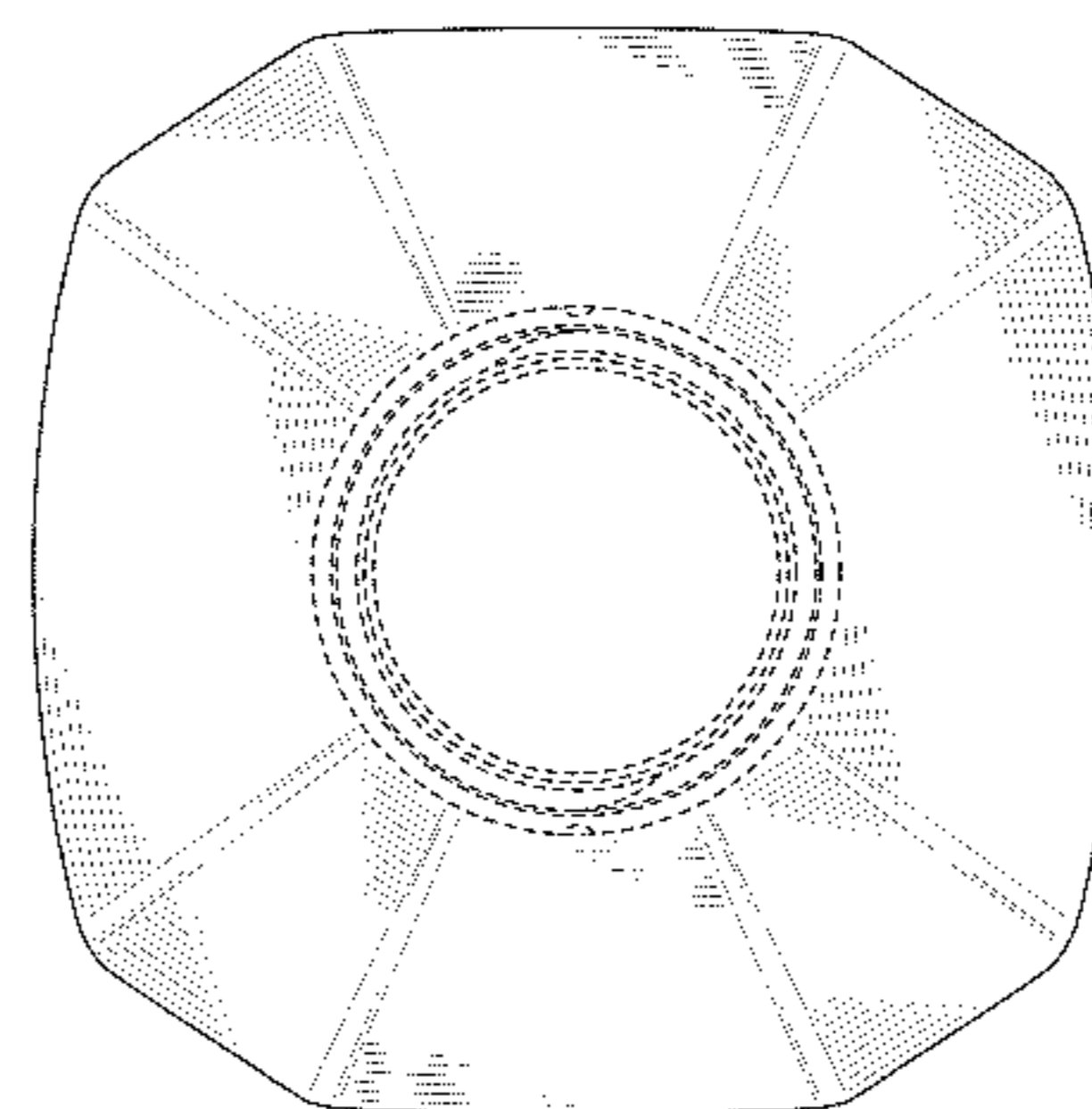
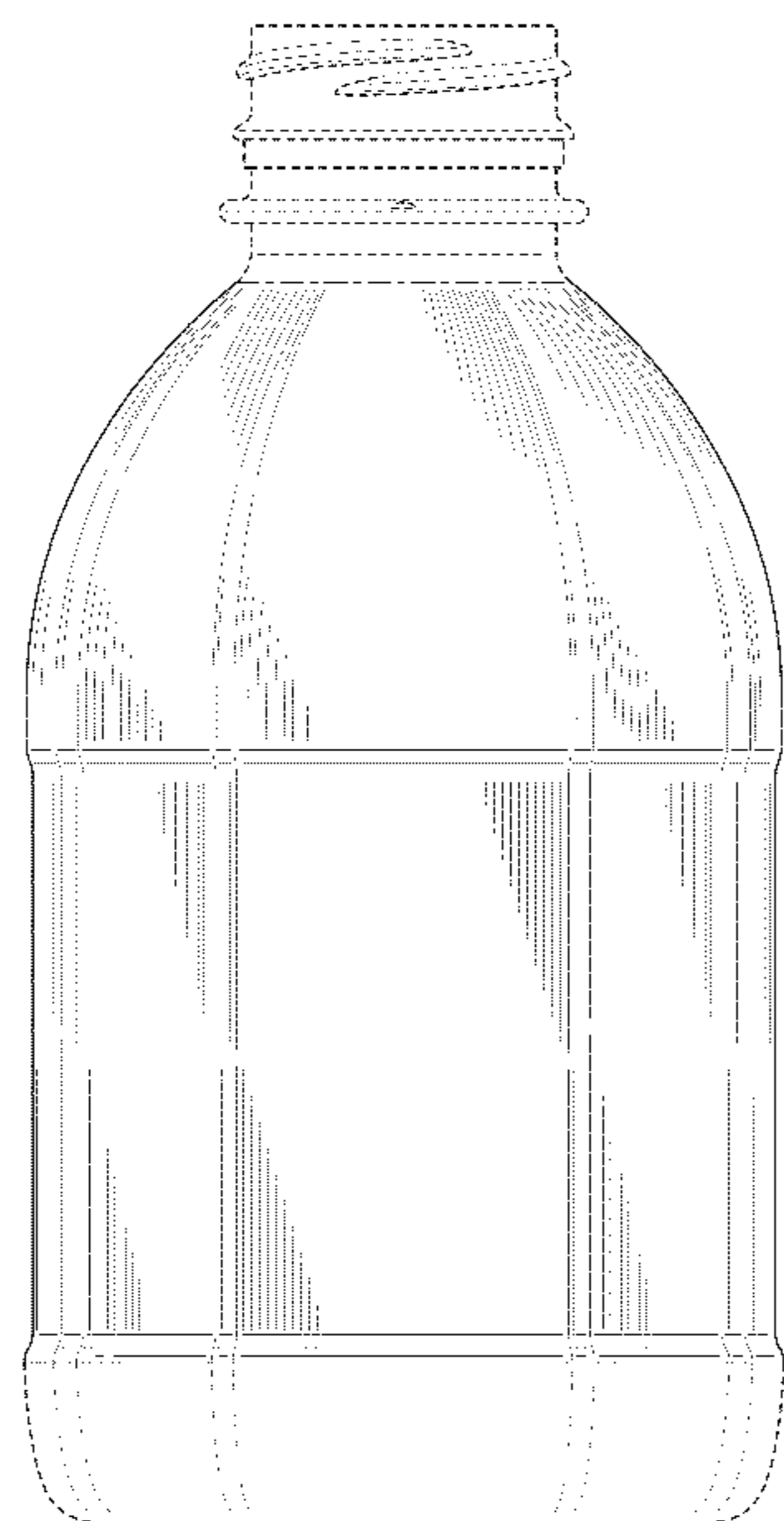
FIG. 5 is a right side view of the container of FIG. 1.

FIG. 6 is a top view of the container of FIG. 1; and,

FIG. 7 is a bottom view of the container of FIG. 1.

The broken lines are shown for the purpose of illustrating unclaimed portions of the container and form no part of the claimed design.

1 Claim, 7 Drawing Sheets



(56)

References Cited

U.S. PATENT DOCUMENTS

D426,161 S *	6/2000	Hestehave et al.	D9/520	D512,276 S *	12/2005	Betras	D7/624.2
D426,469 S *	6/2000	Mankowski et al.	D9/541	D527,647 S *	9/2006	Blank	D9/563
D455,656 S *	4/2002	Gans et al.	D9/541	D537,492 S *	2/2007	Paolucci et al.	D21/707
D503,620 S *	4/2005	Taylor	D9/518	D548,607 S *	8/2007	Langbein et al.	D9/560
				D558,583 S *	1/2008	Langbein et al.	D9/560
				D577,599 S *	9/2008	Moretti	D9/560
				7,673,764 B2 *	3/2010	Sabold	215/381

* cited by examiner




FIG. 1

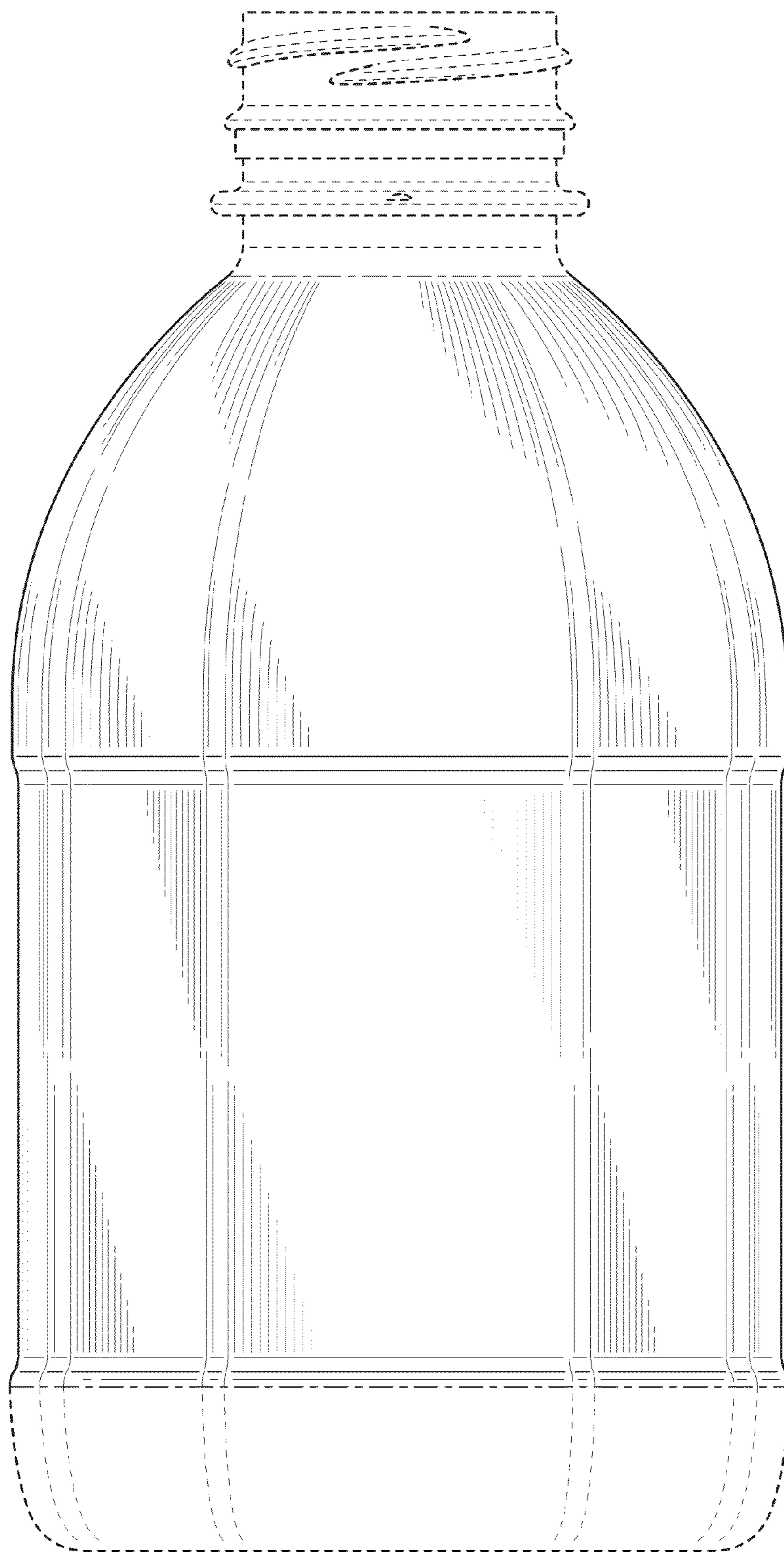


FIG. 2

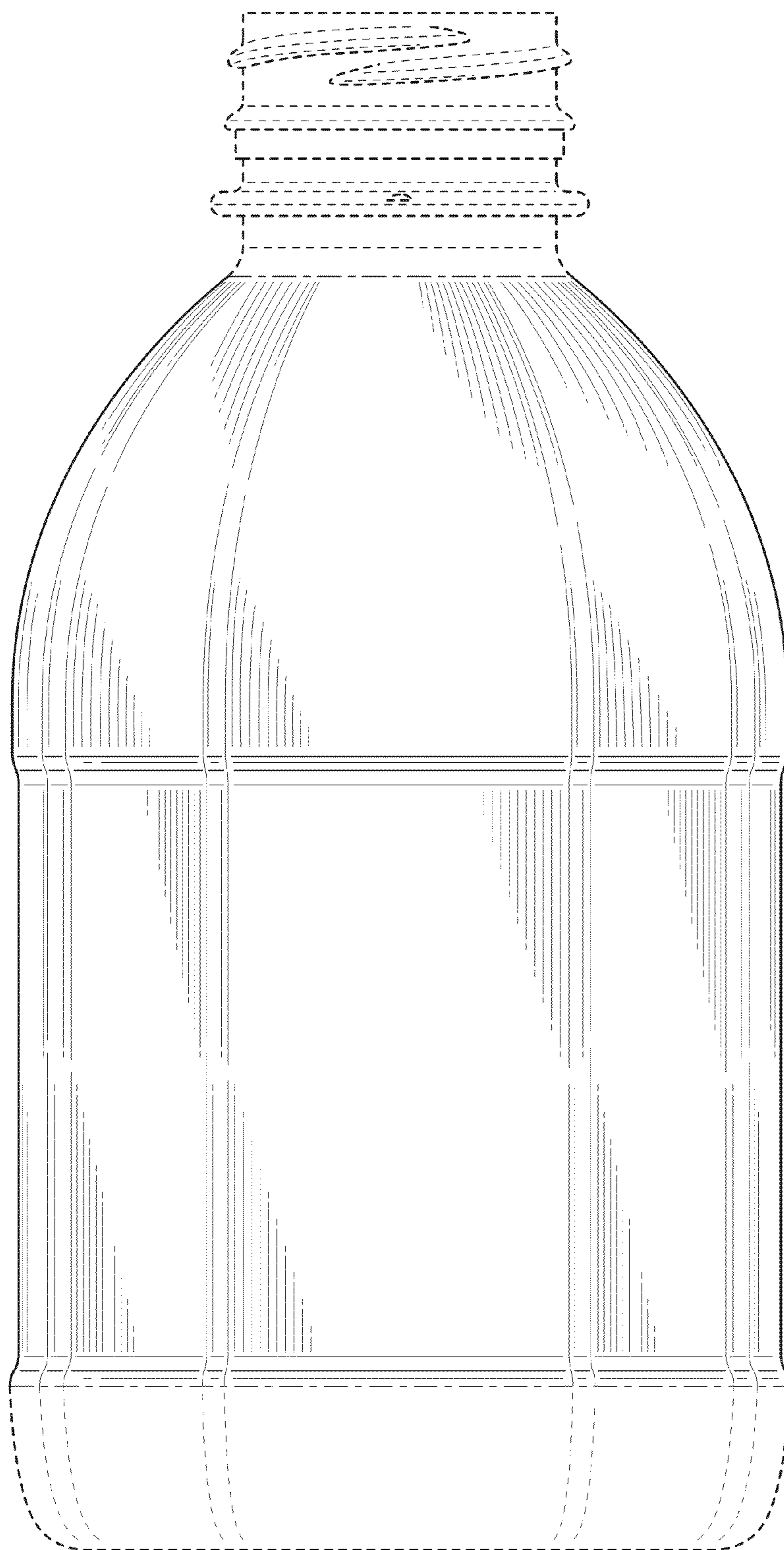


FIG. 3




FIG. 4




FIG. 5

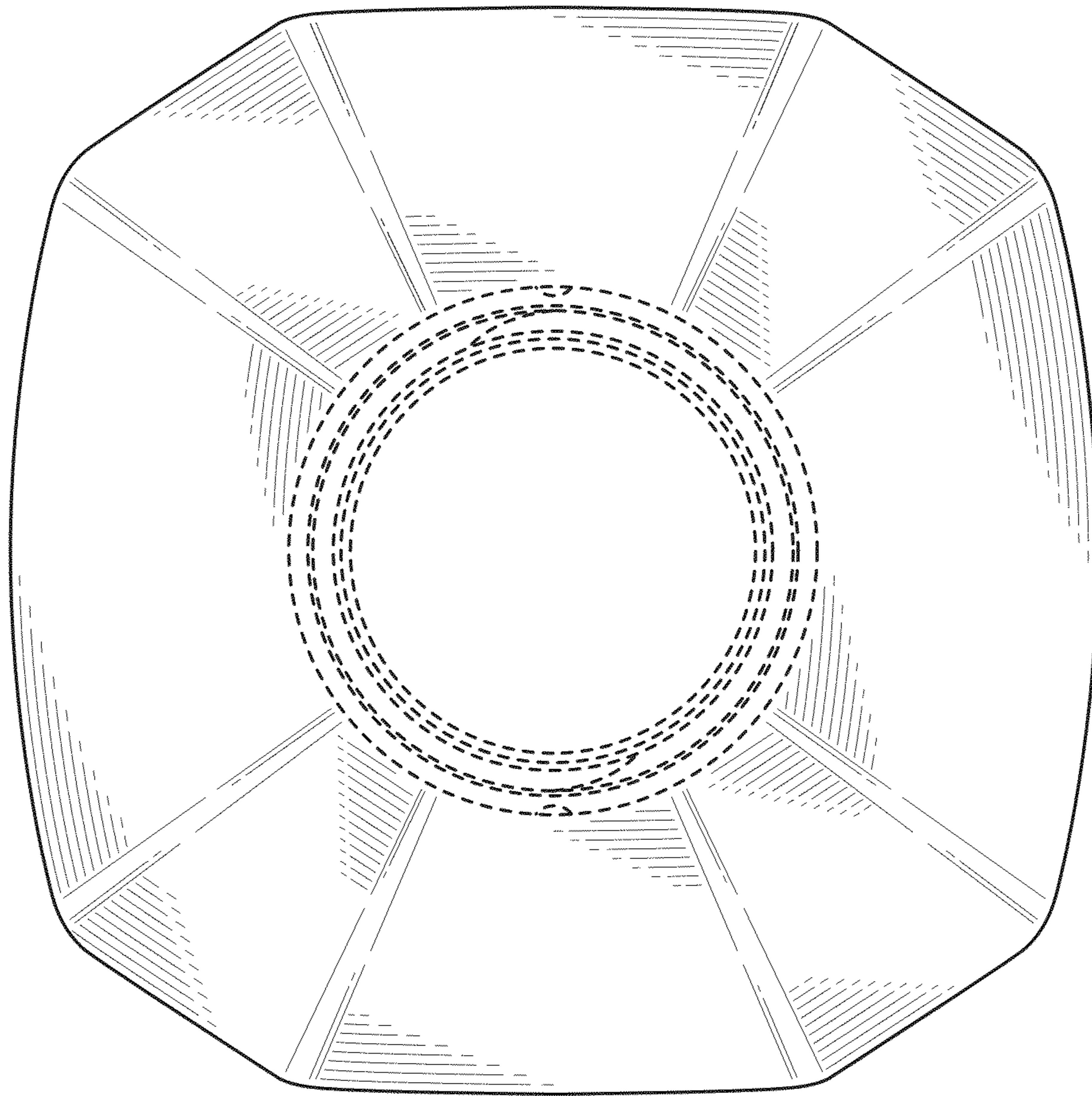


FIG. 6

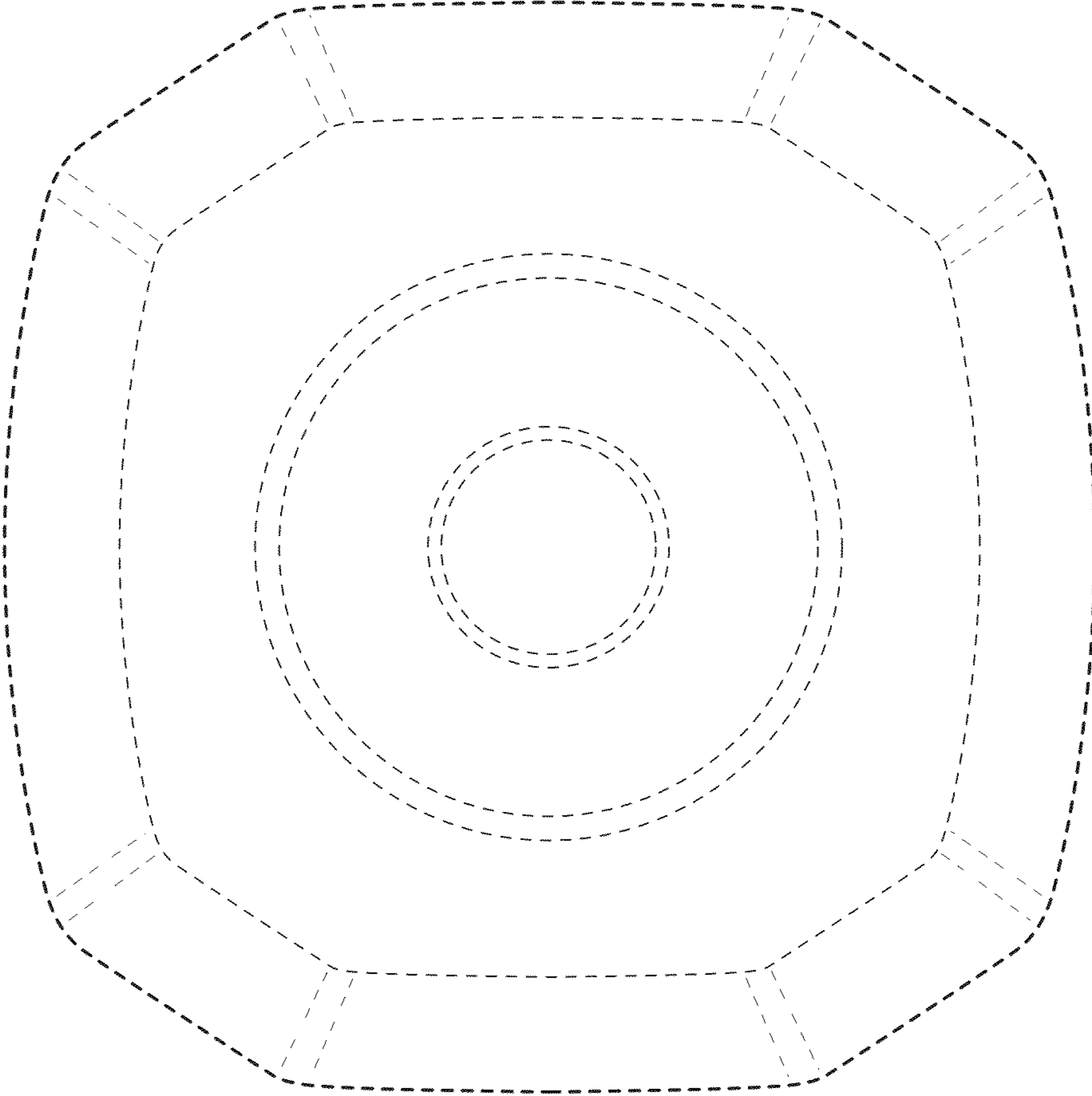


FIG. 7