



US00D758870S

(12) **United States Design Patent**
Macias Mejia et al.

(10) **Patent No.:** **US D758,870 S**
(45) **Date of Patent:** **** Jun. 14, 2016**

(54) **CONTAINER**

(71) Applicant: **COLGATE-PALMOLIVE COMPANY**, New York, NY (US)

(72) Inventors: **Claudia Daniela Macias Mejia**, Mexico City (MX); **Kiat-Cheong Toh**, Forest Hills, NY (US); **Jorge Becerra**, México DF (MX); **Luis Rodolfo Arevalo Pliego**, Queretaro (MX); **John David Lamb**, Wiltshire (GB); **Corinne Elizabeth Ashbee**, Wiltshire (GB)

(73) Assignee: **Colgate-Palmolive Company**, New York, NY (US)

(**) Term: **14 Years**

(21) Appl. No.: **29/500,715**

(22) Filed: **Aug. 27, 2014**

(51) **LOC (10) Cl.** **09-01**

(52) **U.S. Cl.**
USPC **D9/529**

(58) **Field of Classification Search**
USPC D3/201, 202; D9/414, 435, 499, 516, D9/529, 530, 542, 543, 549, 574, 571, 575, D9/688-691, 772, 773, 776; D28/4, 7, 9, D28/73, 76, 85; 215/379, 381-385; 220/660, 669, 675
CPC B65D 3/00; B65D 3/04; B65D 35/22; B65D 81/3227; B65D 81/3283
See application file for complete search history.

(56) **References Cited**

U.S. PATENT DOCUMENTS

D189,373 S * 11/1960 Lerner 215/383
D200,019 S * 1/1965 Gould D9/522
D234,250 S 2/1975 Holzaepfel
D403,242 S * 12/1998 Edwards D9/529
D435,098 S * 12/2000 Kemmis D23/366

D455,349 S * 4/2002 Lloyd D9/529
D458,141 S 6/2002 Crawford et al.
D461,718 S 8/2002 Brozell
D509,745 S 9/2005 Hill et al.
D532,309 S 11/2006 Stolle
D533,077 S * 12/2006 Born D9/724
D542,141 S * 5/2007 Okin D9/435
D545,682 S 7/2007 Mongeon et al.
D548,602 S 8/2007 Escobosa et al.
D555,003 S 11/2007 Perry et al.
D556,586 S 12/2007 Mongeon et al.
D568,162 S 5/2008 Mongeon et al.
D573,890 S * 7/2008 Mongeon D9/529
D585,284 S 1/2009 Bridgman et al.

(Continued)

FOREIGN PATENT DOCUMENTS

AR 68361 9/2000
AR 70799 2/2003

(Continued)

Primary Examiner — Derrick Holland
Assistant Examiner — Janice Lim

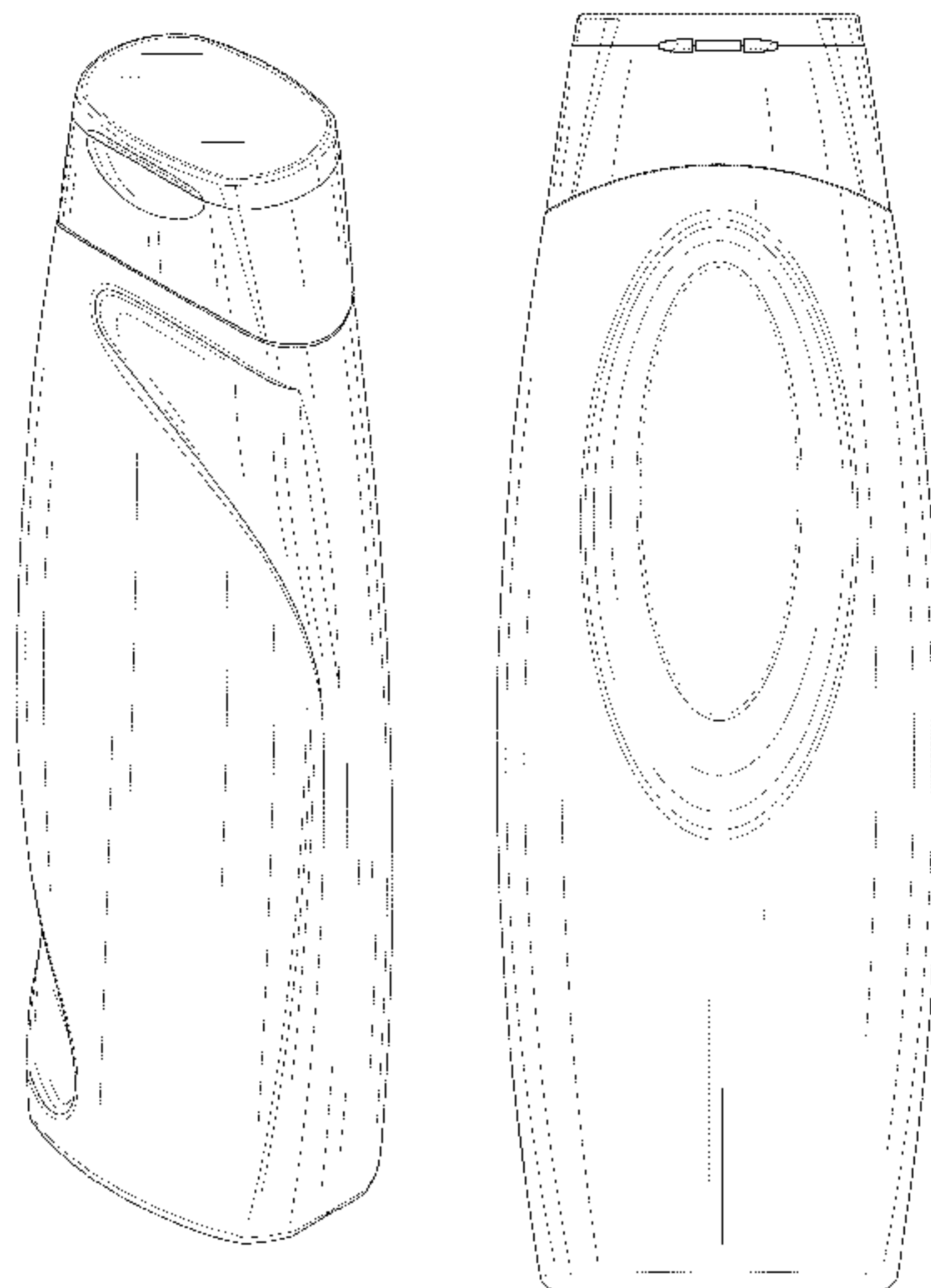
(57) **CLAIM**

The ornamental design for a container, as shown and described.

DESCRIPTION

FIG. 1 is a perspective view of a container, showing our new design;
FIG. 2 is a front view thereof;
FIG. 3 is a rear view thereof;
FIG. 4 is a right side view thereof;
FIG. 5 is a left side view thereof;
FIG. 6 is a top plan view thereof; and,
FIG. 7 is a bottom plan view thereof.
The broken line portions of FIGS. 3-5 and 7 are included to show unclaimed subject matter only and form no part of the claimed design.

1 Claim, 5 Drawing Sheets



(56)

References Cited

U.S. PATENT DOCUMENTS

D585,289 S 1/2009 Toh
 D585,290 S 1/2009 Toh
 D590,268 S 4/2009 Floyd et al.
 D606,867 S * 12/2009 Fugate D9/529
 D626,844 S 11/2010 Shi
 D632,963 S 2/2011 Hale et al.
 D650,686 S * 12/2011 de Cleir D9/529
 D651,905 S 1/2012 Bartolomei
 D652,307 S 1/2012 White et al.

FOREIGN PATENT DOCUMENTS

AR 79194 4/2009
 AR 79195 4/2009

AR 84877 12/2012
 BR DI 6502815-5 9/2005
 BR D16503457-0 12/2005
 BR DI 6603109-5 11/2006
 BR D16703670-8 4/2008
 BR DI 6703669-4 4/2008
 BR D16804054-7 9/2008
 BR D16802759-3 9/2009
 BR DI 6904655-7 12/2009
 CL 200500181 1/2005
 CO 04-053088 6/2004
 CO 04-053089 6/2004
 MX 17098 2/2003
 MX 20094 4/2004
 MX 30590 B 4/2009
 MX 30978 B 4/2009

* cited by examiner




FIG. 1

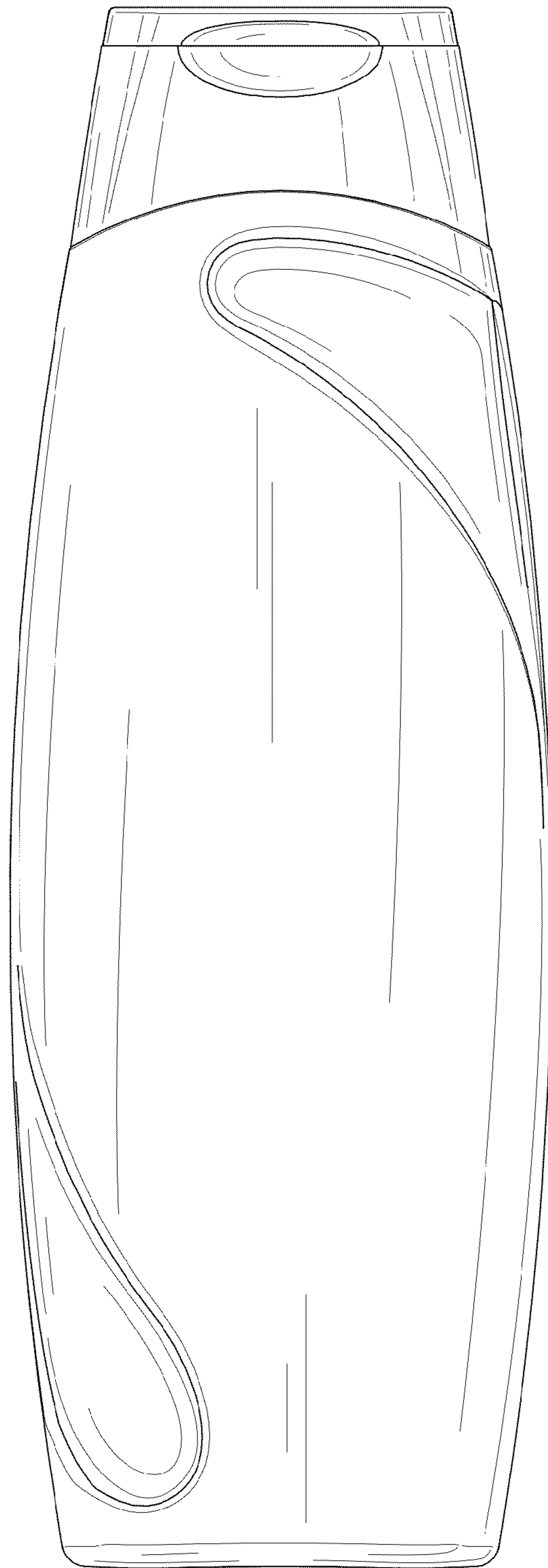


FIG. 2

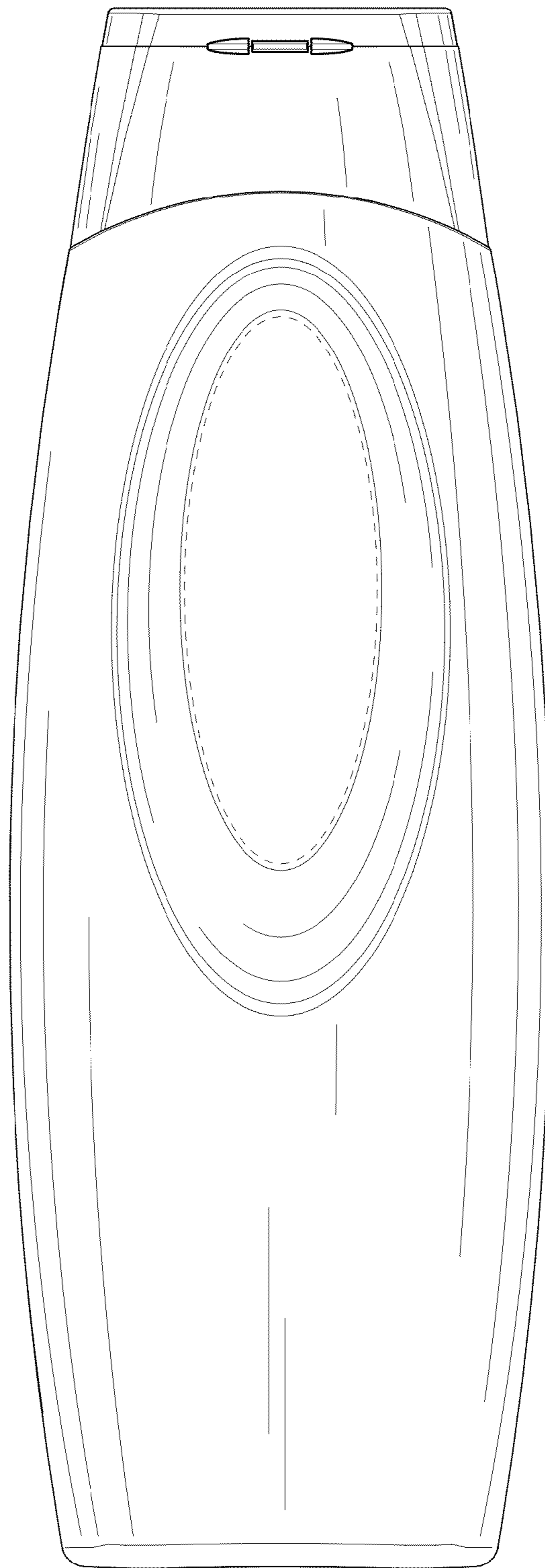


FIG. 3




FIG. 4

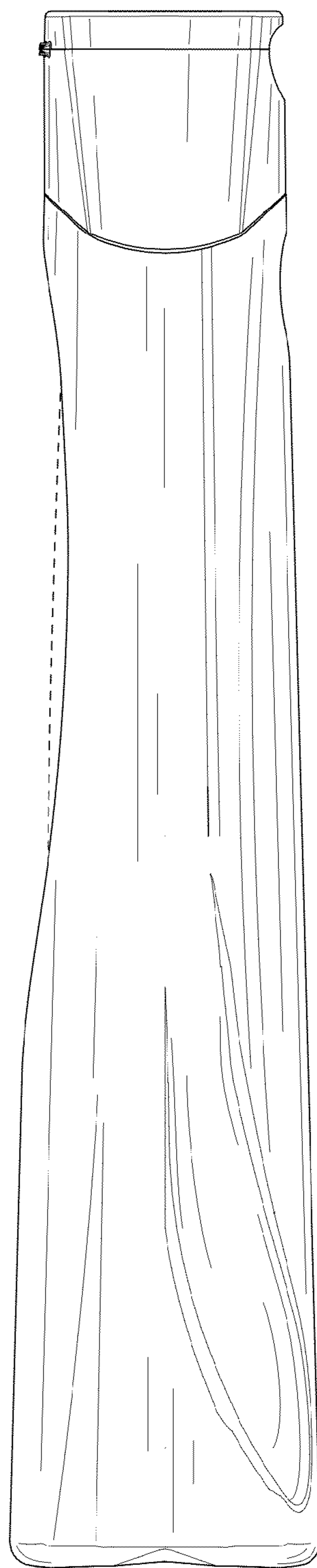


FIG. 5

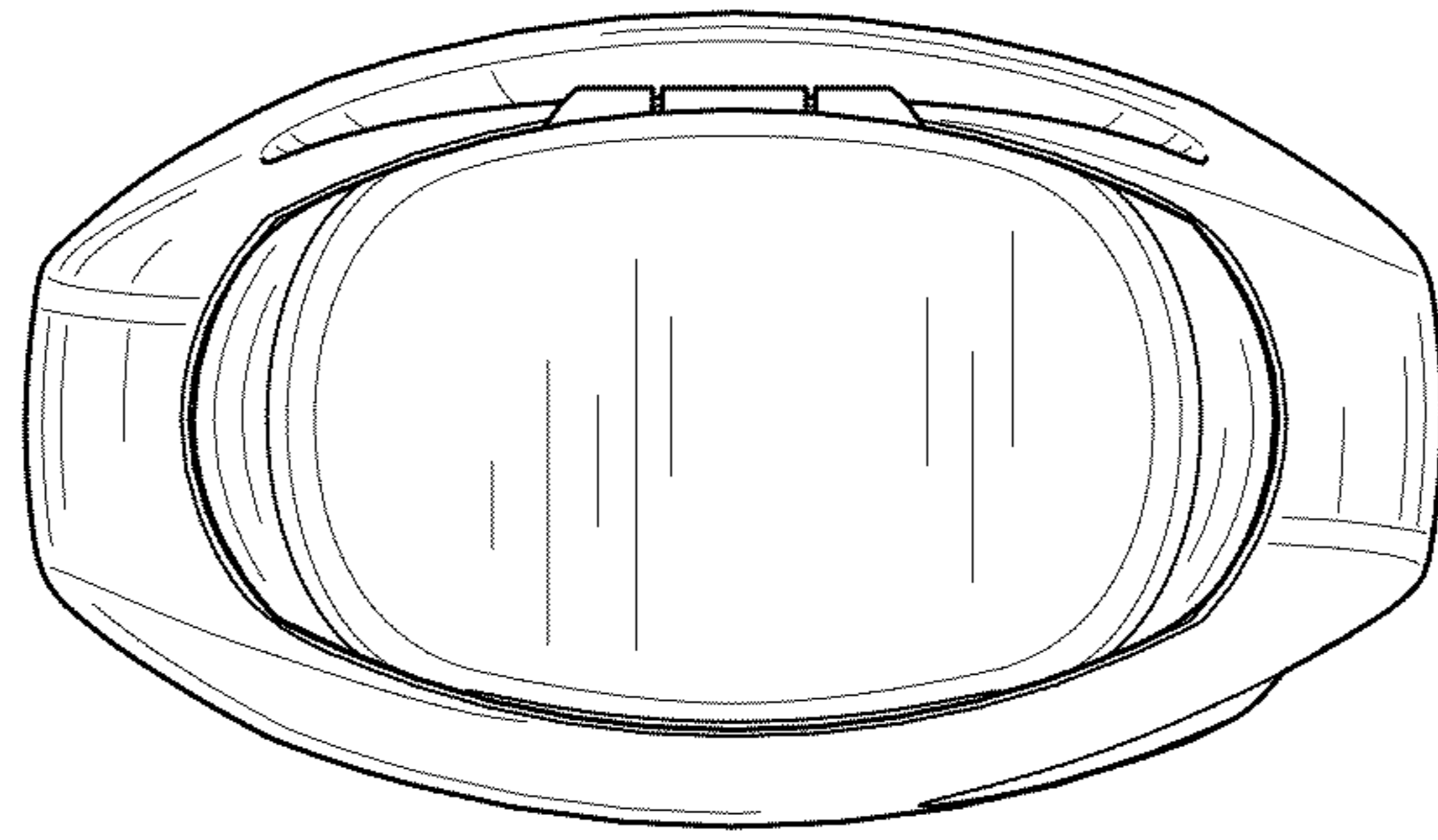


FIG. 6

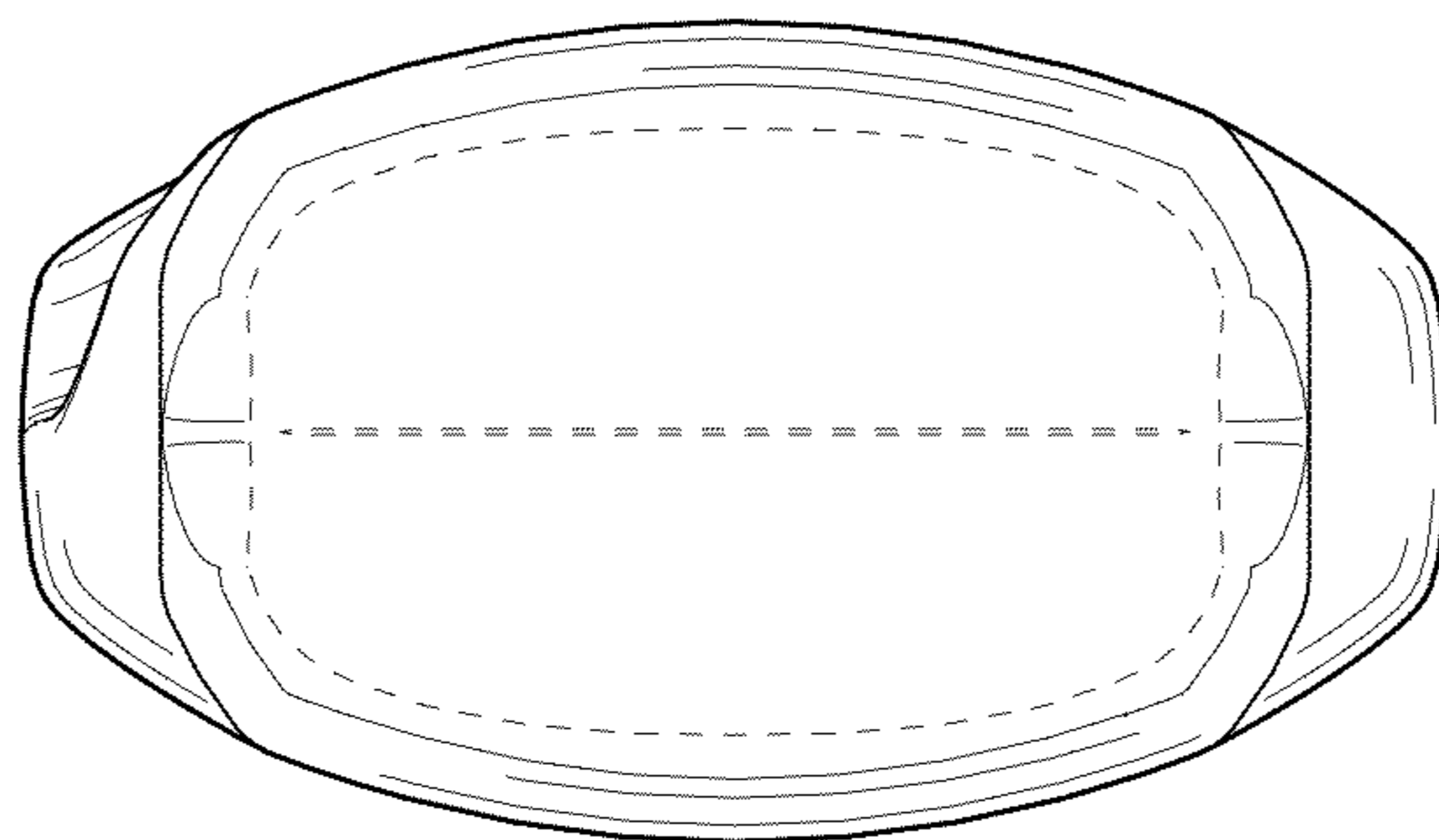


FIG. 7