



US00D758851S

(12) **United States Design Patent**
Binder et al.

(10) **Patent No.:** **US D758,851 S**
(45) **Date of Patent:** **** Jun. 14, 2016**

(54) **PACKAGING FOR A WOUND THERAPY SYSTEM**

(71) Applicant: **Smith & Nephew PLC**, London (GB)

(72) Inventors: **Ian Binder**, Chippenham (GB); **John Cowan-Hughes**, Bristol (GB); **Beverley Love**, Hessle (GB); **Mark Russell**, Roos (GB); **Peter Sleight**, Cottingham (GB); **Philip Walsh**, Bristol (GB)

(73) Assignee: **Smith & Nephew PLC**, London (GB)

(**) Term: **14 Years**

(21) Appl. No.: **29/492,878**

(22) Filed: **Jun. 3, 2014**

(51) **LOC (10) Cl.** **09-01**

(52) **U.S. Cl.**
USPC **D9/432**

(58) **Field of Classification Search**
USPC D9/414, 420-423, 432, 456; 229/103.2;
220/4.26; 206/321, 322, 449, 450, 472,
206/473
CPC .. B65D 85/48; B65D 5/0245; B65D 77/0433;
B65D 85/46
See application file for complete search history.

(56) **References Cited**

U.S. PATENT DOCUMENTS

3,972,328 A 8/1976 Chen
D316,181 S * 4/1991 Clifton D6/634

(Continued)

FOREIGN PATENT DOCUMENTS

FR 1 163 907 10/1958

OTHER PUBLICATIONS

http://internetmed.com/product/used-smith-nephew-4297-orthopedic-offset-drill-guide-power-instruments.*

(Continued)

Primary Examiner — Philip S Hyder

Assistant Examiner — Keith Frank

(74) *Attorney, Agent, or Firm* — Knobbe, Martens, Olson & Bear LLP

(57) **CLAIM**

The ornamental design for packaging for a wound therapy system, as shown and described.

DESCRIPTION

FIG. 1 is a top, front, and left side perspective view of one embodiment of packaging for a wound therapy system with two cartons of the packaging in a closed configuration.

FIG. 2 is a front view of the packaging of FIG. 1.

FIG. 3 is a rear view of the packaging of FIG. 1.

FIG. 4 is a right side view of the packaging of FIG. 1.

FIG. 5 is a left side view of the packaging of FIG. 1.

FIG. 6 is a top plan view of the packaging of FIG. 1.

FIG. 7 is a bottom plan view of the packaging of FIG. 1.

FIG. 8 is a top, front, and left side perspective view of the packaging of FIG. 1 in a partially open configuration.

FIG. 9 is a front view of the packaging of FIG. 1 in a fully open configuration.

FIG. 10 is a rear view of the packaging of FIG. 1 in a fully open configuration.

FIG. 11 is a right side view of the packaging of FIG. 1 in a fully open configuration.

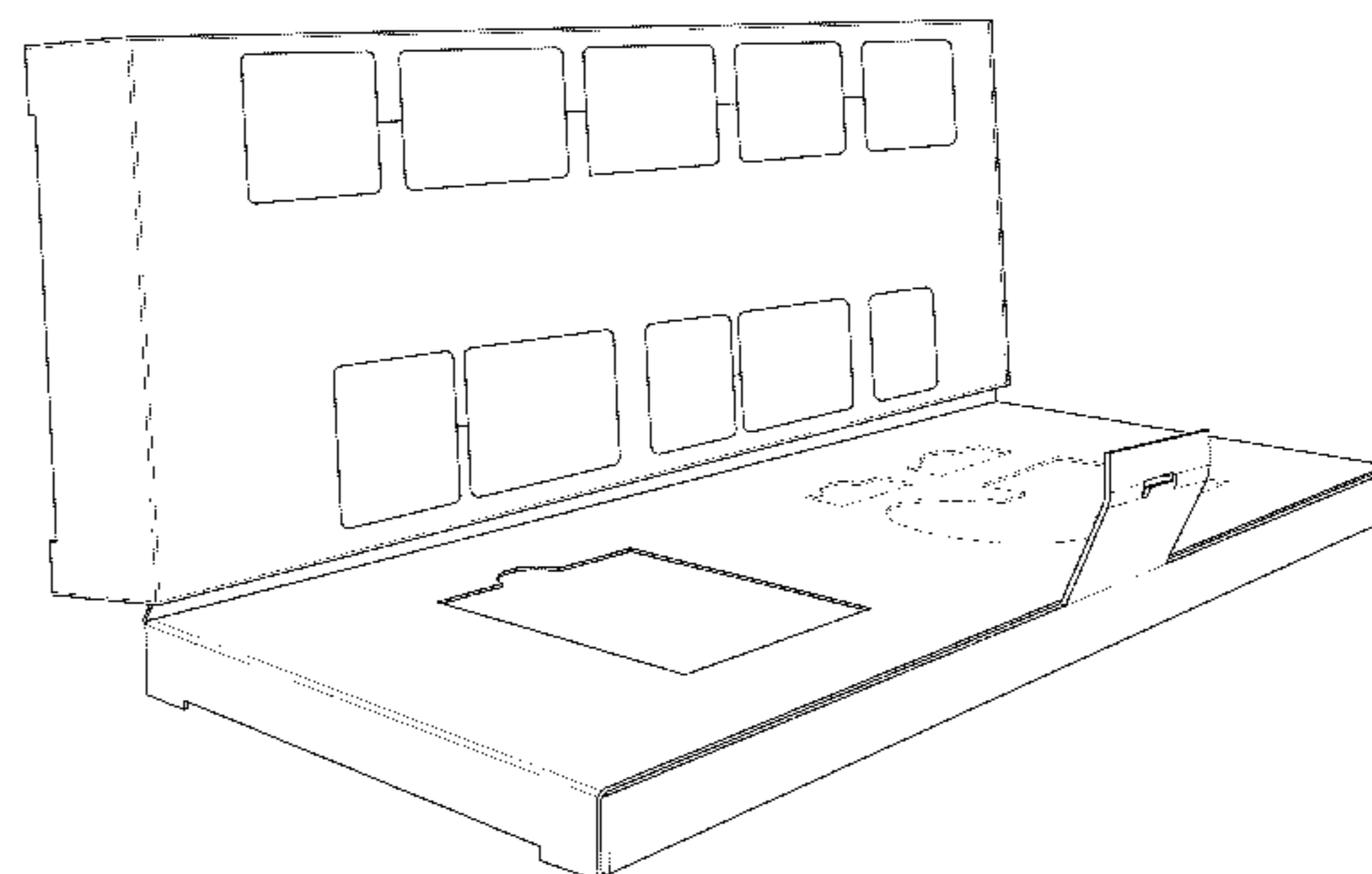
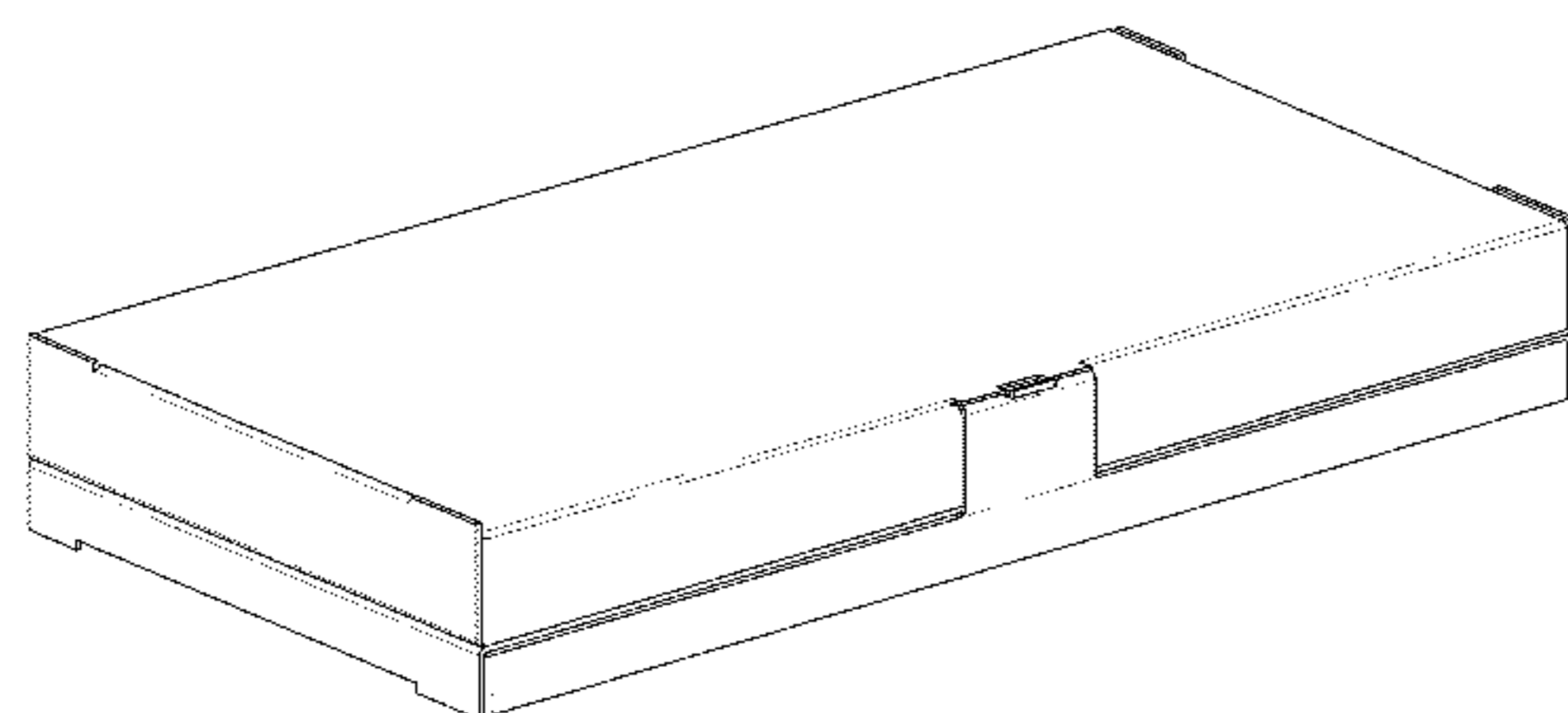
FIG. 12 is a left side view of the packaging of FIG. 1 in a fully open configuration.

FIG. 13 is a top plan view of the packaging of FIG. 1 in a fully open configuration; and,

FIG. 14 is a bottom plan view of the packaging of FIG. 1 in a fully open configuration.

The broken lines in the drawings depict unclaimed subject matter only and form no part of the claimed design.

1 Claim, 13 Drawing Sheets



(56)

References Cited

U.S. PATENT DOCUMENTS

5,238,732 A 8/1993 Krishnan
 D339,287 S * 9/1993 Levin D9/737
 D365,754 S * 1/1996 Plassier D9/423
 5,549,584 A 8/1996 Gross
 5,759,570 A 6/1998 Arnold
 D398,527 S * 9/1998 Maceachern et al. D9/432
 D420,586 S * 2/2000 MacEachern et al. D9/432
 6,626,891 B2 9/2003 Ohmstede
 7,361,184 B2 4/2008 Joshi
 7,381,859 B2 6/2008 Hunt et al.
 7,569,742 B2 8/2009 Haggstrom et al.
 7,615,036 B2 11/2009 Joshi et al.
 D606,394 S * 12/2009 Stewart D9/423
 D607,717 S * 1/2010 Hodges D9/423
 7,699,823 B2 4/2010 Haggstrom et al.
 D618,546 S * 6/2010 Easterbrook et al. D9/423
 7,775,998 B2 8/2010 Riesinger
 7,811,269 B2 10/2010 Boynton et al.
 7,846,141 B2 12/2010 Weston
 7,910,791 B2 3/2011 Coffey

7,922,703 B2 4/2011 Riesinger
 7,964,766 B2 6/2011 Blott et al.
 D645,735 S * 9/2011 Clark et al. D9/423
 D661,188 S 6/2012 Fahy
 D661,189 S 6/2012 Fahy
 D661,190 S 6/2012 Fahy
 D668,948 S * 10/2012 LaTrobe D9/423
 D708,055 S * 7/2014 Elston et al. D9/423
 2007/0225663 A1 9/2007 Watt et al.
 2008/0306456 A1 12/2008 Riesinger

OTHER PUBLICATIONS

<http://www.smith-nephew.com/news-and-media/case-studies/picosntm-packaging-reduction/>.
 Packaging for Pico Single Use Negative Pressure Wound Therapy System (2012) in 1 page.
 Kendall ULTEC Hydrocolloid Dressing (4"x4"), product ordering page, web page downloaded Jul. 13, 2014.
 Protz, Kerstin: "Modern Wundauflagen unterstützen Heilungsprozess", Wundversorgung: Indikation und Anwendung, Geriatrie Journal Apr. 2005, pp. 3333-3339.

* cited by examiner

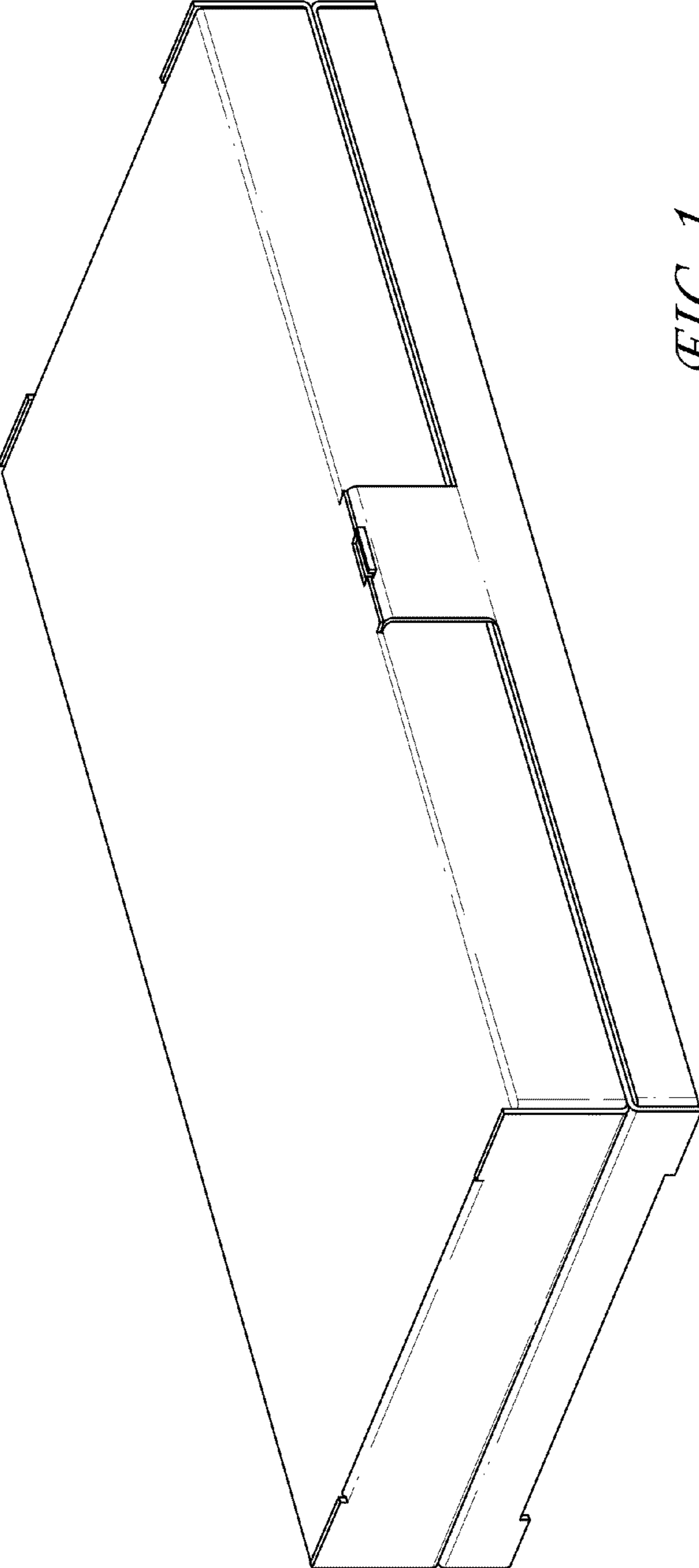


FIG. 1

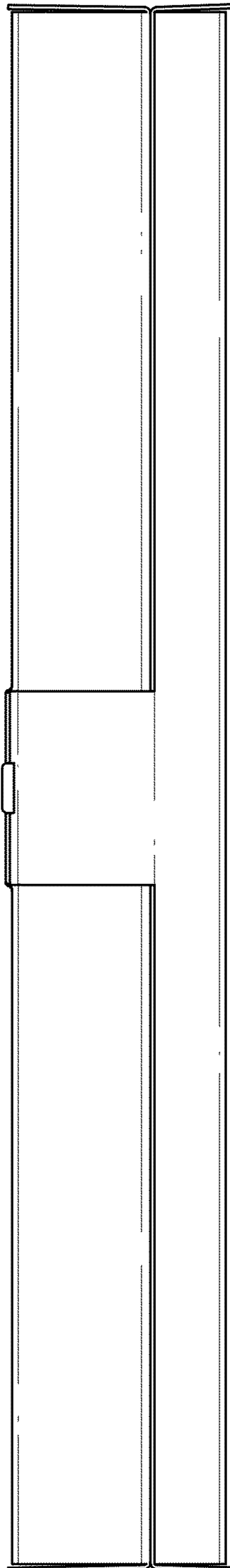


FIG. 2

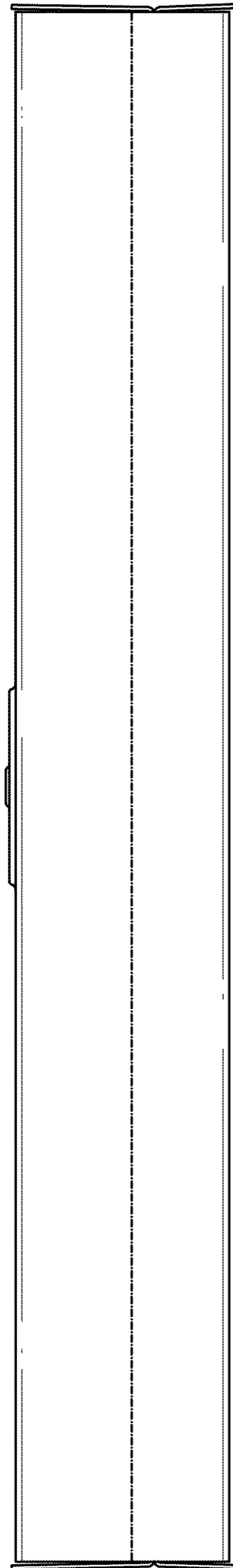


FIG. 3




FIG. 5




FIG. 4




FIG. 6




FIG. 7

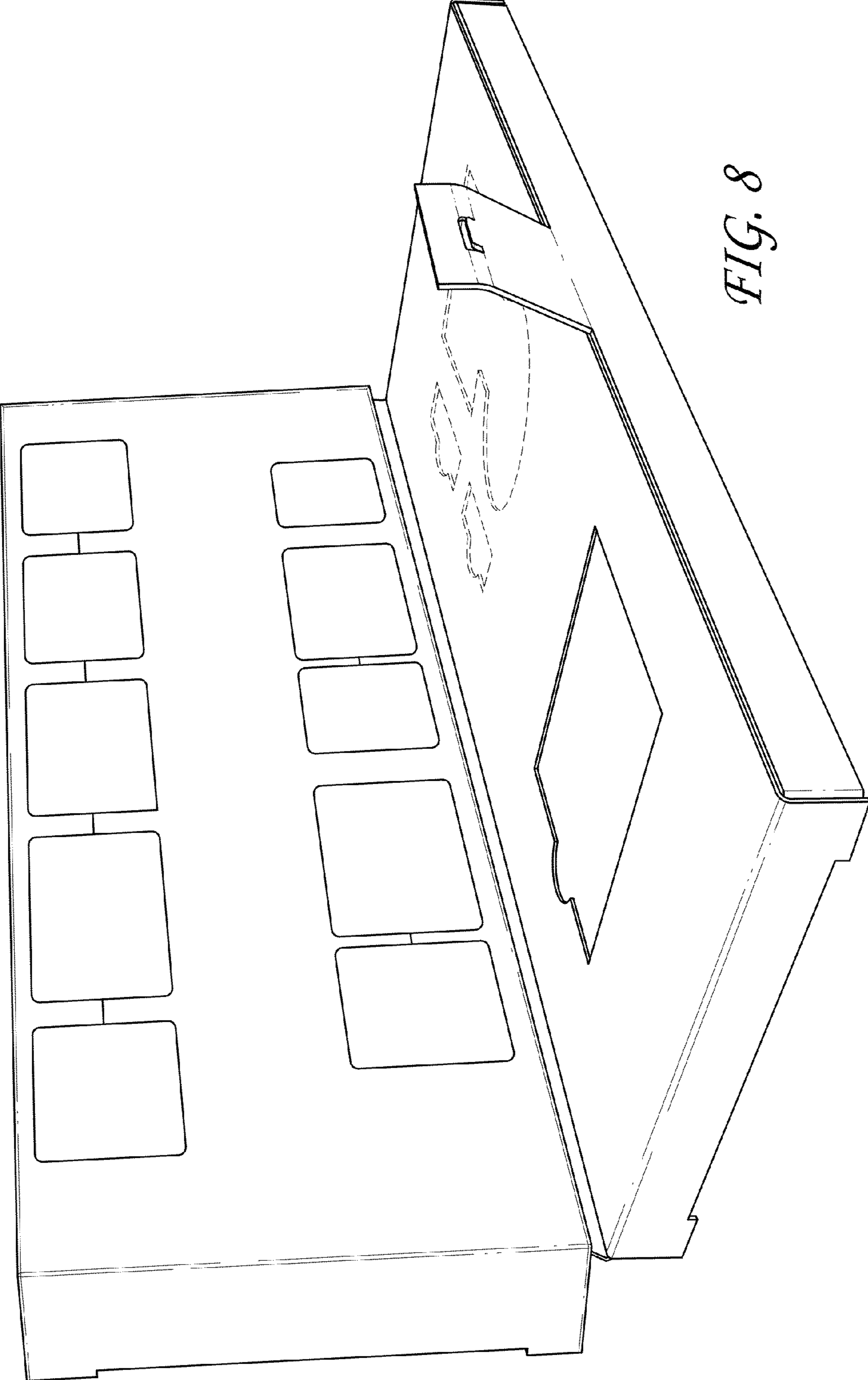


FIG. 8

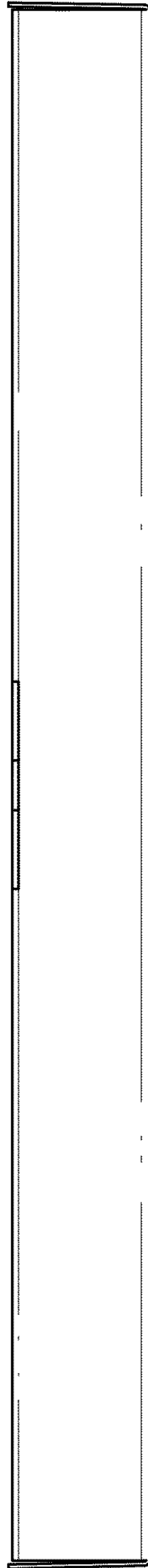


FIG. 9




FIG. 10

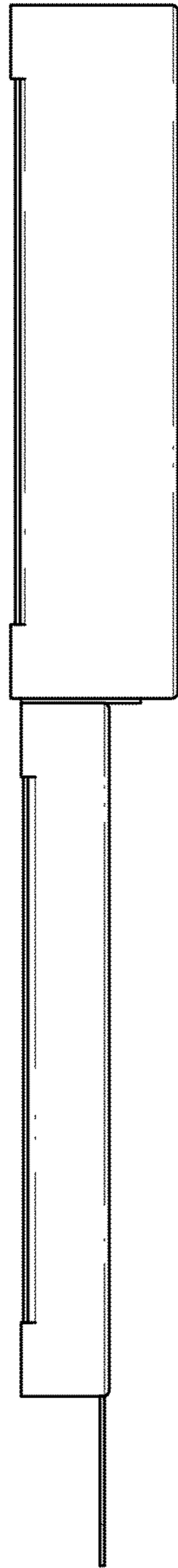


FIG. 11

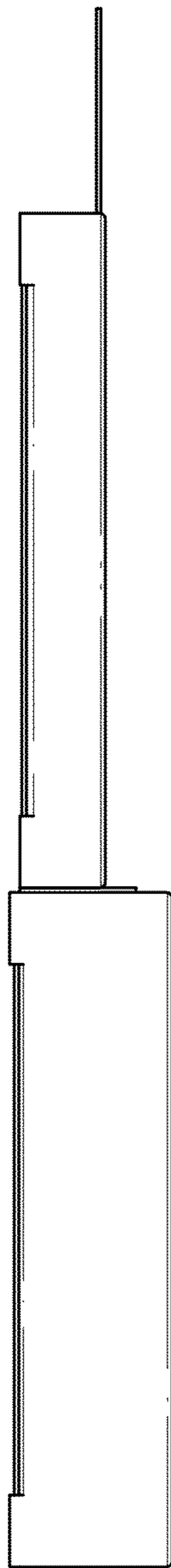


FIG. 12

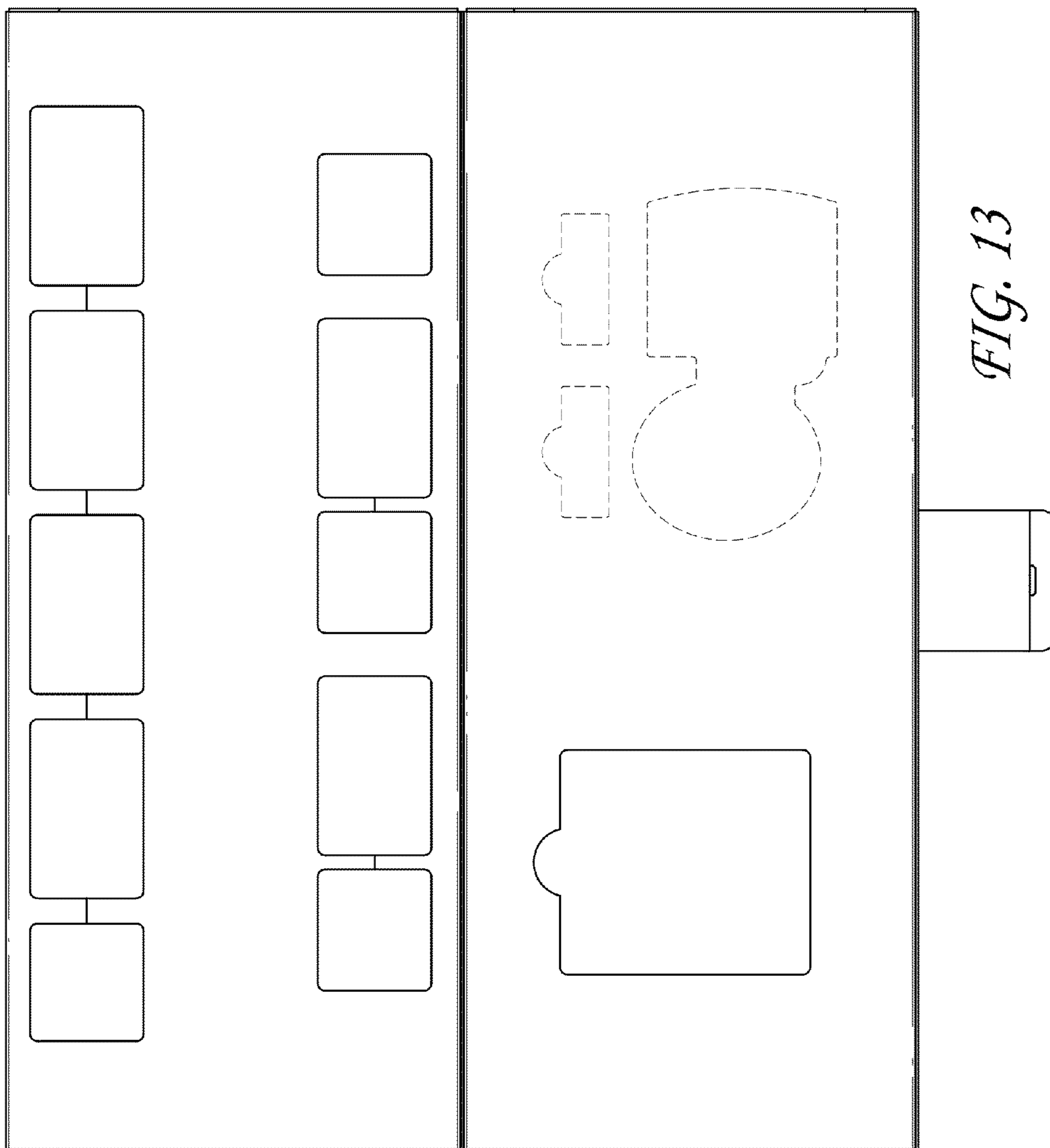


FIG. 14

