



US00D758844S

(12) **United States Design Patent**
Beckerman et al.

(10) **Patent No.:** **US D758,844 S**
(45) **Date of Patent:** **** Jun. 14, 2016**

(54) **CONTAINER**

(71) Applicant: **COLGATE-PALMOLIVE COMPANY**, New York, NY (US)

(72) Inventors: **Scott Beckerman**, Jersey City, NJ (US); **Michael P. Robinson**, Brooklyn, NY (US); **John David Lamb**, Wiltshire (GB); **Corinne Elizabeth Ashbee**, Wiltshire (GB); **Mark Watson**, Wiltshire (GB)

(73) Assignee: **Colgate-Palmolive Company**, New York, NY (US)

(**) Term: **14 Years**

(21) Appl. No.: **29/506,441**

(22) Filed: **Oct. 15, 2014**

(51) **LOC (10) Cl.** **09-03**

(52) **U.S. Cl.**
USPC **D9/424**

(58) **Field of Classification Search**
USPC D3/314, 201, 307; 220/608, 4.23, 4.22, 220/4.24; 206/544, 520; D9/425, 707, 452, D9/429, 453, 419, 426, 428, 424, 427, 430, D9/432; D7/542, 538, 500, 543, 360, 361, D7/601, 602, 701-708, 354, 355-358, 587, D7/554.3

CPC B65D 2543/00351
See application file for complete search history.

(56) **References Cited**

U.S. PATENT DOCUMENTS

5,071,008	A	12/1991	Hradisky
5,377,860	A	1/1995	Littlejohn et al.
5,407,089	A	4/1995	Bird et al.
D483,622	S	12/2003	Kim
D502,095	S	2/2005	Tucker et al.
6,874,650	B2	4/2005	Welsh et al.
D509,111	S	9/2005	Vovan

D514,440	S	2/2006	Snedden et al.	
D514,441	S	2/2006	Snedden et al.	
D546,632	S *	7/2007	Oberloier	D7/629
D554,988	S *	11/2007	Sim	D9/425
D573,846	S	7/2008	Moghavem	
D581,266	S	11/2008	Vovan	
D585,735	S	2/2009	Vovan et al.	
D590,668	S	4/2009	Kim	
D591,173	S	4/2009	Church	
D618,516	S	6/2010	DiPietro et al.	
7,735,674	B2	6/2010	Cai	
D636,669	S	4/2011	Ruth	

(Continued)

FOREIGN PATENT DOCUMENTS

CO 7253 8/2012

OTHER PUBLICATIONS

Metro•fr Equipment, recovered by the Ecuadoran Intellectual Property Office (IEPI) on Jan. 4, 2013, date unknown, but prior to the date of the subject application.

Primary Examiner — Philip S Hyder
Assistant Examiner — Keith Frank

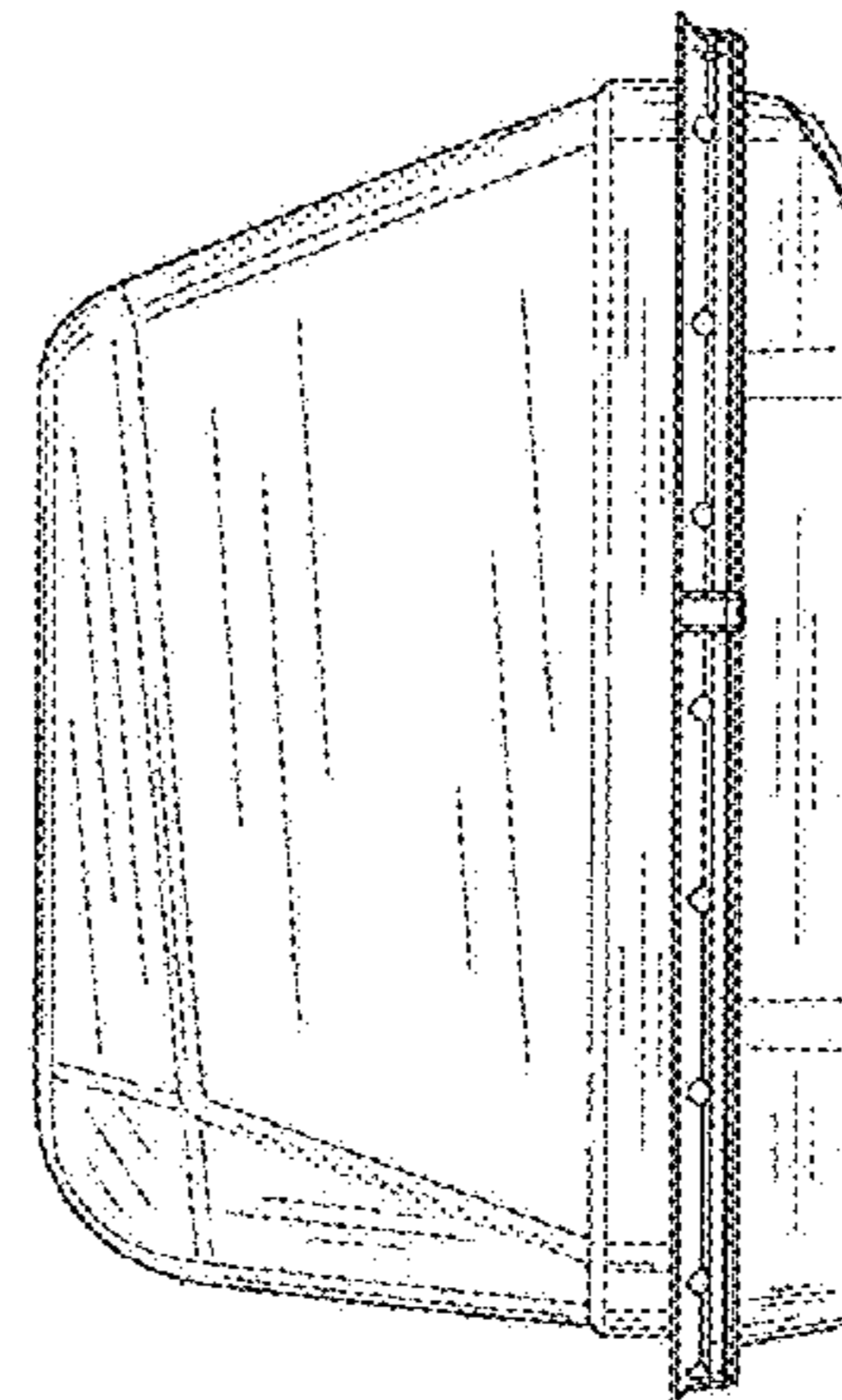
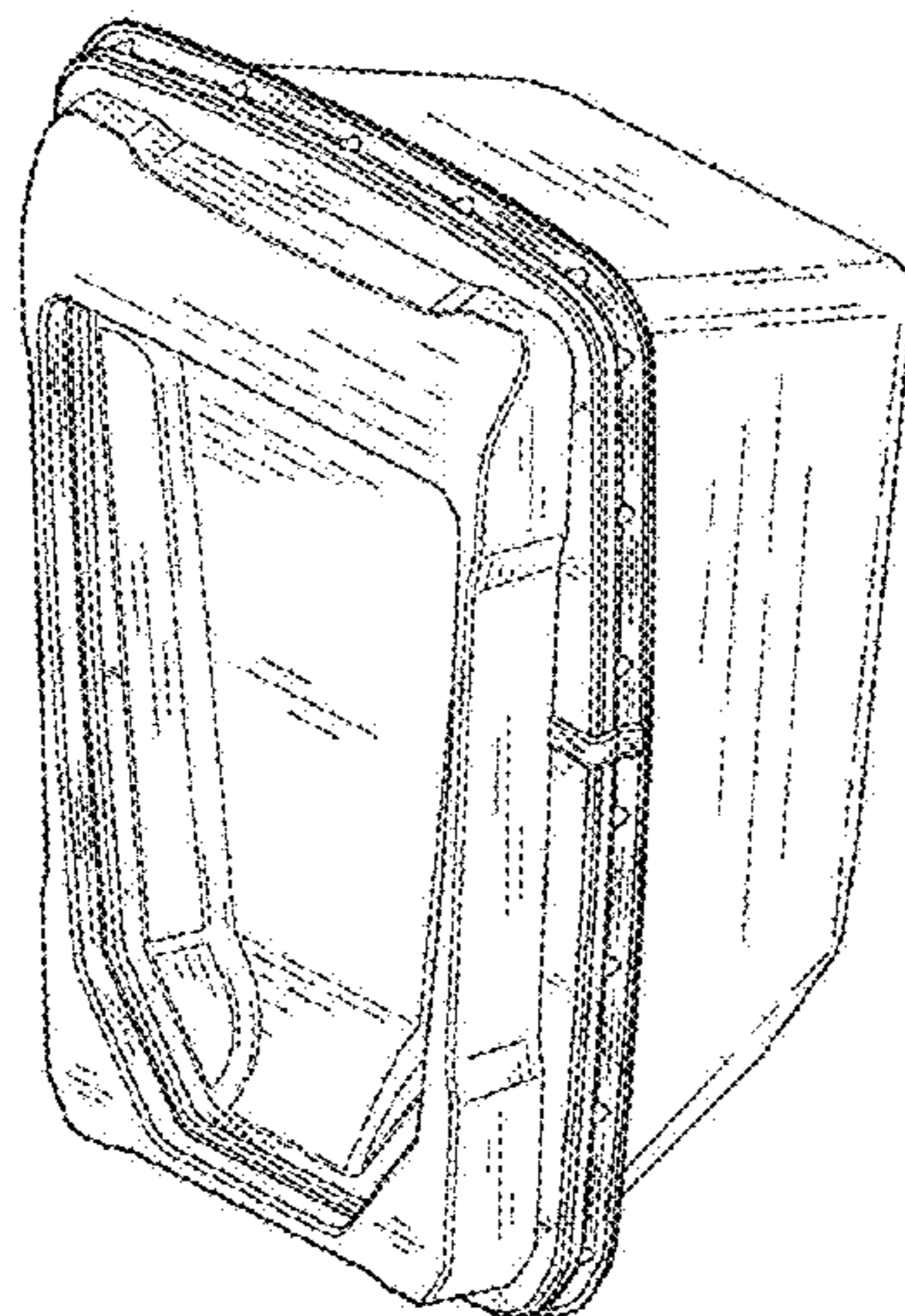
(57) **CLAIM**

The ornamental design for a container, as shown and described.

DESCRIPTION

FIG. 1 is a perspective view of a container according to the new design;
FIG. 2 is a top plan view thereof;
FIG. 3 is a bottom plan view thereof;
FIG. 4 is a left side elevation view thereof;
FIG. 5 is a right side elevation view thereof;
FIG. 6 is a front elevation view thereof; and,
FIG. 7 is a rear elevation view thereof.
All broken lines of FIGS. 1-7 are included to show unclaimed subject matter only and form no part of the claimed design.

1 Claim, 5 Drawing Sheets



(56)

References Cited

U.S. PATENT DOCUMENTS

D641,258 S	7/2011	Wilson et al.		D712,703 S *	9/2014	Lipinski et al.	D7/602
D642,094 S	7/2011	Karacabey et al.		D717,120 S *	11/2014	Carlson	D7/602
D643,713 S *	8/2011	Lawrence et al.	D9/430	D718,983 S *	12/2014	Yessin et al.	D7/629
D660,095 S	5/2012	Kyung		D719,399 S *	12/2014	Thurin et al.	D7/392.1
D671,373 S	11/2012	Kimmel et al.		D720,178 S *	12/2014	Thurin et al.	D7/392.1
D673,808 S	1/2013	Grider et al.		D721,246 S *	1/2015	Thurin et al.	D7/392.1
D691,855 S	10/2013	Dabney-Wiggs		D723,864 S *	3/2015	Thurin et al.	D7/392.1
D691,856 S	10/2013	Dabney-Wiggs		D724,891 S *	3/2015	Capraro et al.	D7/391
D703,493 S	4/2014	De Ste. Croix et al.		D725,433 S *	3/2015	Singh et al.	D7/391
D704,987 S *	5/2014	Stamper et al.	D7/392.1	D730,112 S *	5/2015	Yessin et al.	D7/392.1
				D730,127 S *	5/2015	Maxwell et al.	D7/629
				2013/0341327 A1 *	12/2013	Bontrager et al.	220/214
				2014/0312046 A1 *	10/2014	Yang et al.	220/792

* cited by examiner




FIG. 1

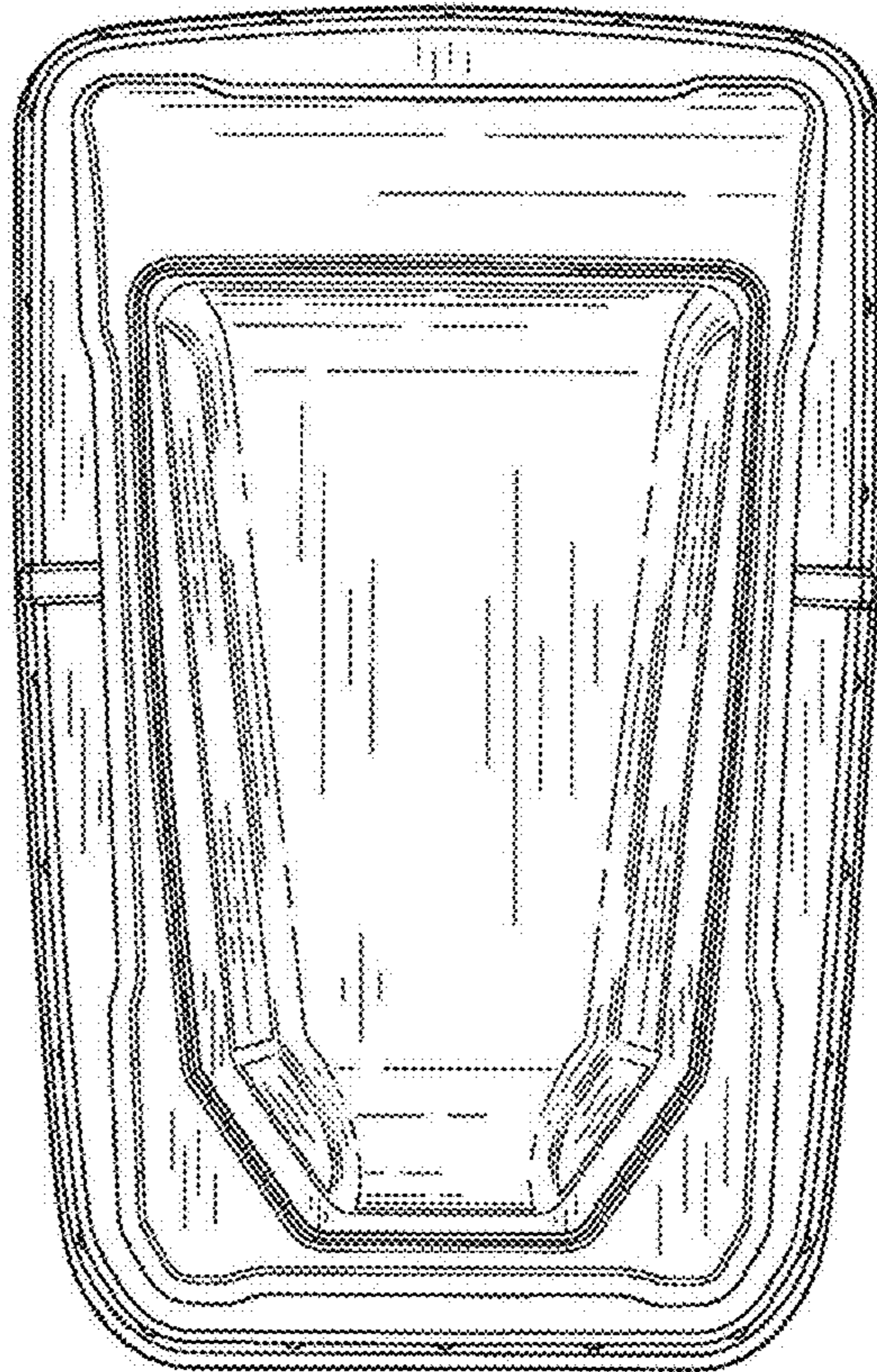


FIG. 2

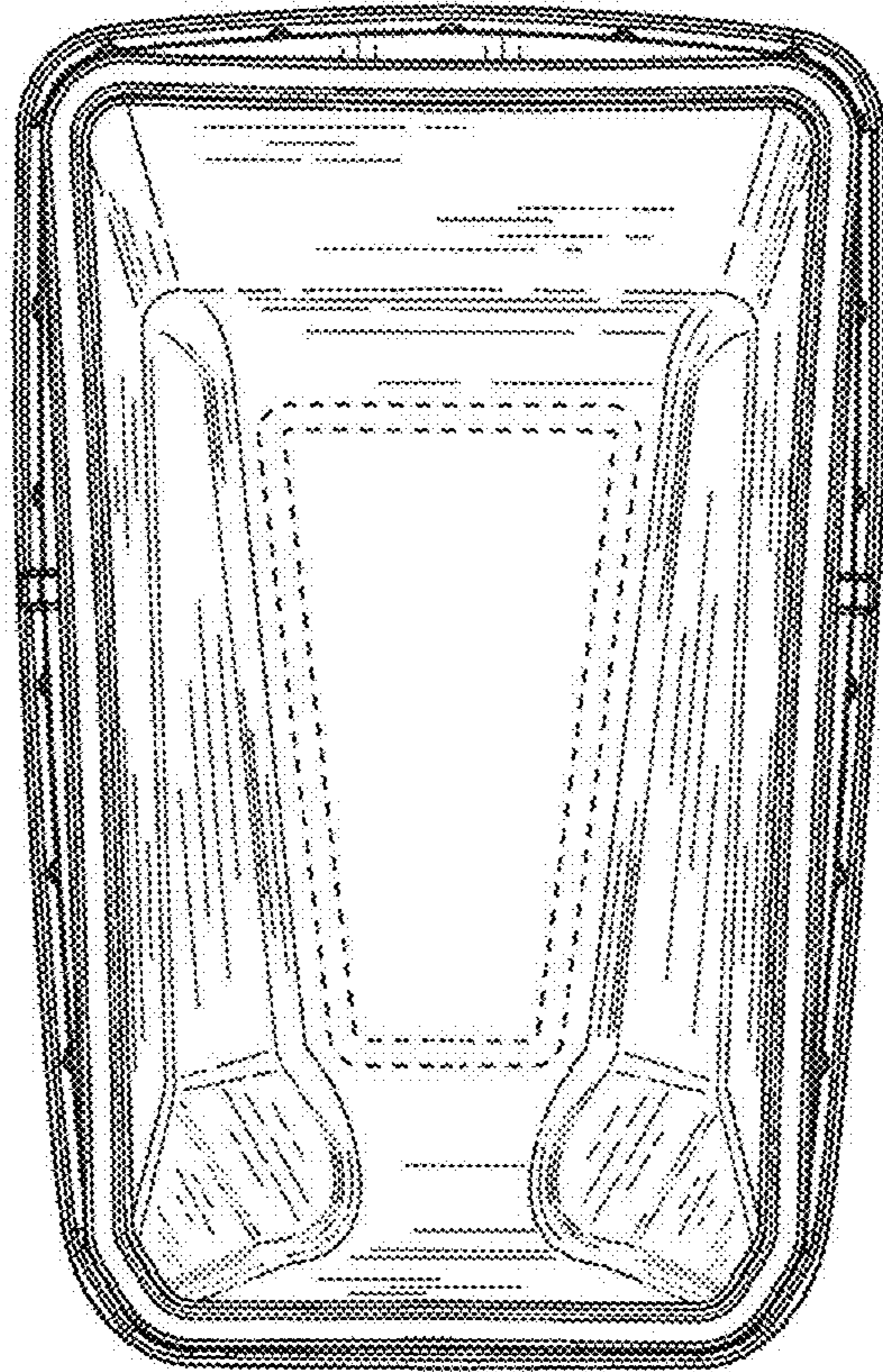


FIG. 3

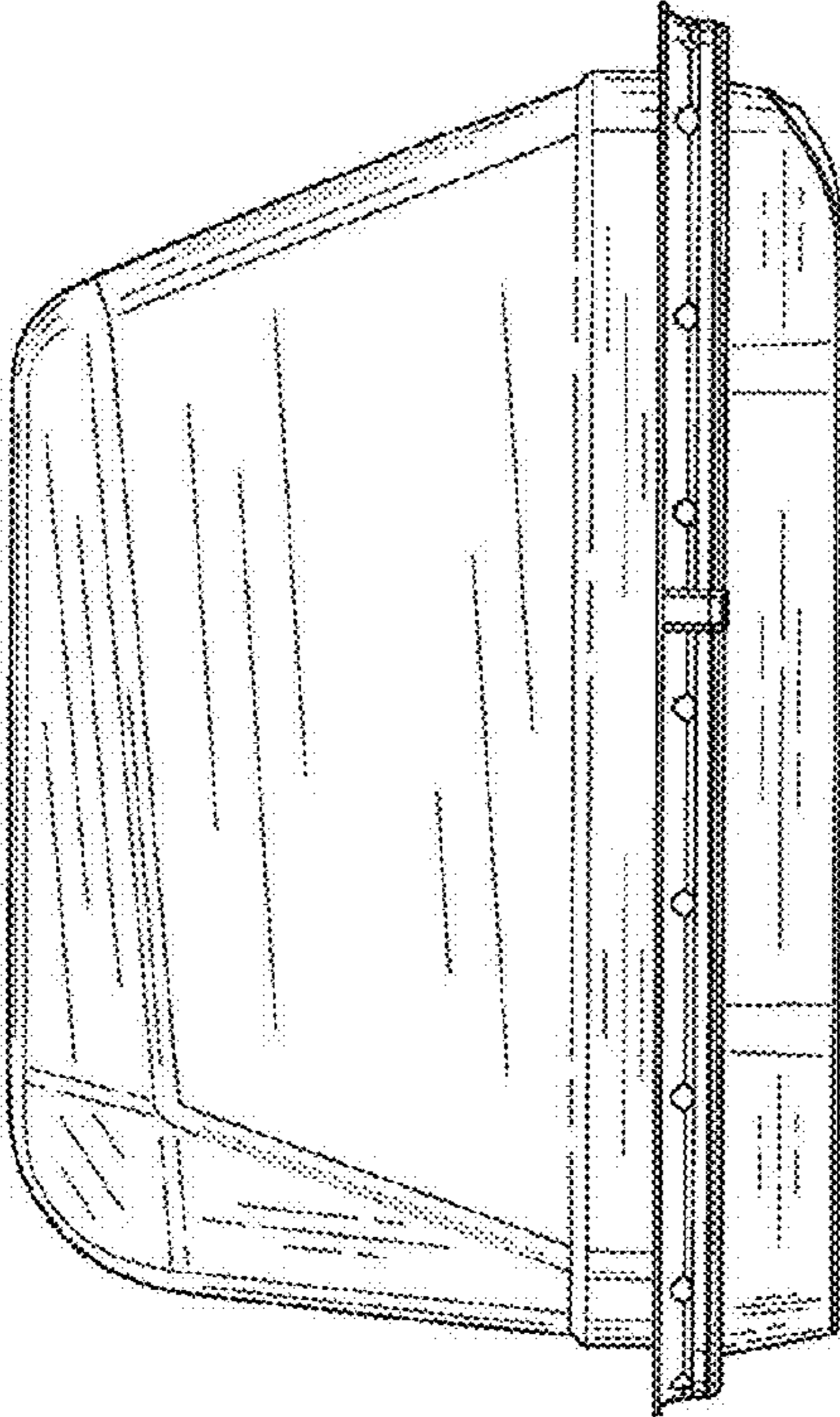


FIG. 4

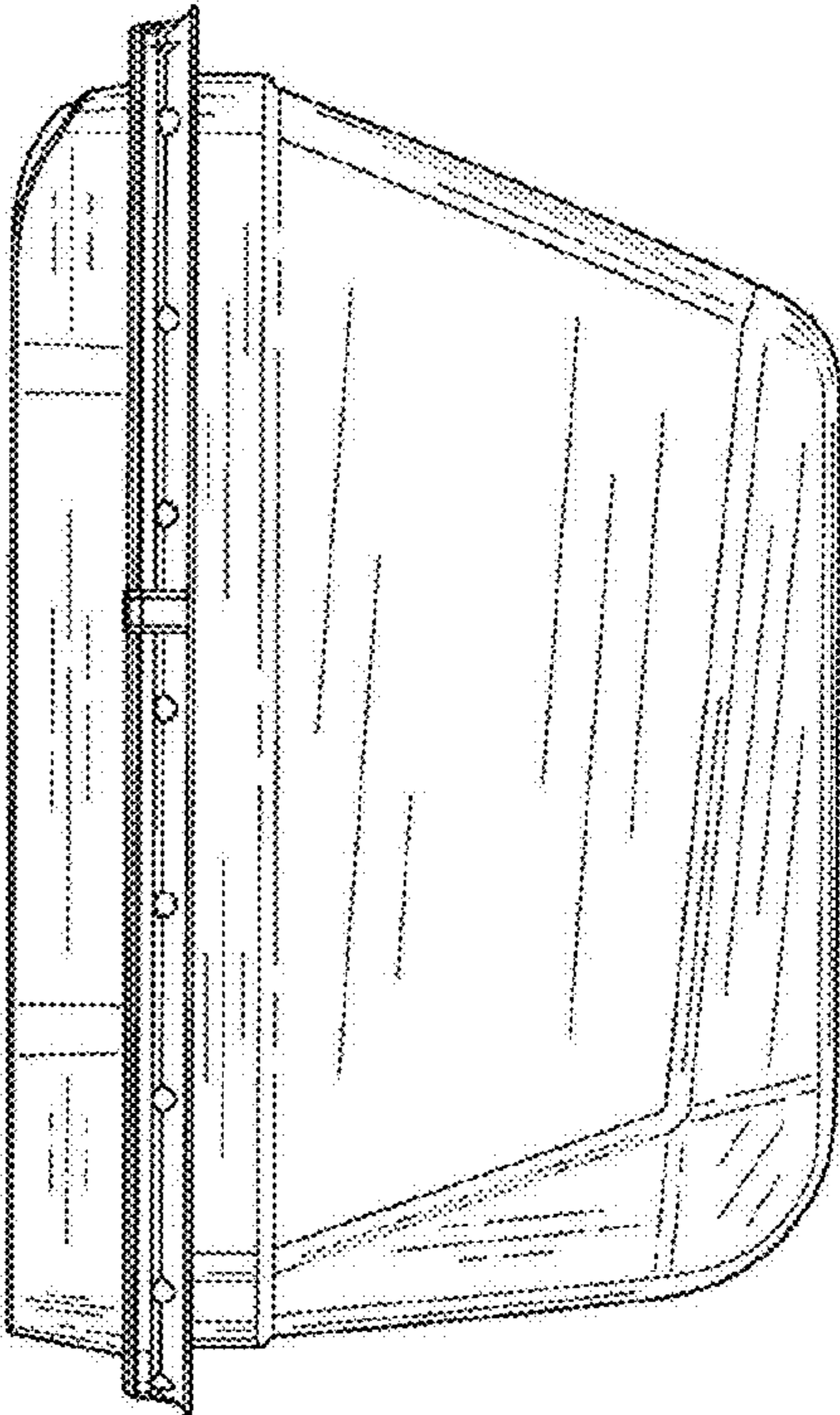


FIG. 5

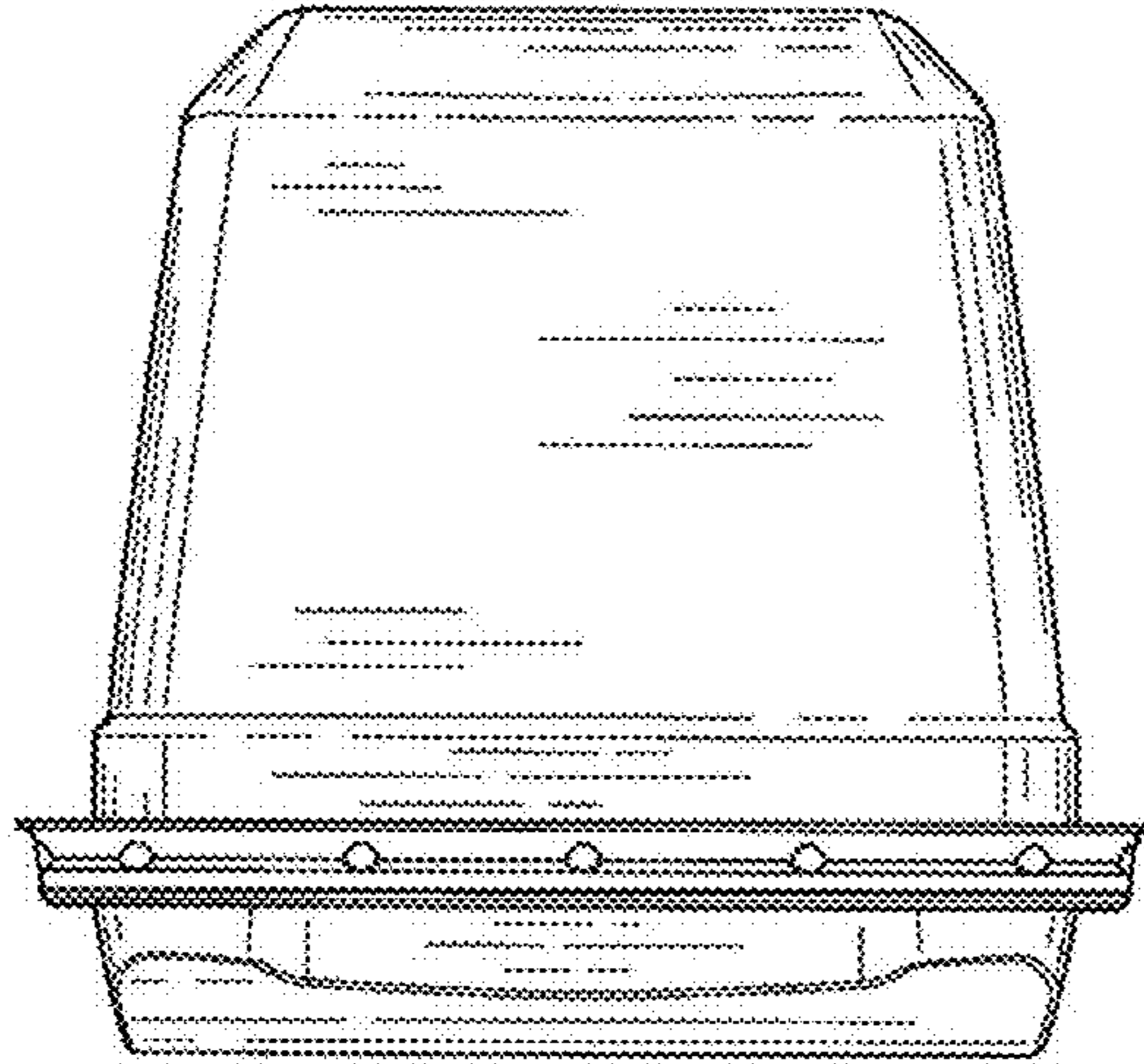


FIG. 6

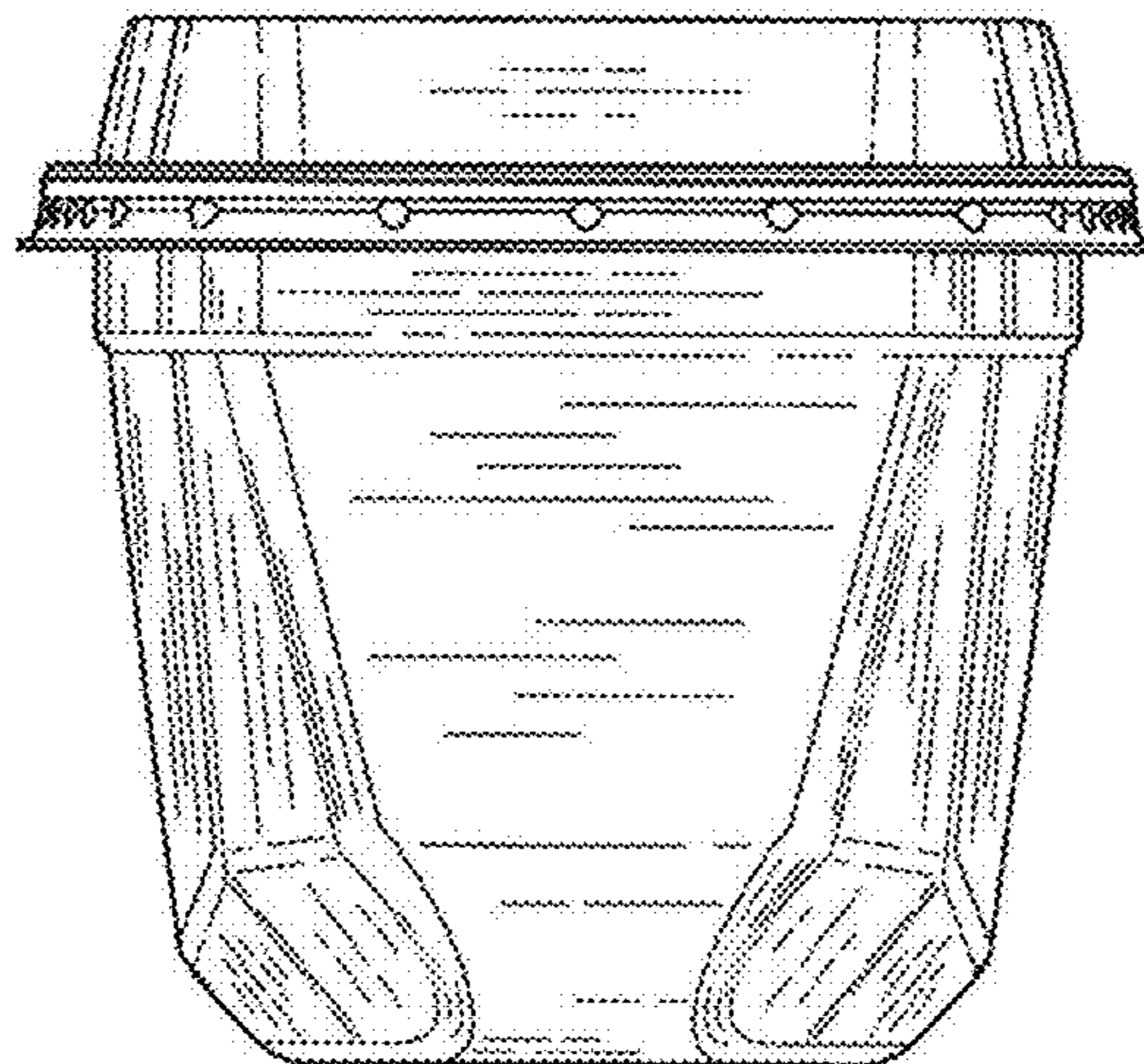


FIG. 7