



US00D758826S

(12) **United States Design Patent**
Geyer et al.

(10) **Patent No.:** **US D758,826 S**
(45) **Date of Patent:** **** Jun. 14, 2016**

(54) **CONTROL FOR HOUSEHOLD APPLIANCES**

(71) Applicant: **BSH HAUSGERAETE GMBH**,
München (DE)

(72) Inventors: **Johannes Geyer**, Haar (DE); **Swetlana Gorodezki**, München (DE)

(73) Assignee: **BSH Hausgeraete GmbH**, Munich (DE)

(**) Term: **14 Years**

(21) Appl. No.: **29/502,574**

(22) Filed: **Sep. 17, 2014**

(30) **Foreign Application Priority Data**

Mar. 21, 2014 (EM) 001407670

(51) **LOC (10) Cl.** **08-06**

(52) **U.S. Cl.**
USPC **D8/311**

(58) **Field of Classification Search**
USPC D8/107, 300, 301, 307, 310, 311, 312;
D10/102; D23/250, 421; D32/3, 25,
D32/28; 74/553, 554, 555, 556, 558, 543;
D15/142; D7/393, 396; 16/110.1, 422,
16/426, 430, 443; 292/336.3, 347, 348,
292/349, 350

CPC ... Y10T 292/57; Y10T 292/82; Y10T 16/469;
Y10T 16/44; Y10T 16/476; Y10T 74/2084;
Y10T 292/85; Y10T 74/2087; Y10T 16/4713;
Y10T 16/506; Y10T 74/20876; Y10T
74/20612; Y10T 70/5765; Y10T 16/459;
Y10T 74/2066; Y10T 16/487; Y10T 74/20822
See application file for complete search history.

(56) **References Cited**

U.S. PATENT DOCUMENTS

D165,672 S * 1/1952 Stewart D8/311
2,740,005 A * 3/1956 Leslie H01H 9/26
200/17 R

3,245,240 A * 4/1966 De Forrest E05B 13/001
70/158
4,390,859 A * 6/1983 Kasprzyk H01C 10/14
338/163
D284,064 S * 6/1986 Poissant D8/311
5,163,340 A * 11/1992 Bender G05G 1/54
414/921
D344,786 S * 3/1994 Short D23/252
D374,658 S * 10/1996 Bever D13/171
D449,720 S * 10/2001 Costello D32/28
D521,801 S * 5/2006 Huxhold D7/393
D562,347 S * 2/2008 Morisawa D14/246
D696,068 S * 12/2013 Baacke D7/402
D713,235 S * 9/2014 Lee D8/310
D722,259 S * 2/2015 Conner D8/300
2002/0094232 A1 * 7/2002 Lipp F16D 1/108
403/329
2005/0094995 A1 * 5/2005 Cheng G03B 17/00
396/543
2013/0098742 A1 * 4/2013 Bowen F24C 3/124
200/336

* cited by examiner

Primary Examiner — Derrick Holland

Assistant Examiner — Lauren Calve

(74) *Attorney, Agent, or Firm* — Laurence A. Greenberg;
Werner H. Stemer; Ralph E. Locher

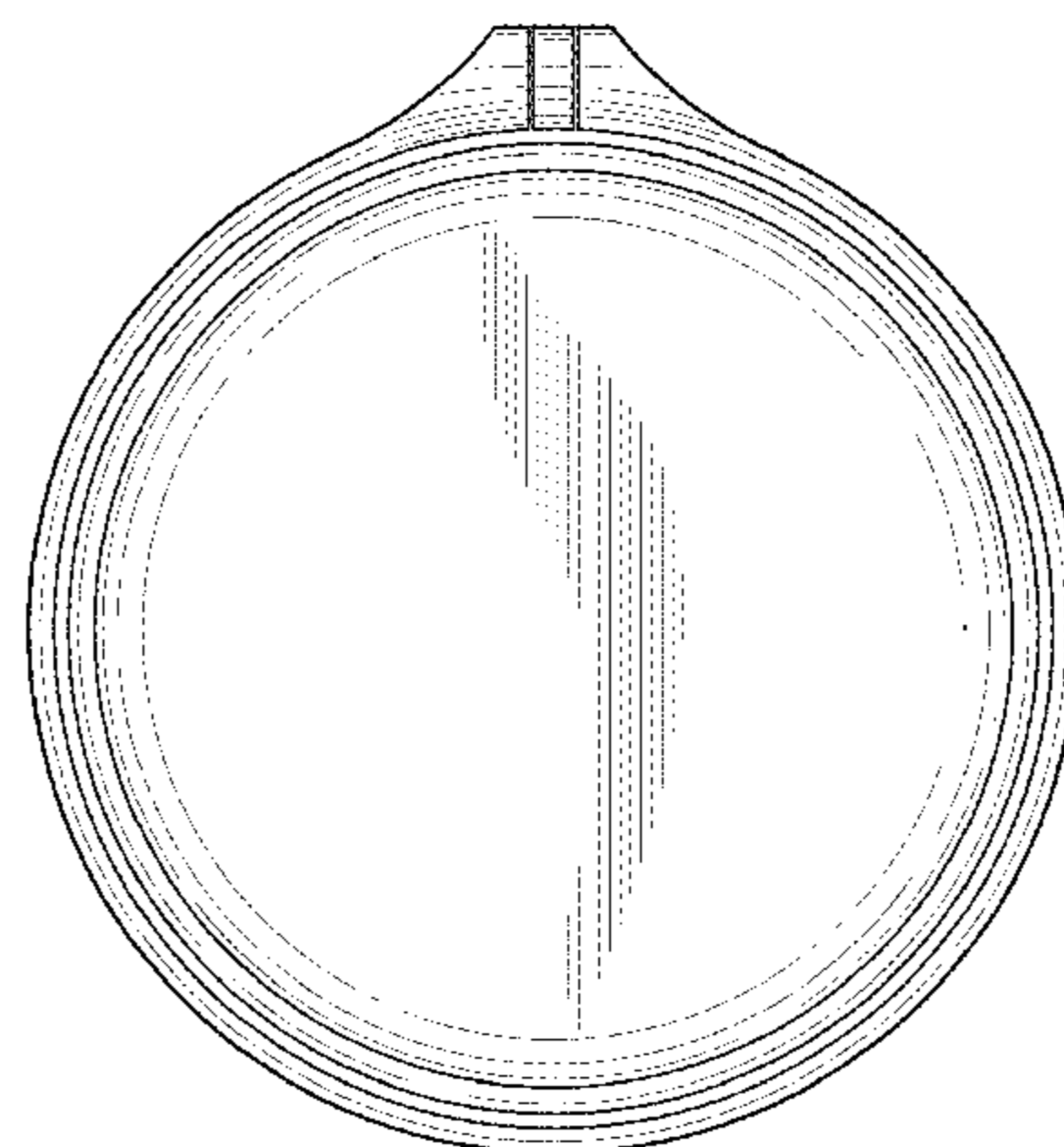
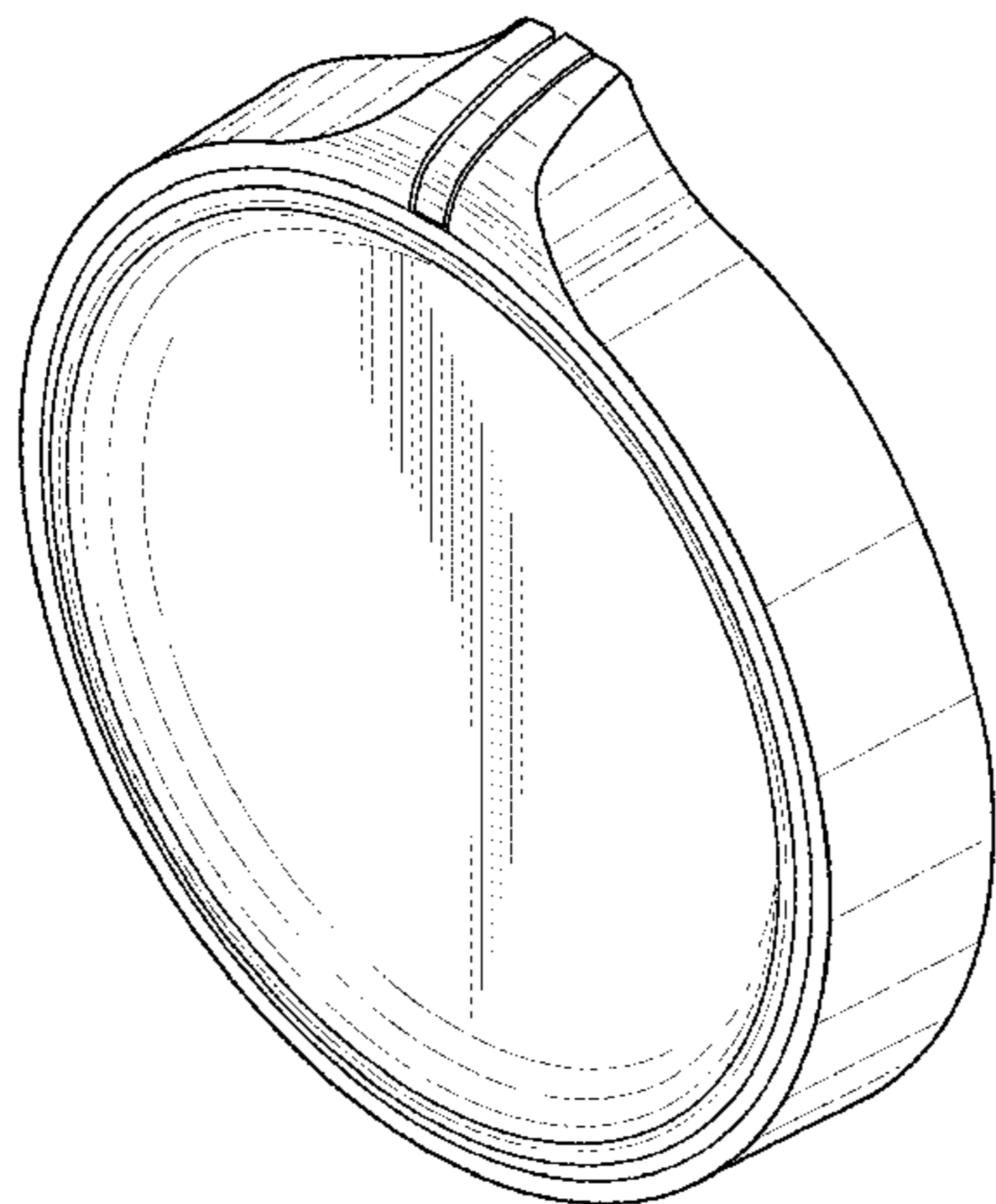
(57) **CLAIM**

The ornamental design for a control for household appliances, as shown and described.

DESCRIPTION

FIG. 1 is a perspective view of a control for household appliances according to our new ornamental design;
FIG. 2 is a front view thereof;
FIG. 3 is a rear view thereof;
FIG. 4 is a right side view thereof;
FIG. 5 is a left side view thereof;
FIG. 6 is a top view thereof; and,
FIG. 7 is a bottom view thereof.
The broken lines shown represent unclaimed subject matter and form no part of the claimed design.

1 Claim, 3 Drawing Sheets



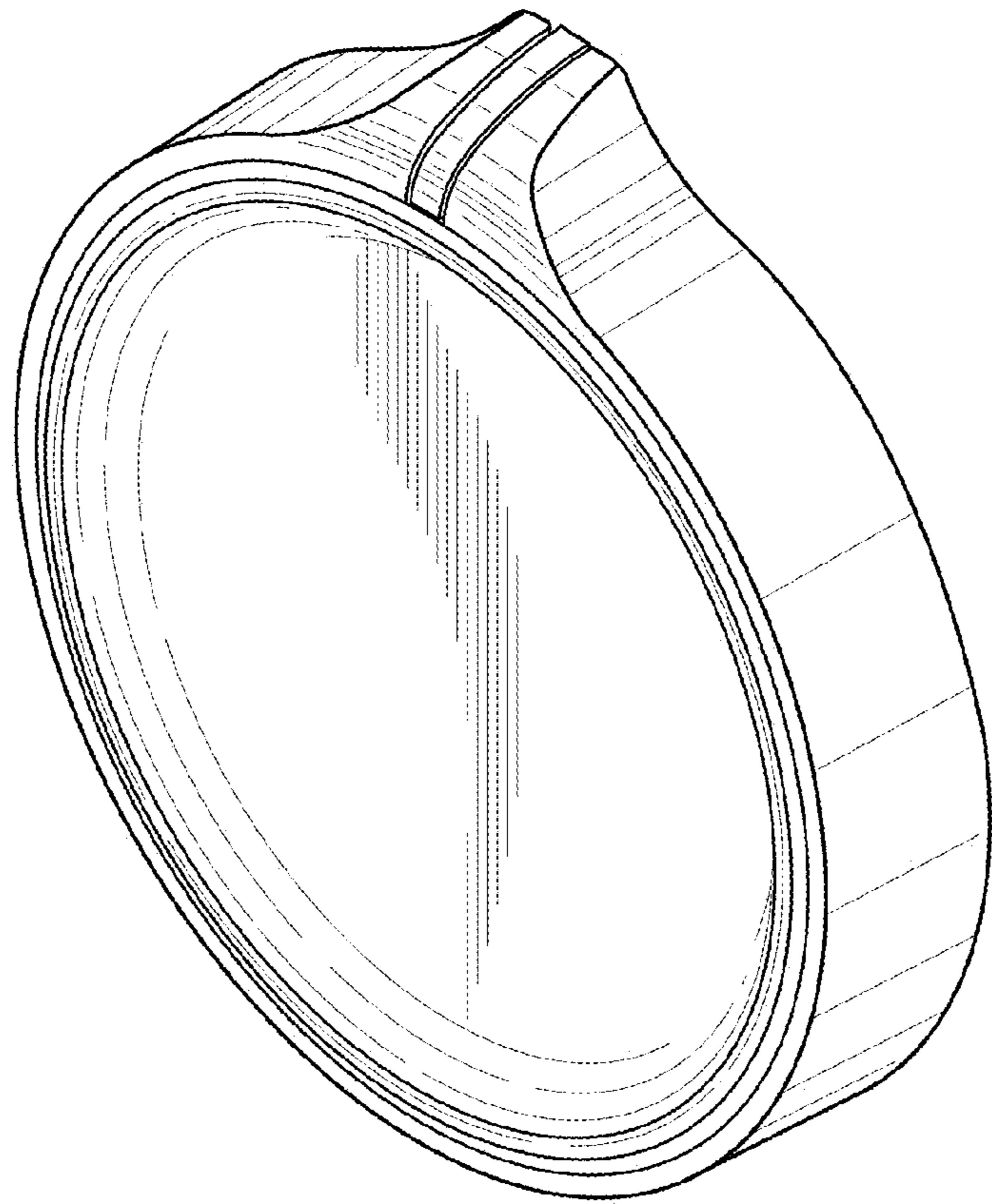
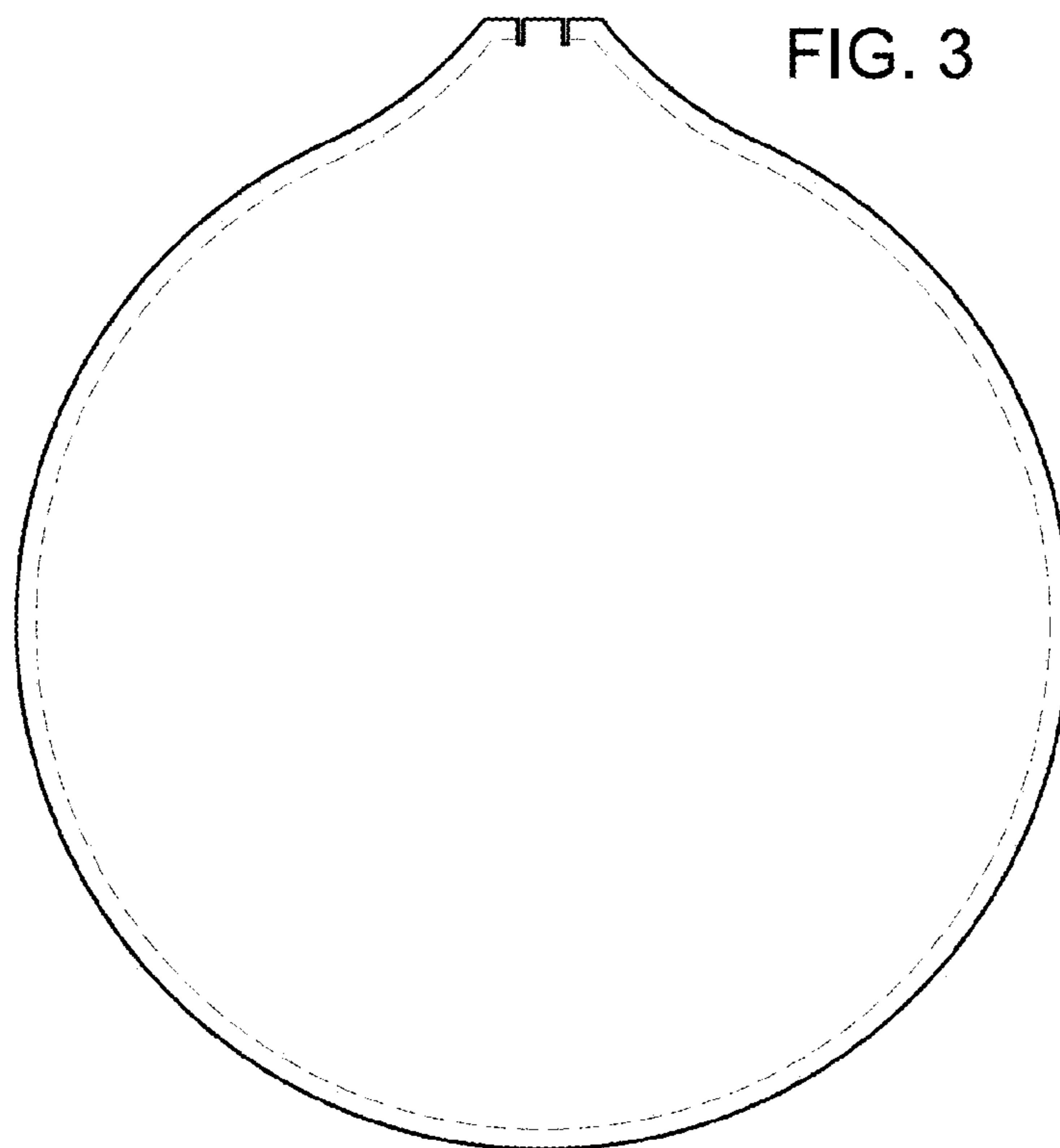
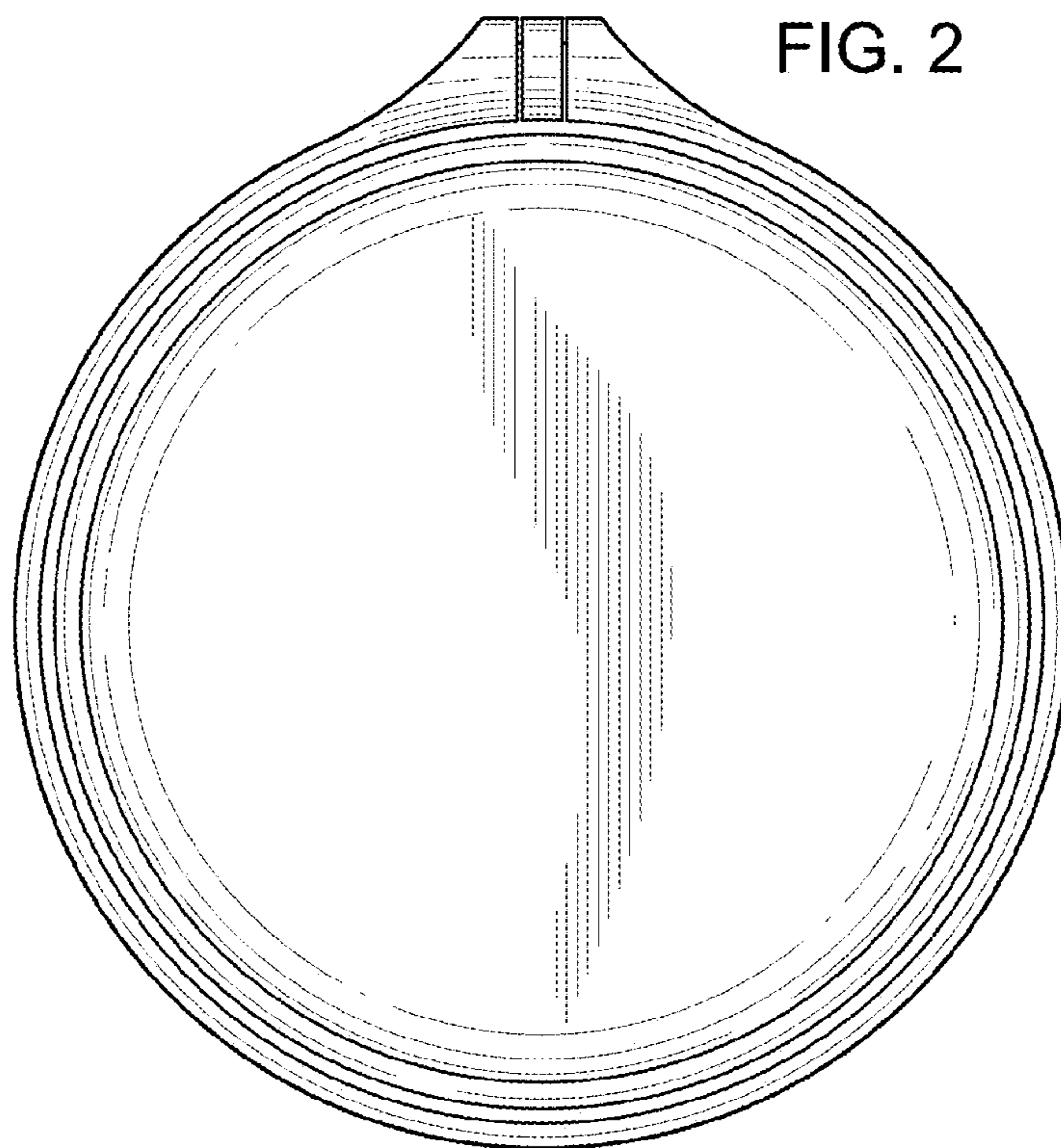


FIG. 1






FIG. 4




FIG. 5

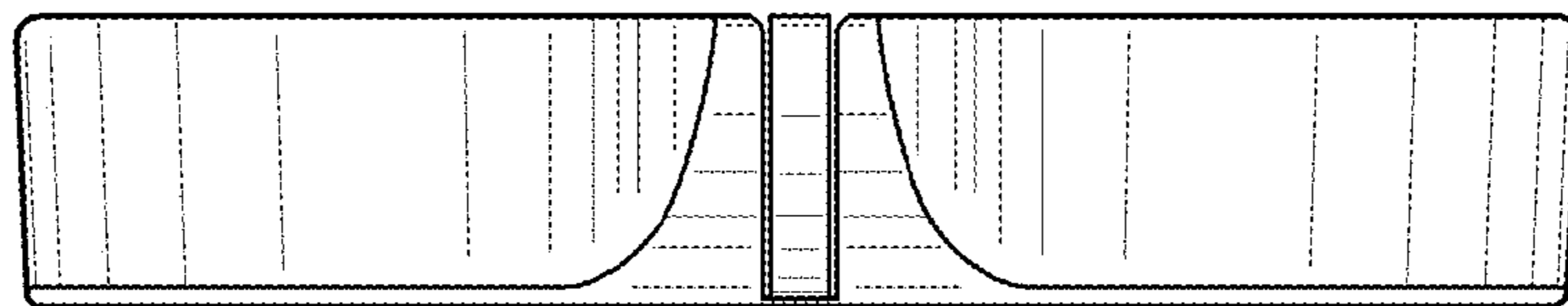


FIG. 6




FIG. 7