



US00D758814S

(12) **United States Design Patent**
Jiang

(10) **Patent No.:** **US D758,814 S**

(45) **Date of Patent:** **** Jun. 14, 2016**

(54) **MULTI-PURPOSE RATCHET PIPE PLIER**

(71) Applicant: **Zhangmei Jiang**, Fuzhou (CN)

(72) Inventor: **Zhangmei Jiang**, Fuzhou (CN)

(**) Term: **14 Years**

(21) Appl. No.: **29/485,672**

(22) Filed: **Mar. 21, 2014**

(51) **LOC (10) Cl.** **08-05**

(52) **U.S. Cl.**
USPC **D8/22**

(58) **Field of Classification Search**
USPC D8/22, 55; 81/98, 99, 111, 126, 124.5,
81/129.5, 117, 133, 155, 165-170, 186,
81/92-94, 97
CPC B25B 13/00; B25B 13/10; B25B 13/28;
B25B 13/505
See application file for complete search history.

(56) **References Cited**

U.S. PATENT DOCUMENTS

2,684,607 A * 7/1954 Lundell 81/99
2,716,366 A * 8/1955 Strang 81/98

5,251,518 A * 10/1993 Woo 81/99
D362,603 S * 9/1995 Woo D8/23
D474,380 S * 5/2003 Chartier et al. D8/23
6,742,419 B2 * 6/2004 Chartier et al. 81/99
7,096,764 B2 * 8/2006 Dong 81/99
D564,848 S * 3/2008 Salazar et al. D8/23
D571,172 S * 6/2008 Yu D8/22
7,546,784 B1 * 6/2009 Yu 81/99

* cited by examiner

Primary Examiner — Randall Gholson

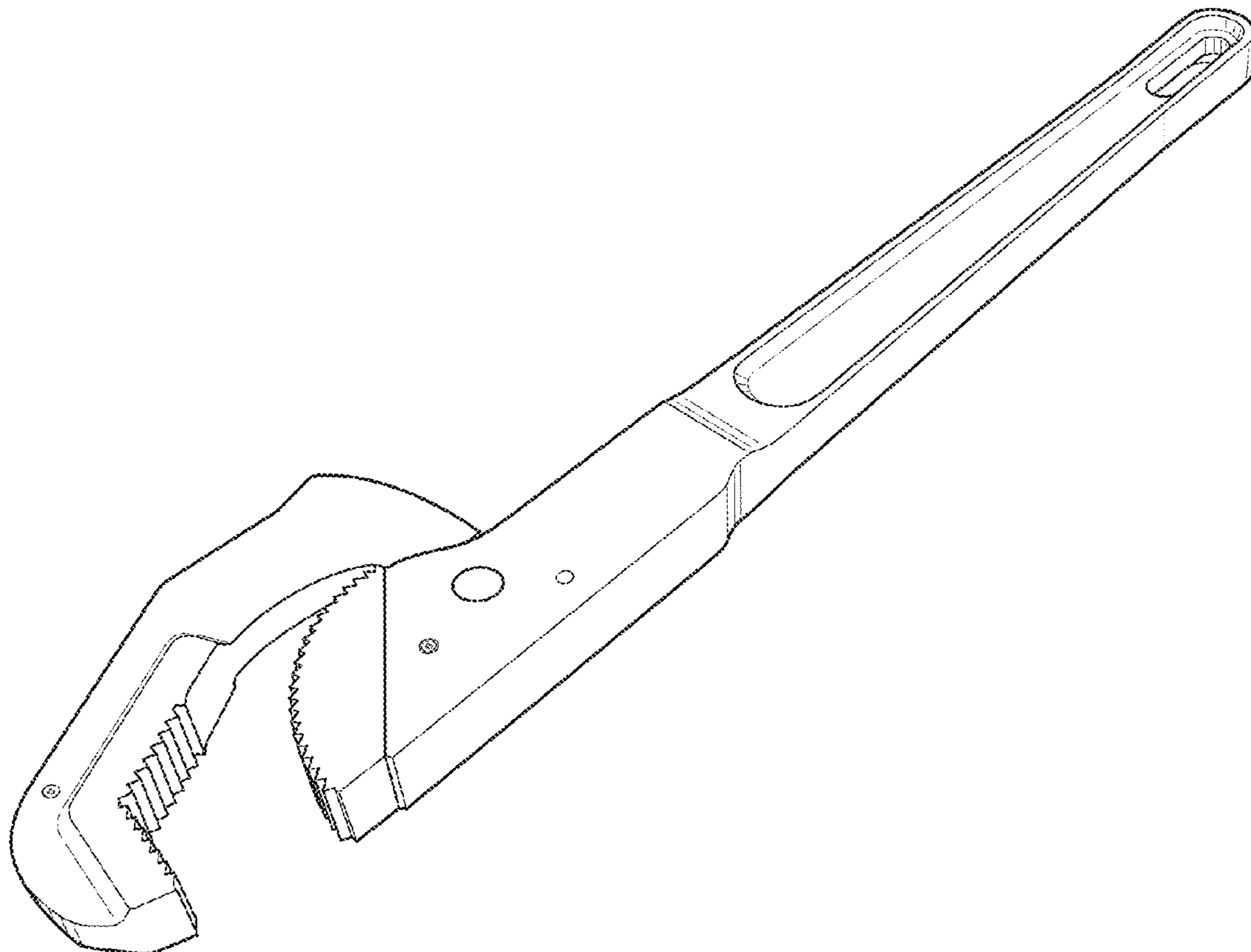
(57) **CLAIM**

I claim the ornamental design for a multi-purpose ratchet pipe plier, as shown and described.

DESCRIPTION

FIG. 1 is a front side perspective view of a multi-purpose ratchet pipe plier showing my new design;
FIG. 2 is a front view thereof;
FIG. 3 is a rear view thereof;
FIG. 4 is a top view thereof;
FIG. 5 is a left view thereof;
FIG. 6 is a right view thereof; and,
FIG. 7 is a front view of a multi-purpose ratchet pipe plier showing the use state.

1 Claim, 6 Drawing Sheets



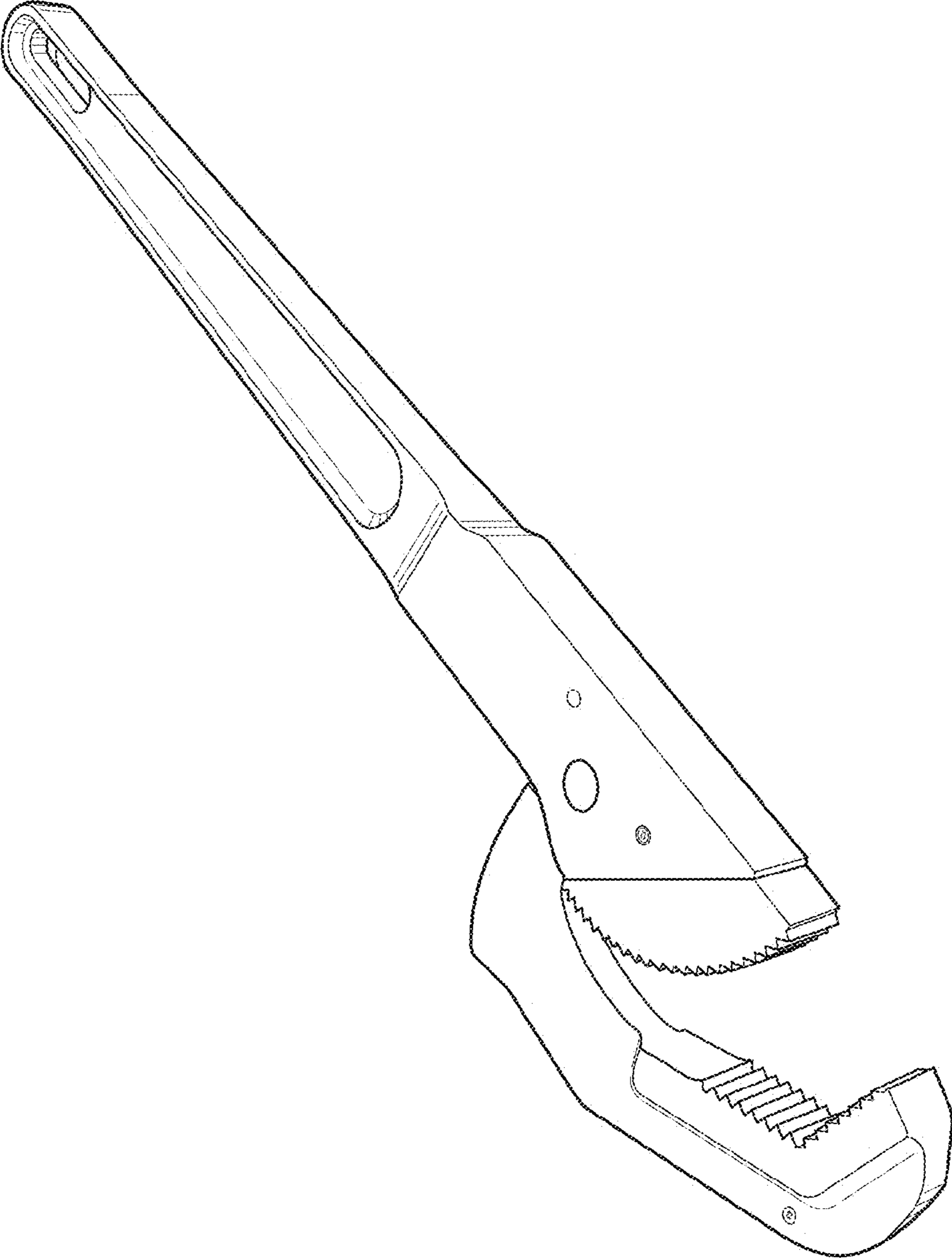


Fig. 1

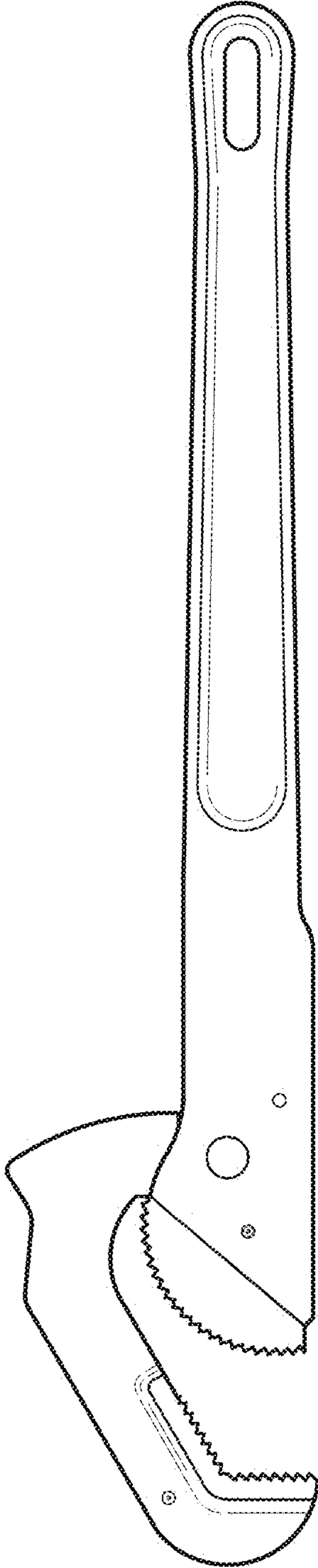


Fig. 2

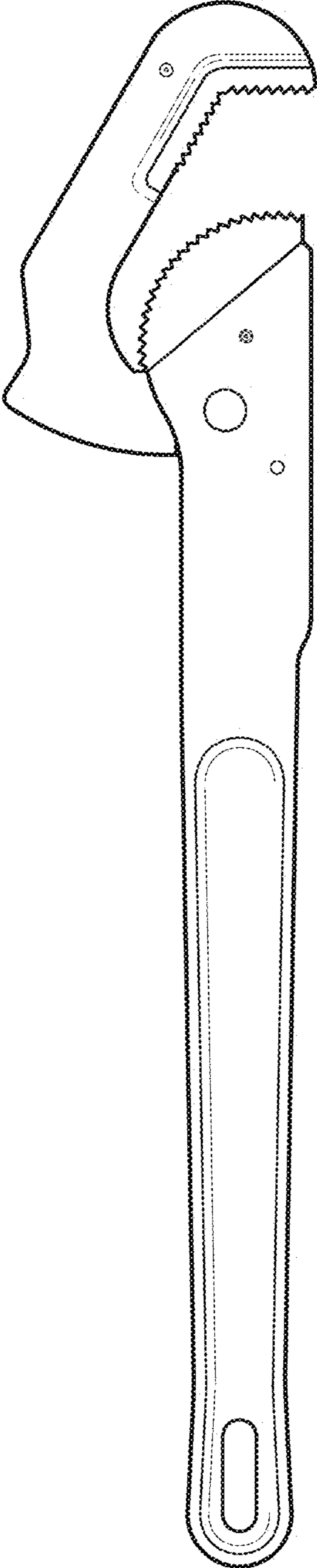


Fig. 3




Fig. 4

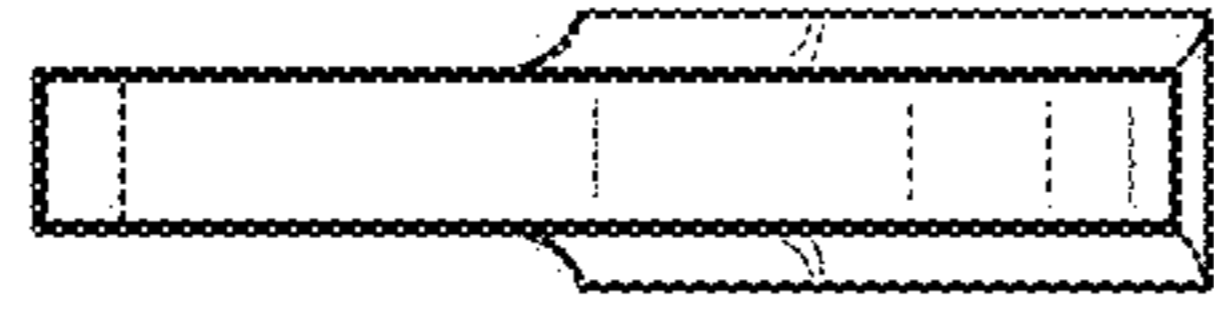


Fig. 6



Fig. 5

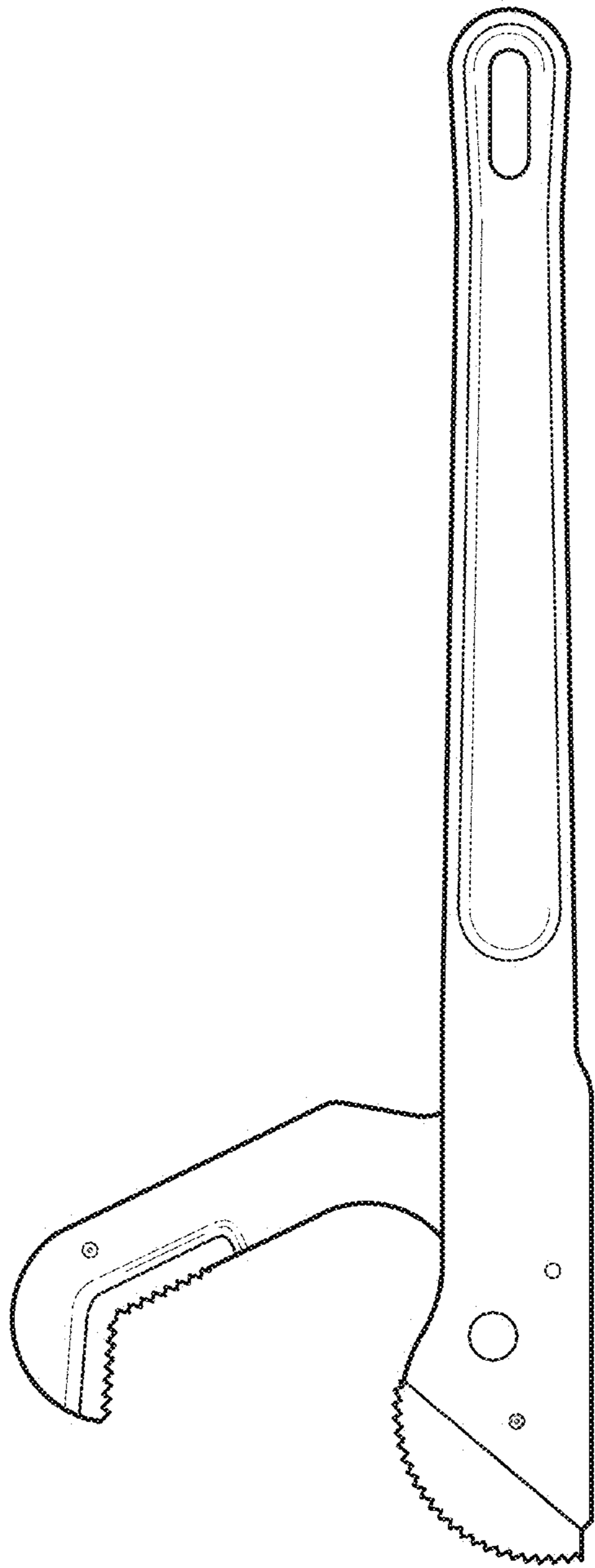


Fig. 7