



US00D758803S

(12) **United States Design Patent**
Goodman et al.

(10) **Patent No.:** **US D758,803 S**
(45) **Date of Patent:** **** Jun. 14, 2016**

- (54) **BANANA HOLDER**
- (71) Applicant: **Spectrum Diversified Designs, Inc.**,
Streetsboro, OH (US)
- (72) Inventors: **Sheldon H. Goodman**, Solon, OH (US);
Phaysouk Xayoiphonh, Akron, OH
(US); **Jennifer K. Case**, Middleburg
Heights, OH (US)
- (73) Assignee: **Spectrum Diversified Designs, LLC**,
Streetsboro, OH (US)
- (**) Term: **14 Years**
- (21) Appl. No.: **29/495,463**
- (22) Filed: **Jul. 1, 2014**
- (51) **LOC (10) Cl.** **07-01**
- (52) **U.S. Cl.**
USPC **D7/601**
- (58) **Field of Classification Search**
USPC D7/601, 600.1–600.4, 704, 409;
D3/304, 306; D19/76; 211/13.1, 41.3,
211/41.4, 181.1, 86.1, 880.1, 85.4, 133.6;
248/116, 121, 125.1, 175, 176.1,
248/163.2, 317; D6/676.5, 677.5, 678,
D6/680.3, 678.4
CPC A47F 7/0071; A47F 7/00; A47F 5/04;
A47G 19/30
See application file for complete search history.

- 4,936,466 A * 6/1990 Nava A47F 7/02
206/566
- D339,266 S * 9/1993 Lockett D7/323
- 5,826,843 A * 10/1998 Sturm A47F 7/0071
211/13.1
- 6,164,616 A * 12/2000 Woods A47F 7/0071
248/122.1
- D481,265 S * 10/2003 Ancona D7/601
- 6,854,609 B1 * 2/2005 Hettinger A47F 7/0071
211/85.4
- D538,109 S * 3/2007 Goodman D7/601
- D567,030 S * 4/2008 Goodman D3/306
- D586,624 S * 2/2009 Goodman D7/601
- D608,598 S * 1/2010 Goodman D7/601
- D613,559 S * 4/2010 Goodman D7/601
- D620,711 S * 8/2010 Hertaus D3/306
- D646,933 S * 10/2011 Goodman D7/601
- D670,971 S * 11/2012 Goodman D7/601
- D702,091 S 4/2014 Goodman et al.

* cited by examiner

Primary Examiner — Terry Wallace

(74) *Attorney, Agent, or Firm* — Benesch Friedlander
Coplan & Aronoff, LLP

(57) **CLAIM**

What is claimed is the ornamental design for a banana holder,
as shown and described.

DESCRIPTION

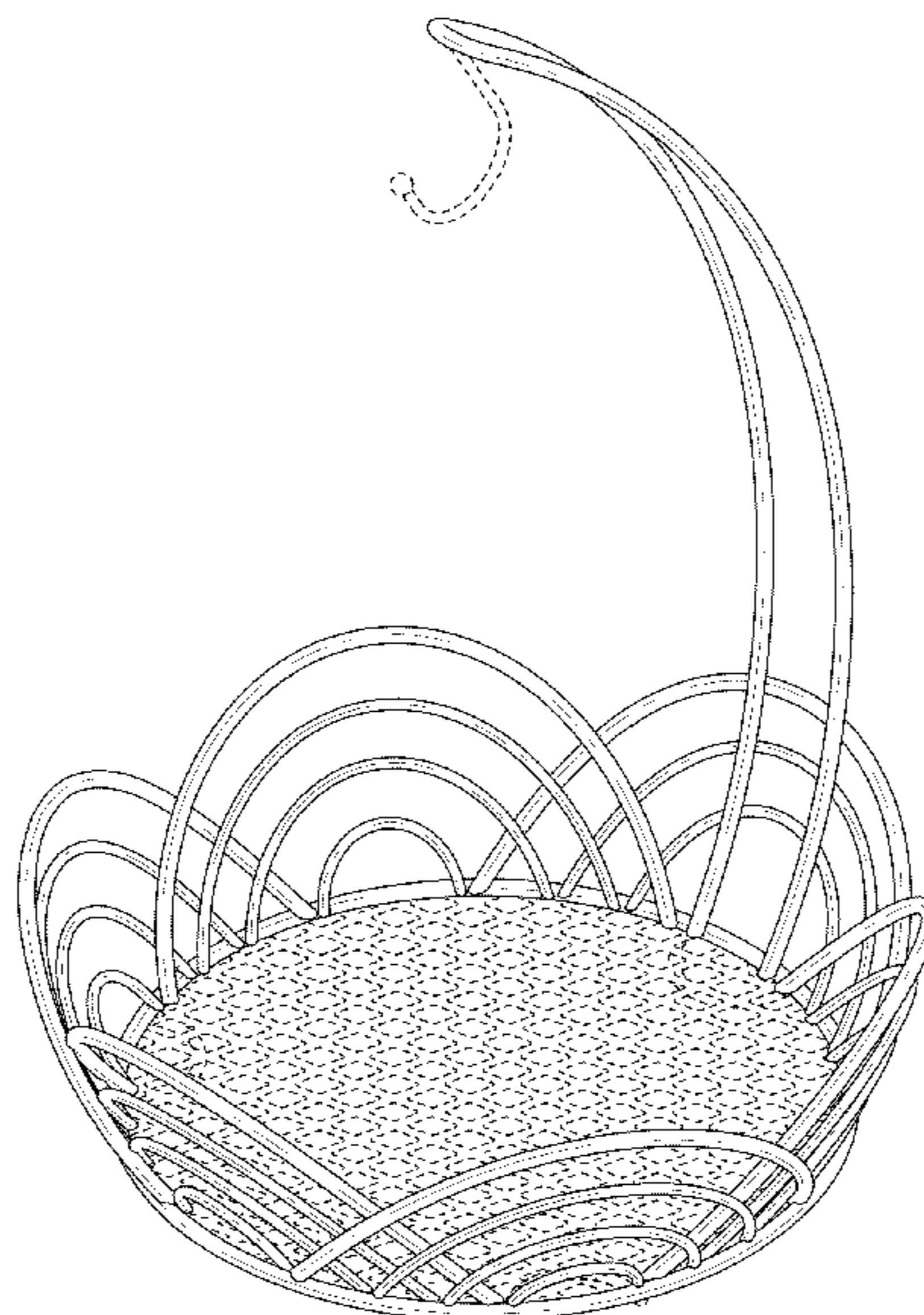
FIG. 1 is a perspective view of a banana holder showing a new design;
FIG. 2 is a front view of the banana holder of FIG. 1;
FIG. 3 is a side view of the banana holder of FIG. 1;
FIG. 4 is a rear view of the banana holder of FIG. 1;
FIG. 5 is a top view of the banana holder of FIG. 1; and,
FIG. 6 is a bottom view of the banana holder of FIG. 1.
The components of the display shown in broken lines illustrate portions of the banana holder form no part of the claimed design.

1 Claim, 3 Drawing Sheets

(56) **References Cited**

U.S. PATENT DOCUMENTS

- 1,078,804 A * 11/1913 Royse A47G 19/30
211/85.4
- 2,038,903 A * 4/1936 Rakatzky A47F 7/0071
211/85.4



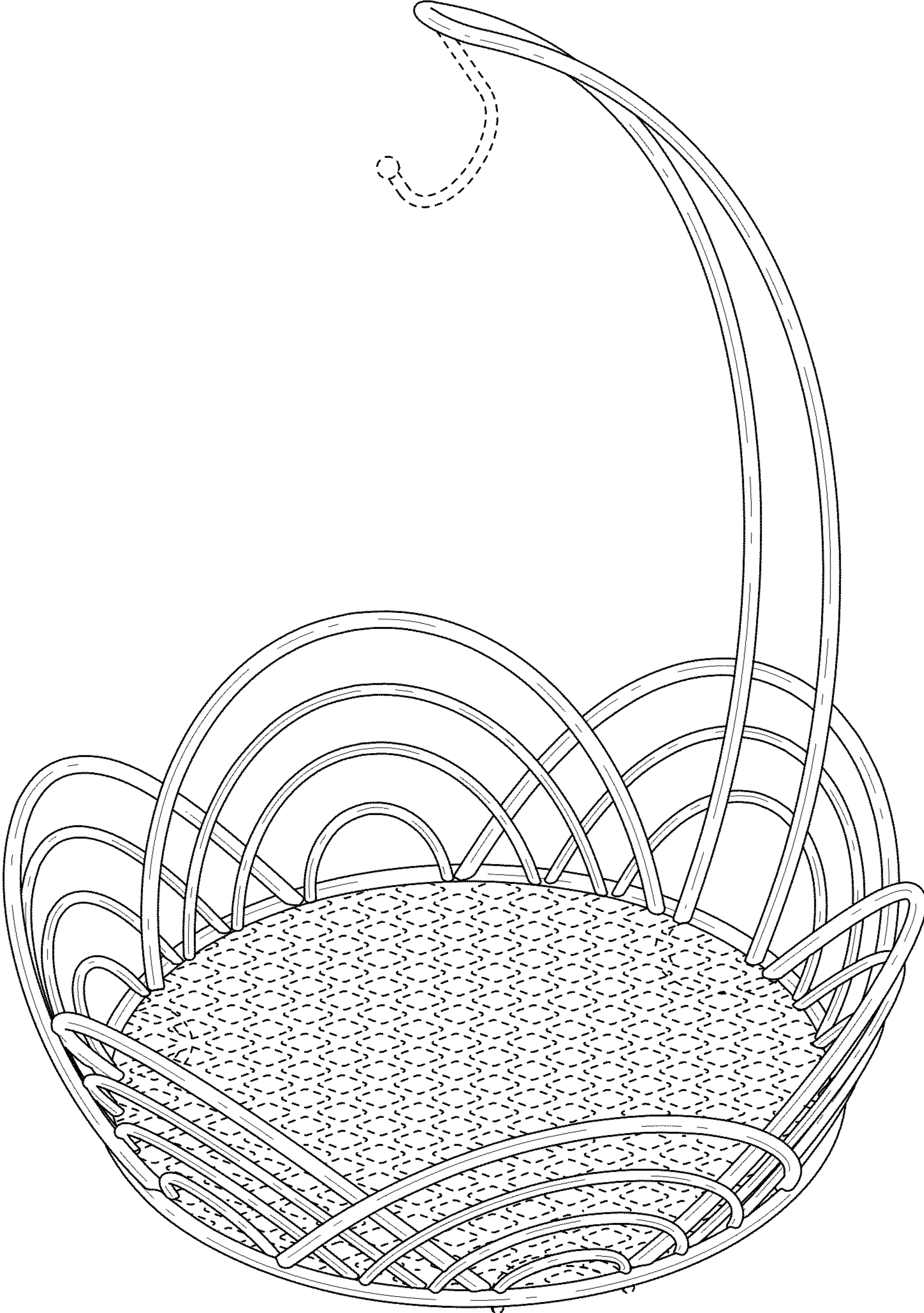


FIG. 1

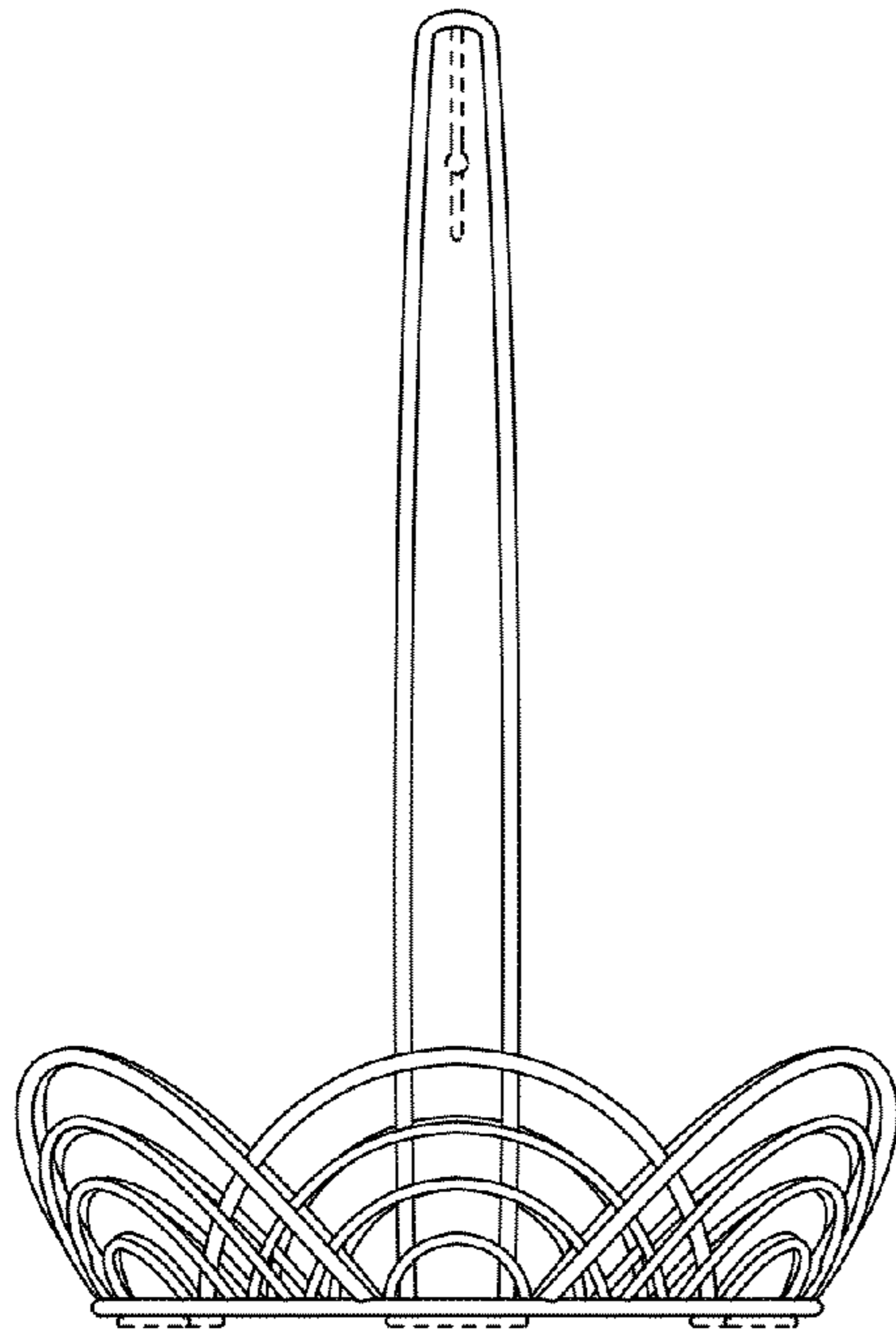


FIG. 2




FIG. 3

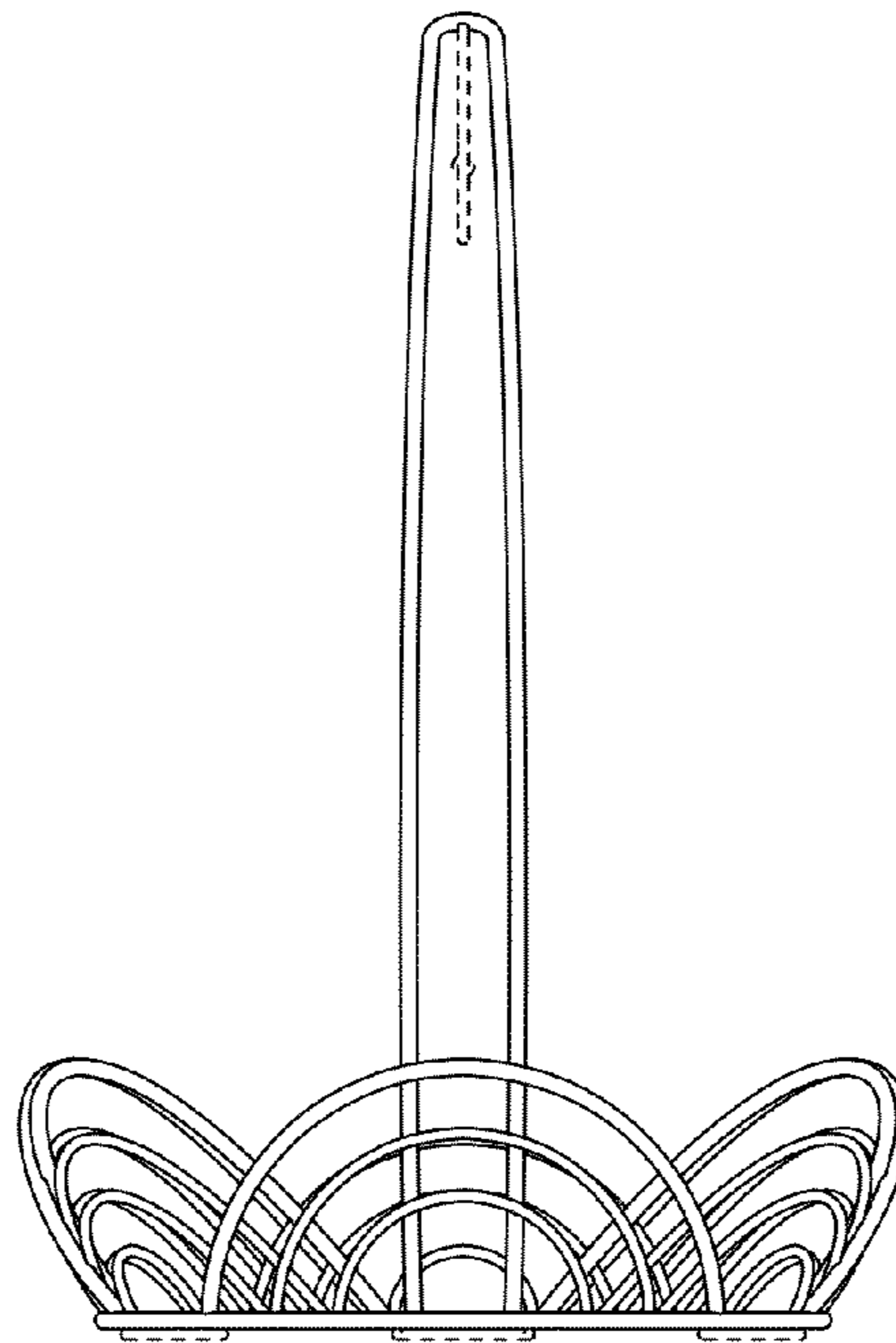


FIG. 4

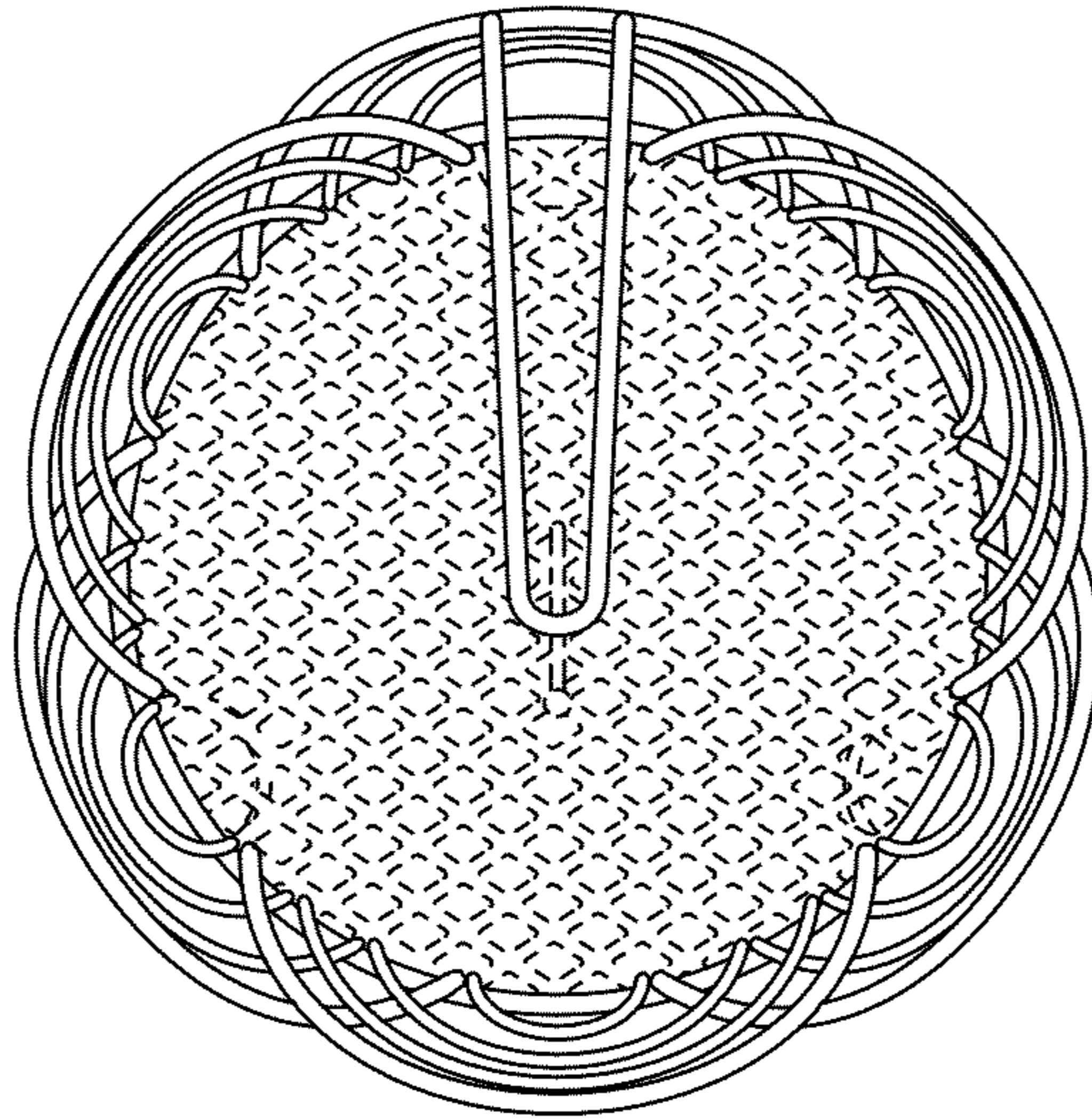


FIG. 5

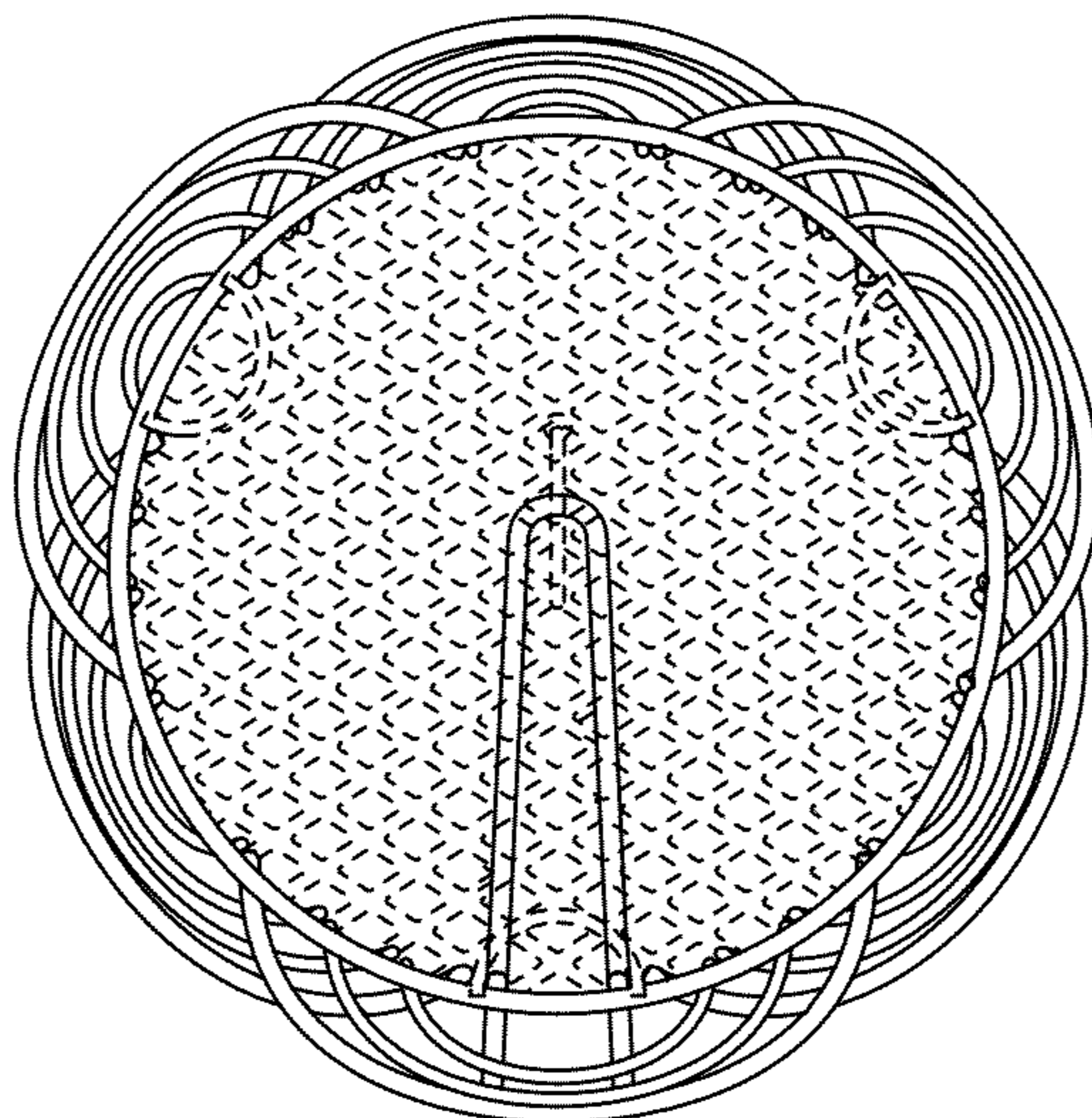


FIG. 6