



US00D758801S

(12) **United States Design Patent**  
**Faber**

(10) **Patent No.:** **US D758,801 S**  
(45) **Date of Patent:** **\*\* Jun. 14, 2016**

- (54) **SHOE-SHAPE CUP**
- (71) Applicant: **Robert M. Faber**, Savannah, GA (US)
- (72) Inventor: **Robert M. Faber**, Savannah, GA (US)
- (73) Assignee: **ANS Marketing, Inc.**, Savannah, GA (US)
- (\*\*) Term: **15 Years**
- (21) Appl. No.: **29/527,159**
- (22) Filed: **May 15, 2015**
- (51) **LOC (10) Cl.** ..... **07-01**
- (52) **U.S. Cl.**  
USPC ..... **D7/515; D7/517; D2/966; D2/976**
- (58) **Field of Classification Search**  
USPC ..... **D7/523, 532, 507, 509, 514, 515, 524, D7/564, 559, 551.1, 544, 567, 571, 536, D7/533, 625, 619.2, 689, 651, 517, 520; 220/713, 703, 592.16, 715; D2/918, D2/930, 925, 931, 950, 948, 922, 897, D2/966; D19/91; D30/129, 102; D28/73, D28/61, 67; D9/621; D11/160, 164, 157**  
CPC ... **A47G 19/2205; A47G 19/02; A47G 21/18; A24F 3/00**  
See application file for complete search history.

D101,049 S *	9/1936	Mark	.....	D9/621
D157,399 S *	2/1950	Mathews et al.	.....	D7/517
D163,771 S *	6/1951	Remanelli	.....	D11/160
D262,583 S *	1/1982	Radnick	.....	D2/950
D264,416 S *	5/1982	Urda, Jr.	.....	D7/515
4,791,030 A *	12/1988	DeMars	.....	A47G 23/0216 215/395
D507,457 S *	7/2005	Vigil	.....	D7/517
D584,495 S *	1/2009	Choi	.....	D2/966
D591,559 S *	5/2009	Groshon	.....	D7/516
D595,543 S *	7/2009	Mandel	.....	D2/910
D621,661 S *	8/2010	Levovnik	.....	D7/517
D647,370 S *	10/2011	van Dijk	.....	D11/150
D677,988 S *	3/2013	Eubank	.....	D2/910
D718,986 S *	12/2014	Sekse	.....	D7/651
D733,572 S *	7/2015	Loucaides	.....	D7/302
D745,431 S *	12/2015	White	.....	D11/160

\* cited by examiner

*Primary Examiner* — Marianne Pandozzi

(74) *Attorney, Agent, or Firm* — Dale J. Ream

(57) **CLAIM**

The ornamental design for a shoe-shape cup, as shown and described.

**DESCRIPTION**

FIG. 1 is perspective view of a shoe-shape cup showing my new design;  
 FIG. 2 is a front view thereof;  
 FIG. 3 is a back view thereof;  
 FIG. 4 is a left side view thereof;  
 FIG. 5 is a right side view thereof;  
 FIG. 6 is a top view thereof; and,  
 FIG. 7 is a bottom view thereof.

**1 Claim, 7 Drawing Sheets**

(56) **References Cited**

**U.S. PATENT DOCUMENTS**

D35,363 S *	12/1901	Pick	.....	D26/99
D77,725 S *	2/1929	Backer	.....	D7/517
D85,618 S *	11/1931	McCartney	.....	D11/144
D92,693 S *	7/1934	Bacher	.....	D20/31

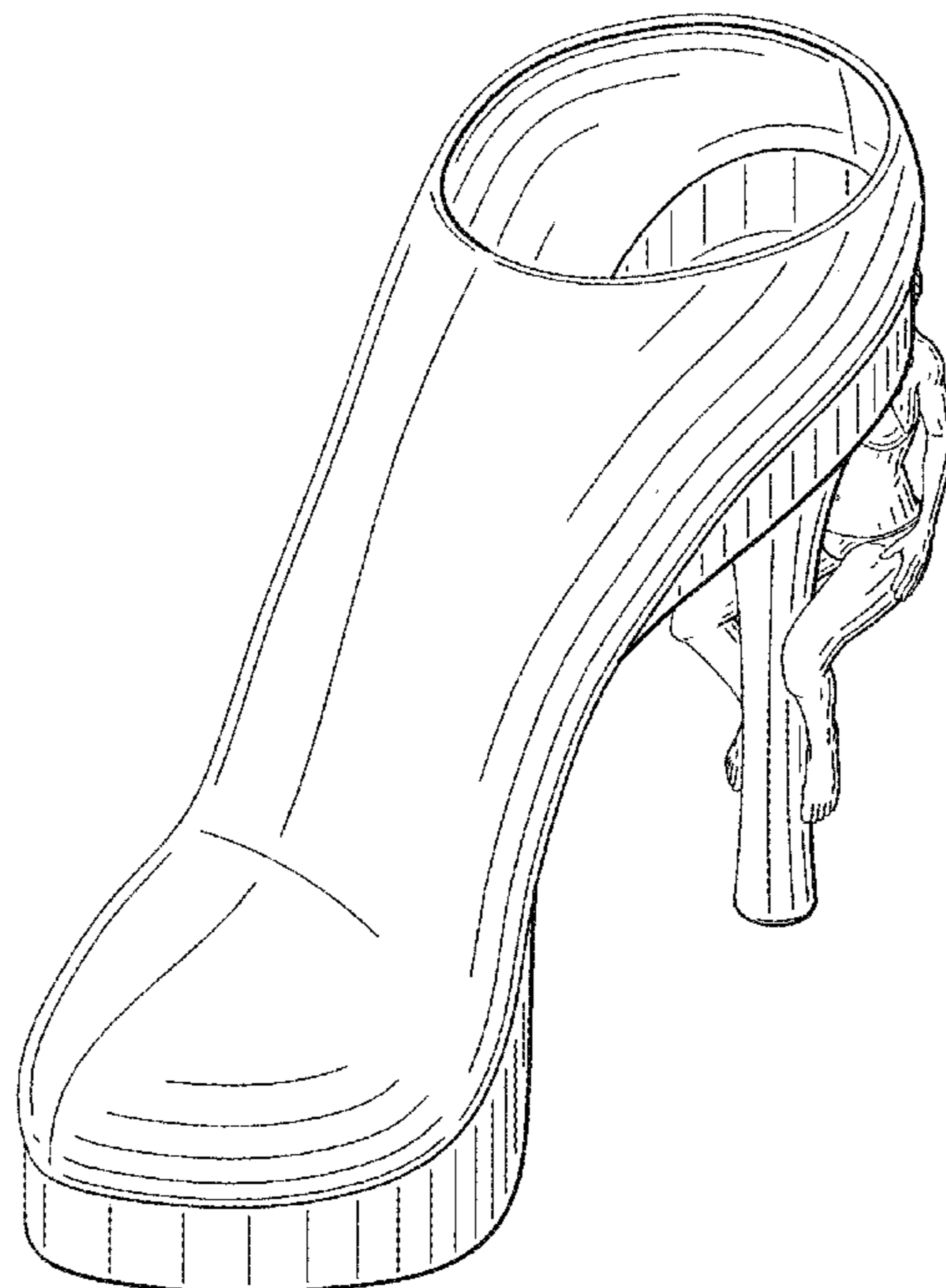




FIG. 1

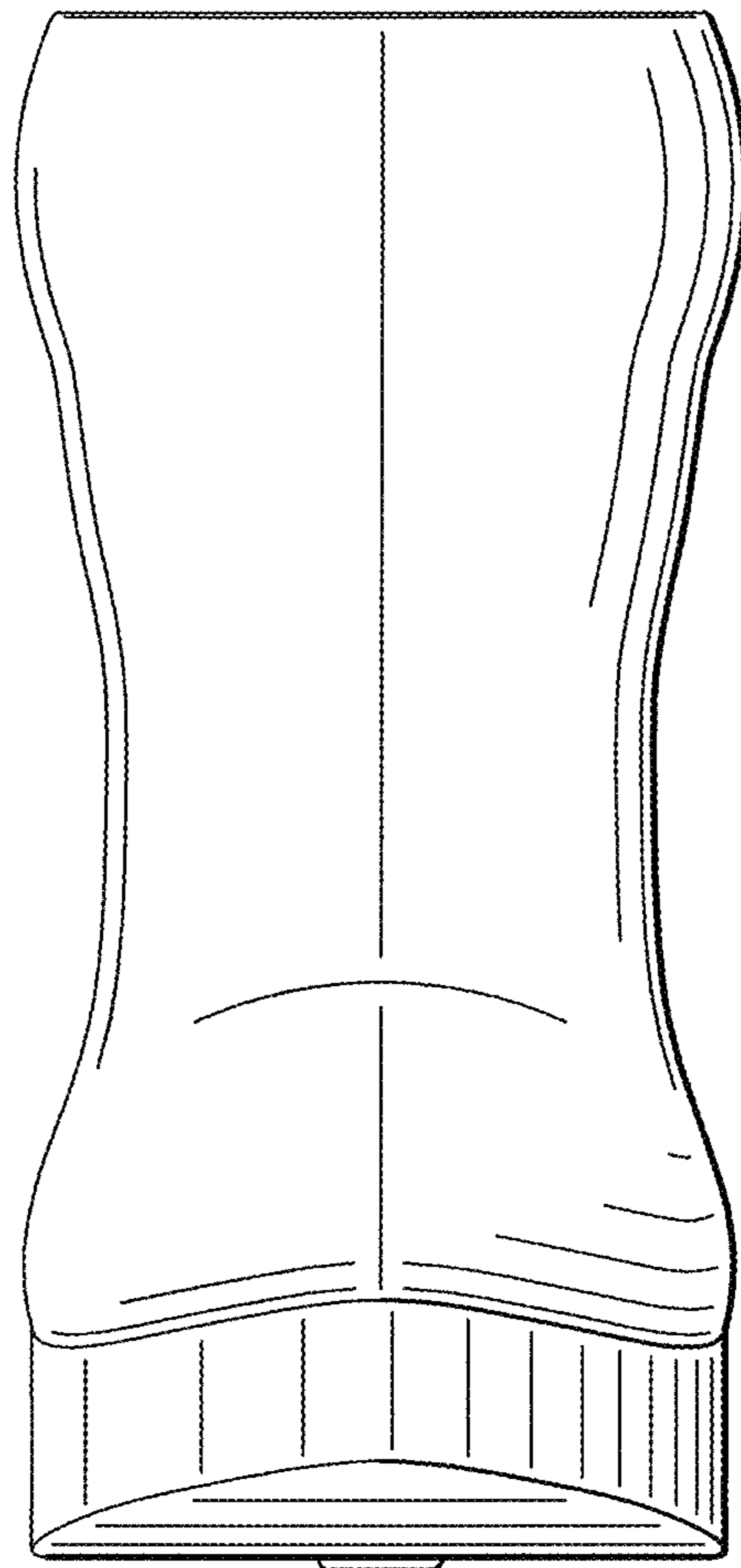


FIG. 2

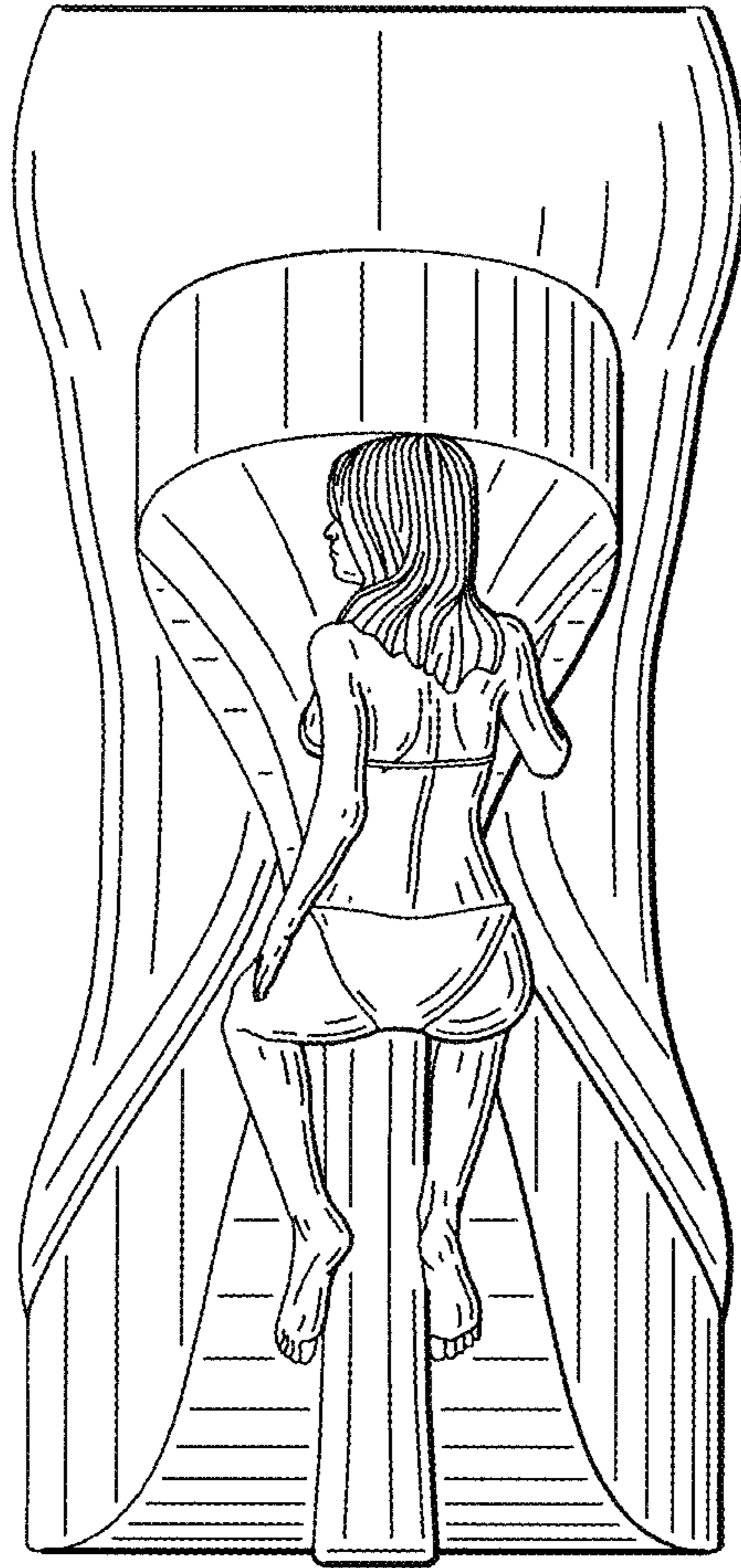


FIG. 3

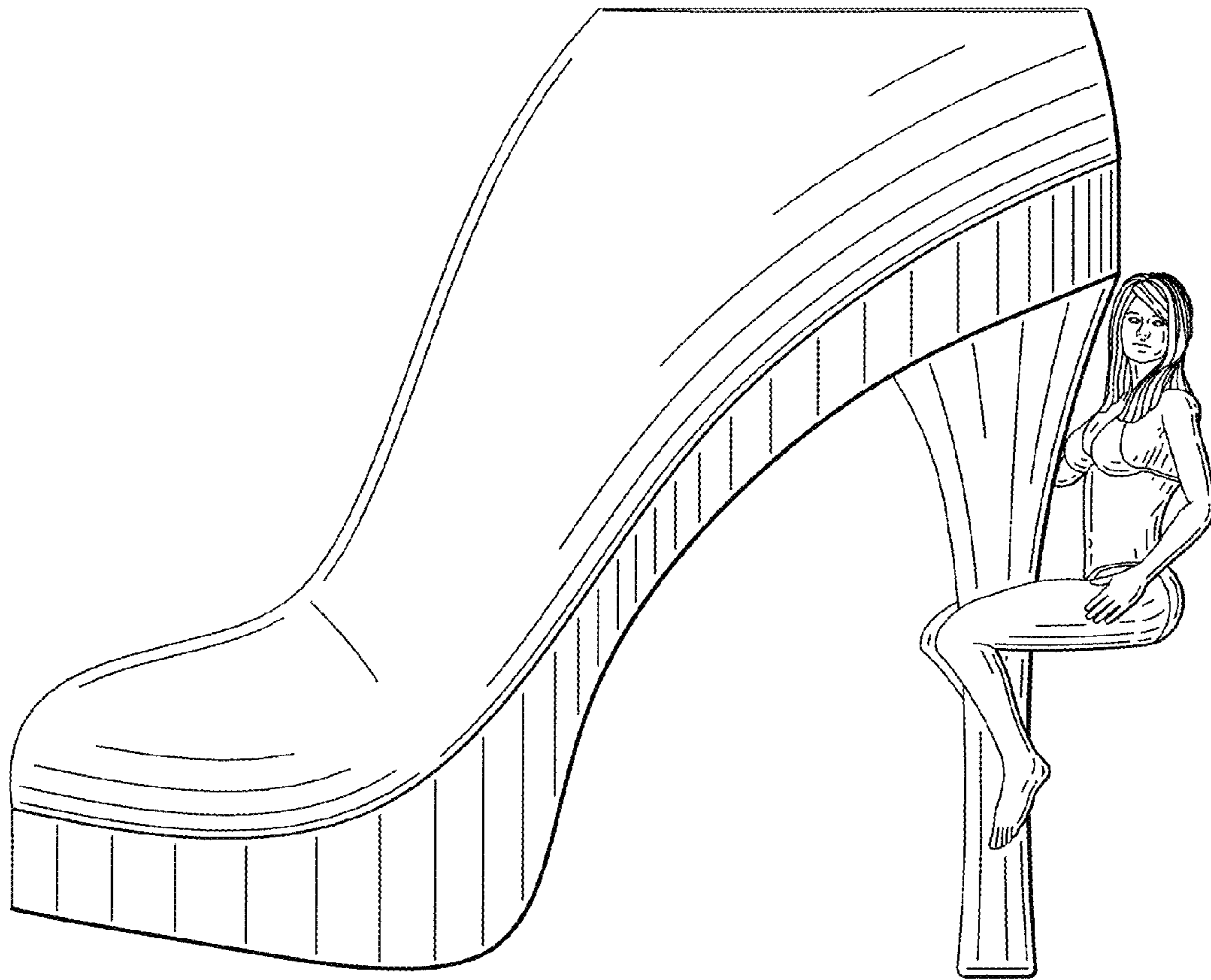


FIG. 4




FIG. 5

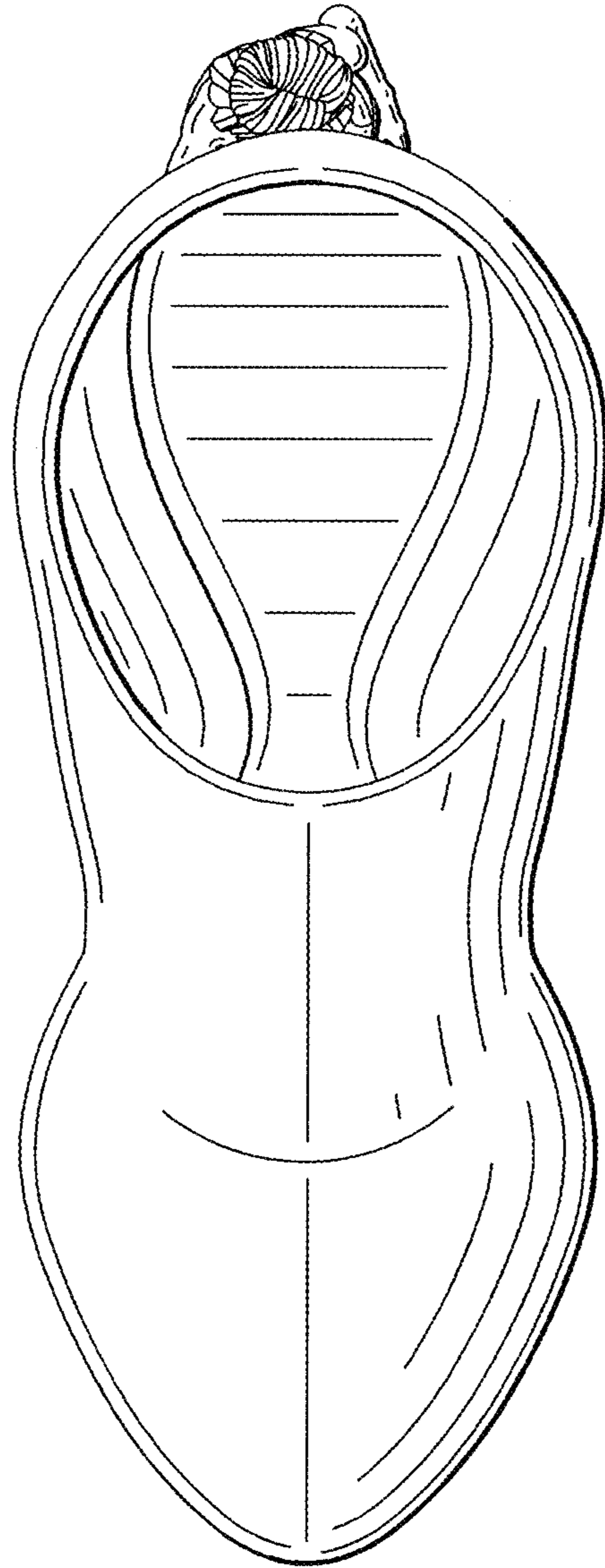


FIG. 6

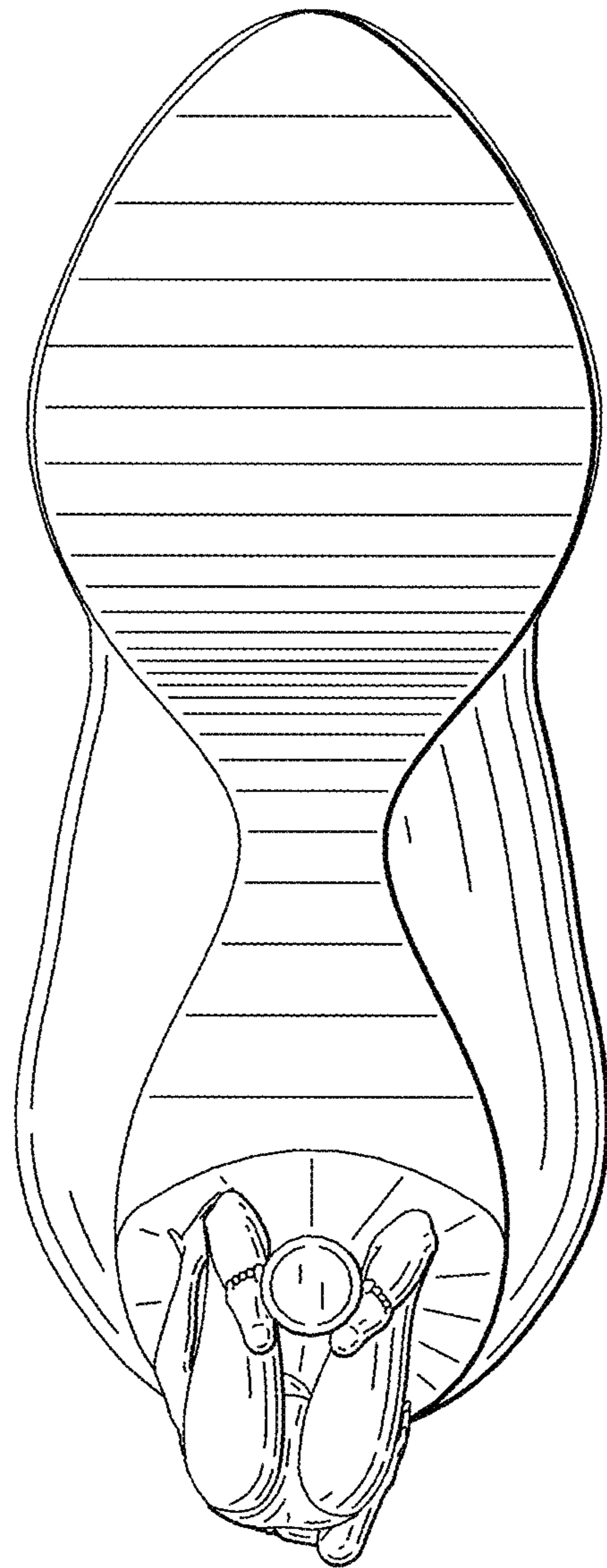


FIG. 7