



US00D758794S

(12) **United States Design Patent**
Barberi

(10) **Patent No.:** **US D758,794 S**
(45) **Date of Patent:** **** Jun. 14, 2016**

(54) **ELONGATED SIDE HANDLE FOR COOKWARE**

(71) Applicant: **Meyer Intellectual Properties Limited,**
Kowloon (HK)

(72) Inventor: **Philip D. Barberi,** San Ramon, CA (US)

(73) Assignee: **Meyer Intellectual Properties Limited,**
Kowloon (HK)

(**) Term: **14 Years**

(21) Appl. No.: **29/499,460**

(22) Filed: **Aug. 15, 2014**

(51) **LOC (10) Cl.** **07-02**

(52) **U.S. Cl.**
USPC **D7/395**

(58) **Field of Classification Search**
USPC D7/354-361, 393-395, 401.2, 664;
D8/107, 300, 303, 307, 313, 321;
D4/138, 129
CPC A47J 45/06; A47J 45/061; A47J 45/62;
A47J 45/08; A47J 45/085; A47J 45/071;
A47J 45/072; B65D 25/2802; B65D 25/2882;
B65D 25/2885; B65D 25/2888; B65D
25/2894; Y10S 220/912

See application file for complete search history.

(56) **References Cited**

U.S. PATENT DOCUMENTS

D630,053	S	*	1/2011	Josancy	D7/395
D630,056	S	*	1/2011	Rae	D7/395
D682,026	S	*	5/2013	Rae	D7/395
D687,261	S	*	8/2013	Rae	D7/395
D687,674	S	*	8/2013	Rae	D7/395
D713,677	S	*	9/2014	Rae	D7/395
D713,679	S	*	9/2014	Rae	D7/395
D740,604	S	*	10/2015	Barberi	D7/395

* cited by examiner

Primary Examiner — Cynthia M Chin

(74) *Attorney, Agent, or Firm* — Akerman LLP

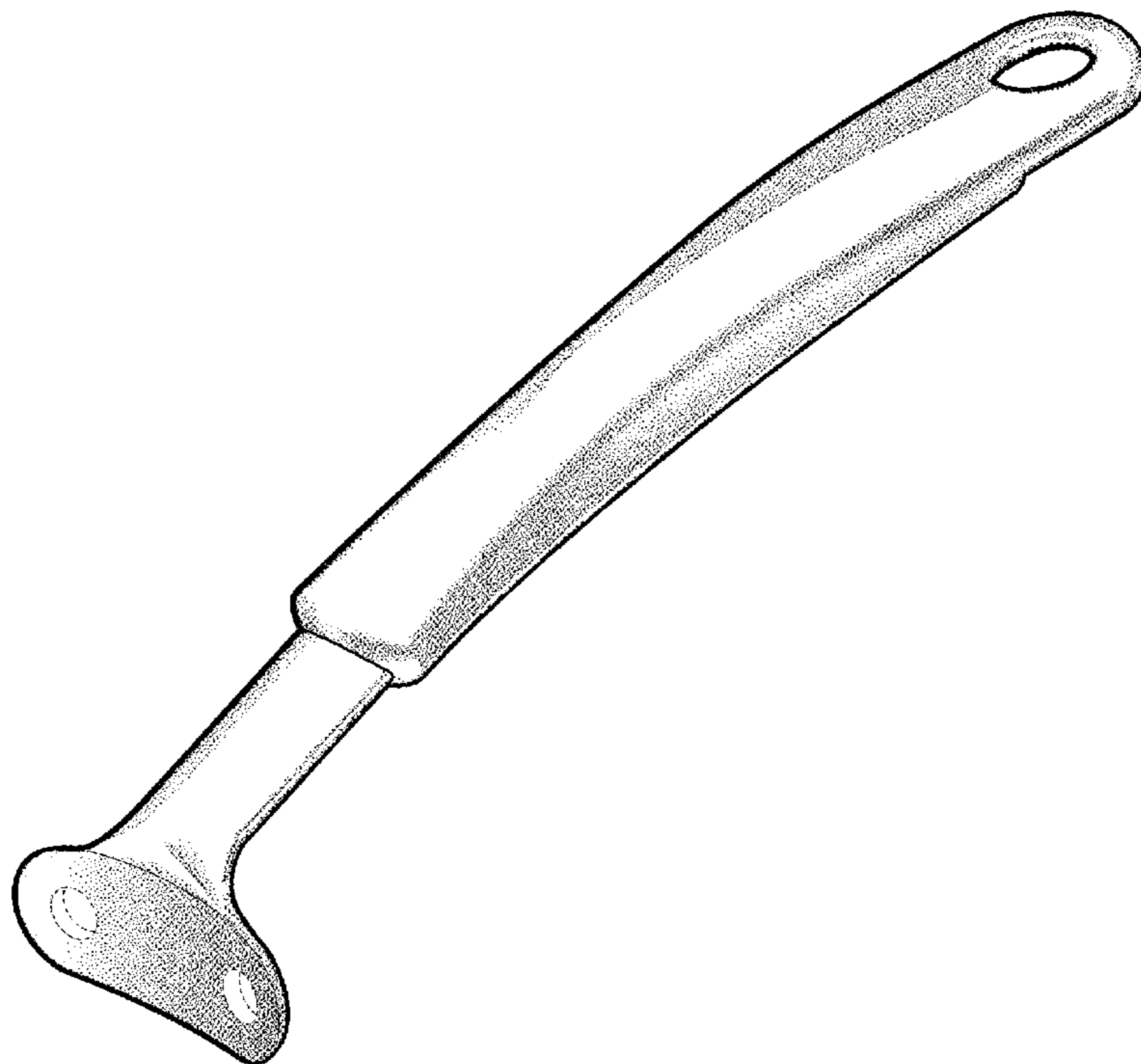
(57) **CLAIM**

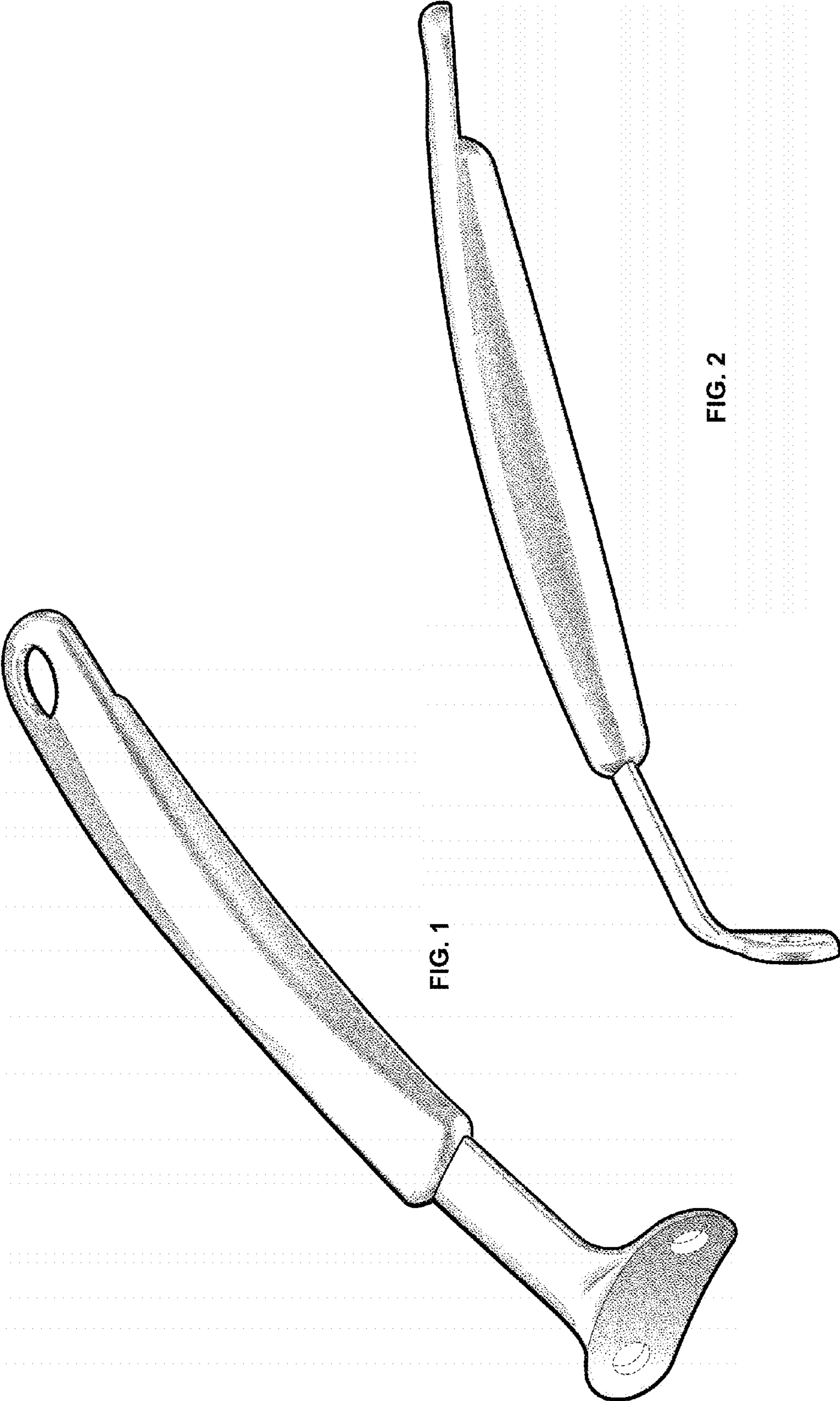
The ornamental design for an elongated side handle for cookware, as shown and described.

DESCRIPTION

FIG. 1 is a perspective view of the elongated side handle for cookware showing my new design; FIG. 2 is a right side elevation view thereof; the left side elevation view being the mirror image thereof; FIG. 3 is a top plan view thereof; FIG. 4 is a bottom plan view thereof; FIG. 5 is a front elevation view thereof; and, FIG. 6 is a rear elevation view thereof. The broken lines in FIGS. 1, 2, 5 & 6 are for illustrative purposes only, depicting the environment of the new design, forming no part thereof as claimed.

1 Claim, 3 Drawing Sheets





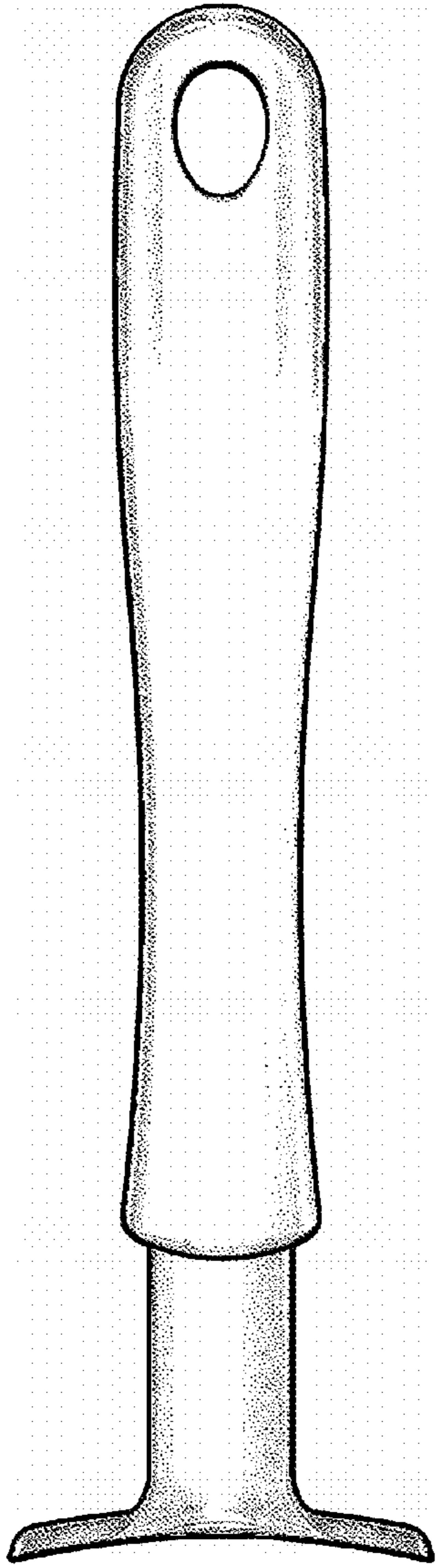


FIG. 3

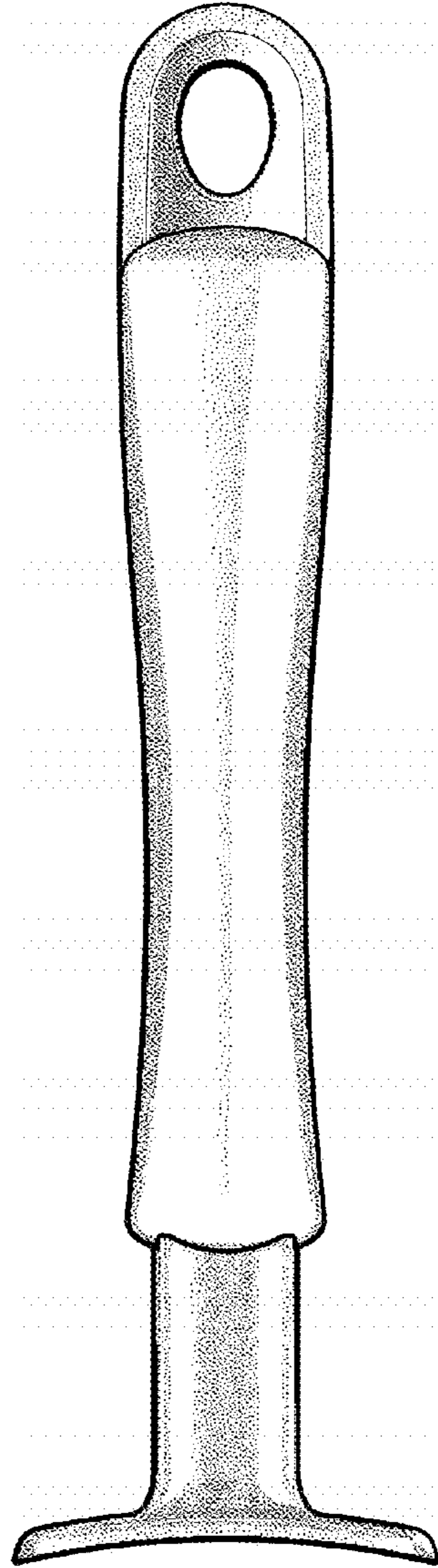


FIG. 4

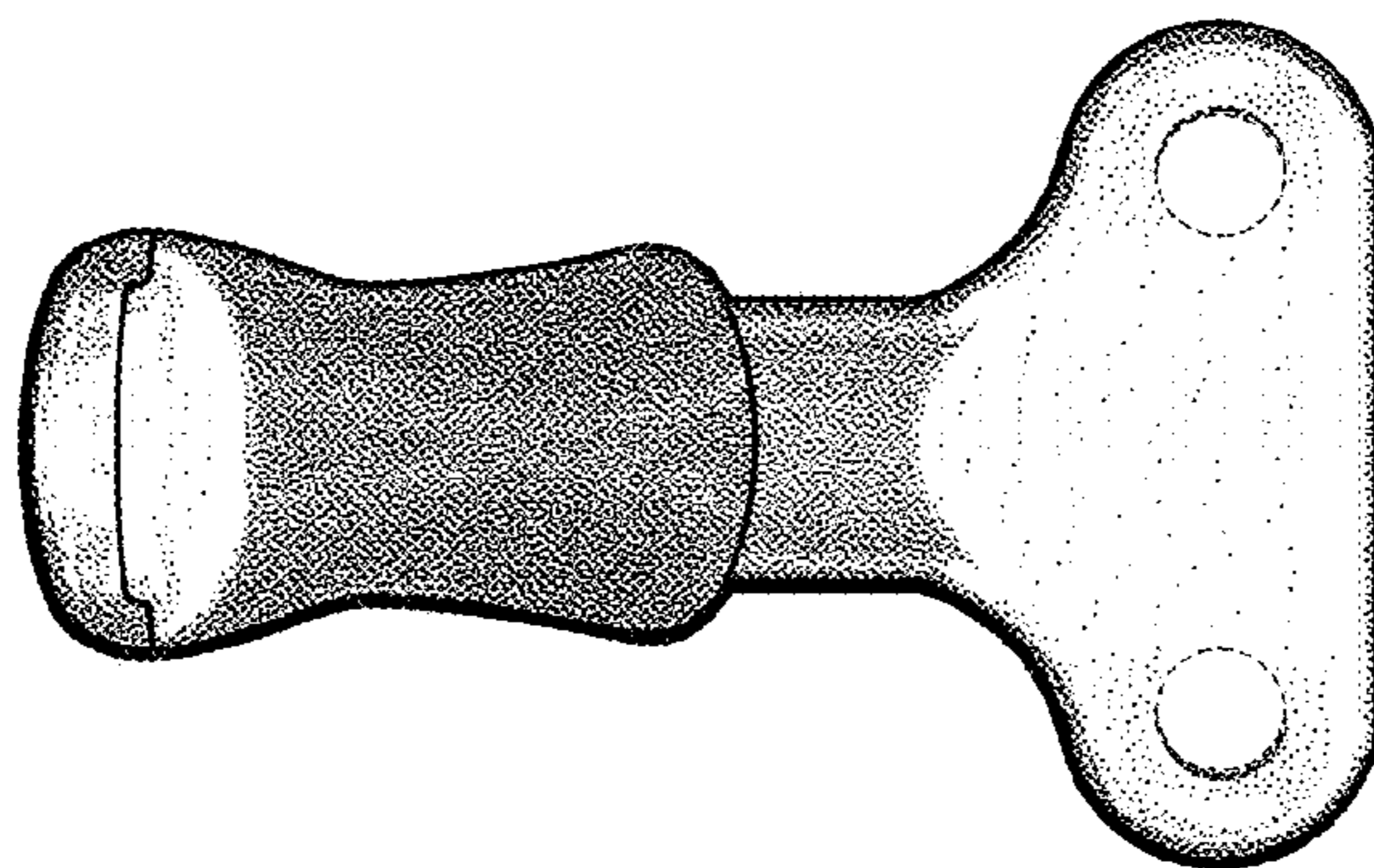


FIG. 6

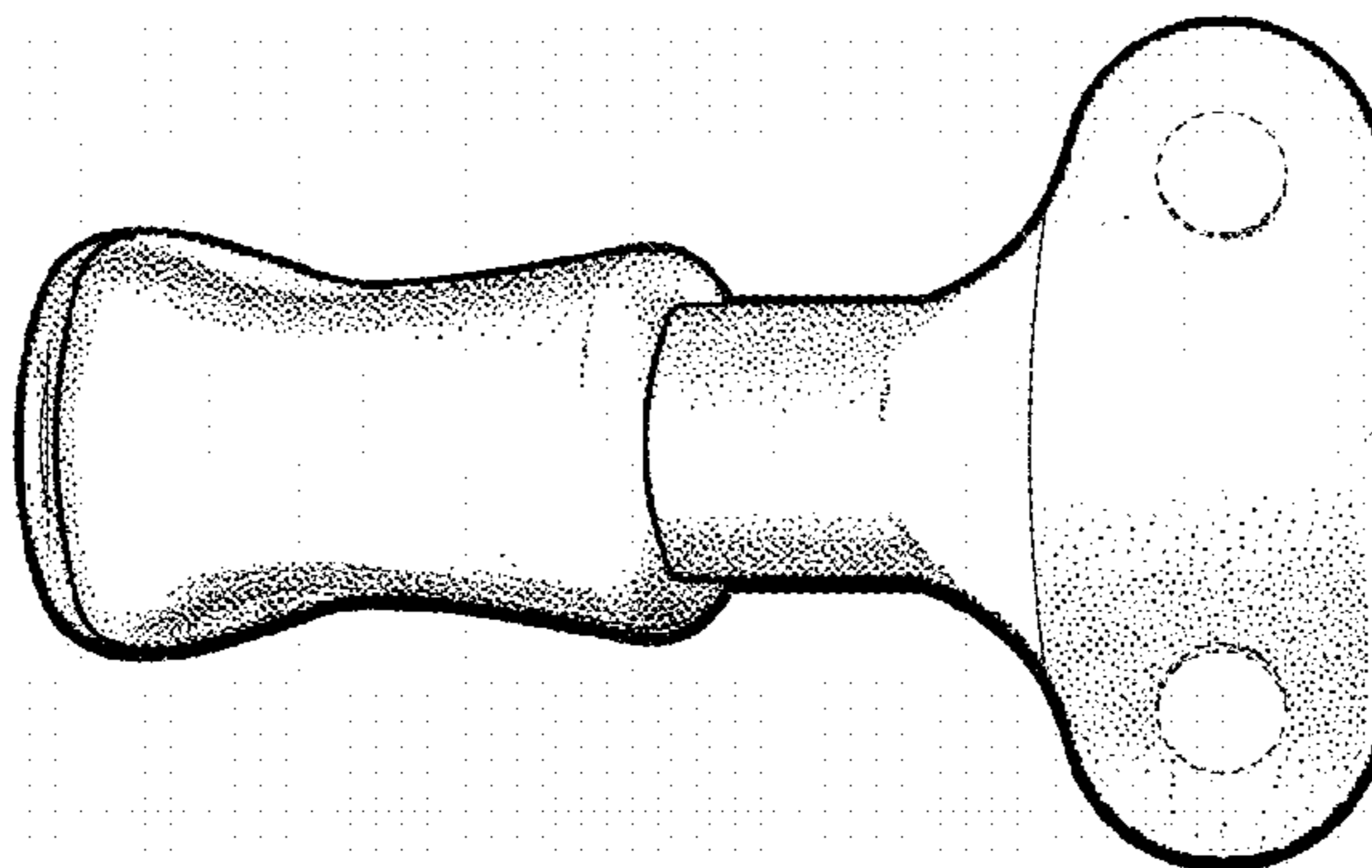


FIG. 5