



US00D758769S

(12) **United States Design Patent**  
**Terpening et al.**

(10) **Patent No.:** **US D758,769 S**  
(45) **Date of Patent:** **\*\* Jun. 14, 2016**

- (54) **COMBINED INSTRUMENT AND MUSIC STAND**
- (71) Applicants: **Kim Maria Terpening**, Roanoke Rapids, NC (US); **Arnold Finney**, Roanoke Rapids, NC (US)
- (72) Inventors: **Kim Maria Terpening**, Roanoke Rapids, NC (US); **Arnold Finney**, Roanoke Rapids, NC (US)
- (\*\*) Term: **14 Years**
- (21) Appl. No.: **29/461,263**
- (22) Filed: **Jul. 19, 2013**
- (51) **LOC (10) Cl.** ..... **06-06**
- (52) **U.S. Cl.**  
USPC ..... **D6/682**
- (58) **Field of Classification Search**  
USPC ..... D6/395-396, 429, 449, 450, 453-469, D6/675, 675.1-675.2, 700-701, 682; 211/1-2, 13.1, 44, 45, 72, 85.2, 85.6, 211/85.8, 85.14, 85.31, 86.01; D14/447; 248/166  
CPC . A47B 19/002; A47B 2019/004; A47B 19/02  
See application file for complete search history.

D388,262 S *	12/1997	Benting et al. ....	D6/701
D392,123 S	3/1998	Lynch	
D407,240 S	3/1999	Payne	
D408,653 S *	4/1999	Dotson et al. ....	D6/674
6,036,159 A	3/2000	Yu	
D444,000 S *	6/2001	Jackson .....	D6/700
6,433,265 B1 *	8/2002	McConville .....	84/327
6,540,182 B1	4/2003	Wilfer	
D493,301 S *	7/2004	Robertson .....	D6/707
D540,564 S *	4/2007	Tai .....	D6/701
7,258,320 B2 *	8/2007	Tai .....	248/460
7,394,006 B2	7/2008	Bordignon	
D644,450 S *	9/2011	Walter .....	D6/701
D675,039 S	1/2013	Foisy	
2013/0105644 A1 *	5/2013	Yu .....	248/125.7
2014/0117173 A1 *	5/2014	Liaw .....	248/125.8

\* cited by examiner

*Primary Examiner* — Kelley Donnelly

(74) *Attorney, Agent, or Firm* — QuickPatents, LLC; Kevin Prince

(57) **CLAIM**

We claim the ornamental design for a combined instrument and music stand, as shown and described.

**DESCRIPTION**

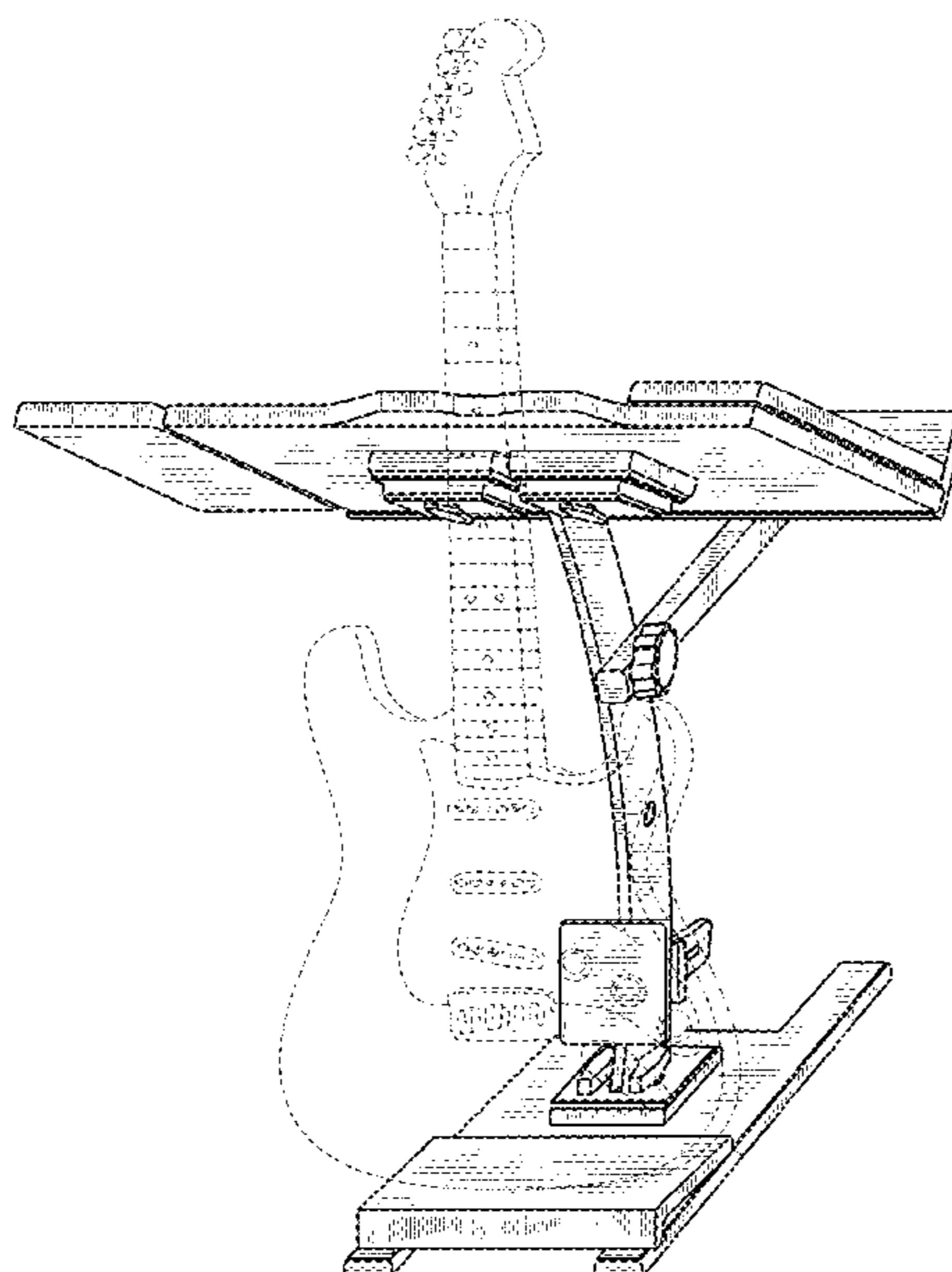
FIG. 1 is a perspective view of a combined instrument and music stand, showing our new design;  
 FIG. 2 is a front elevational view thereof;  
 FIG. 3 is a rear elevational view thereof;  
 FIG. 4 is a right-side elevational view thereof;  
 FIG. 5 is a left-side elevational view thereof;  
 FIG. 6 is a top plan view thereof; and,  
 FIG. 7 is a bottom plan view thereof.  
 The broken lines showing a musical instrument in FIG. 1 and certain features in FIGS. 6 and 7 depict environmental matter and form no part of the claimed design.

**1 Claim, 4 Drawing Sheets**

(56) **References Cited**

U.S. PATENT DOCUMENTS

3,737,137 A	6/1973	Sheehan	
4,205,818 A	6/1980	Lawler	
D261,707 S *	11/1981	Mears .....	D6/512
D265,873 S	8/1982	Smith	
D329,342 S	9/1992	Schoenig	
5,165,631 A *	11/1992	Norsworthy .....	248/121
D343,517 S *	1/1994	Marchetti .....	D3/204
D365,223 S *	12/1995	Pryor .....	D6/700



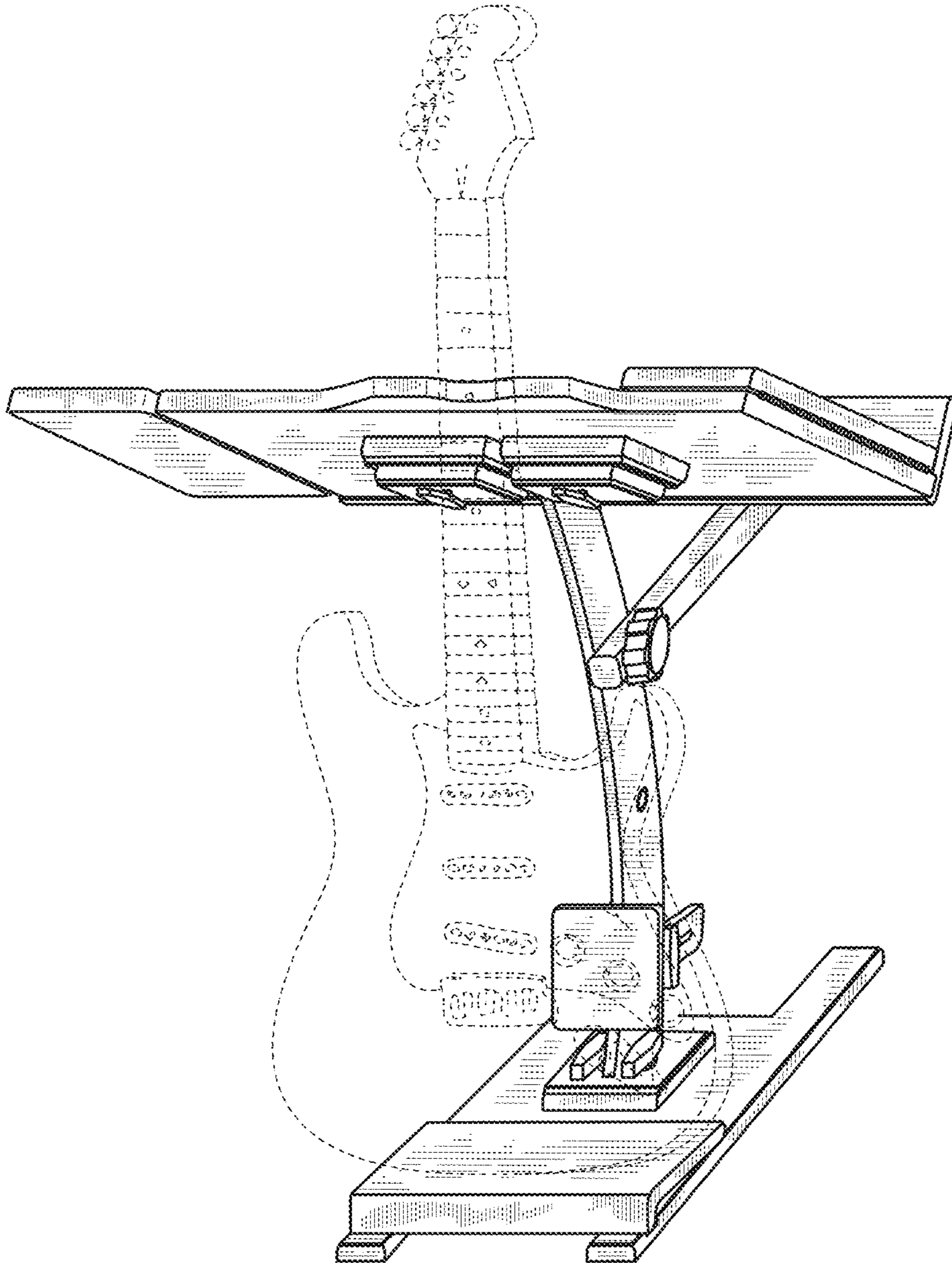


FIG. 1

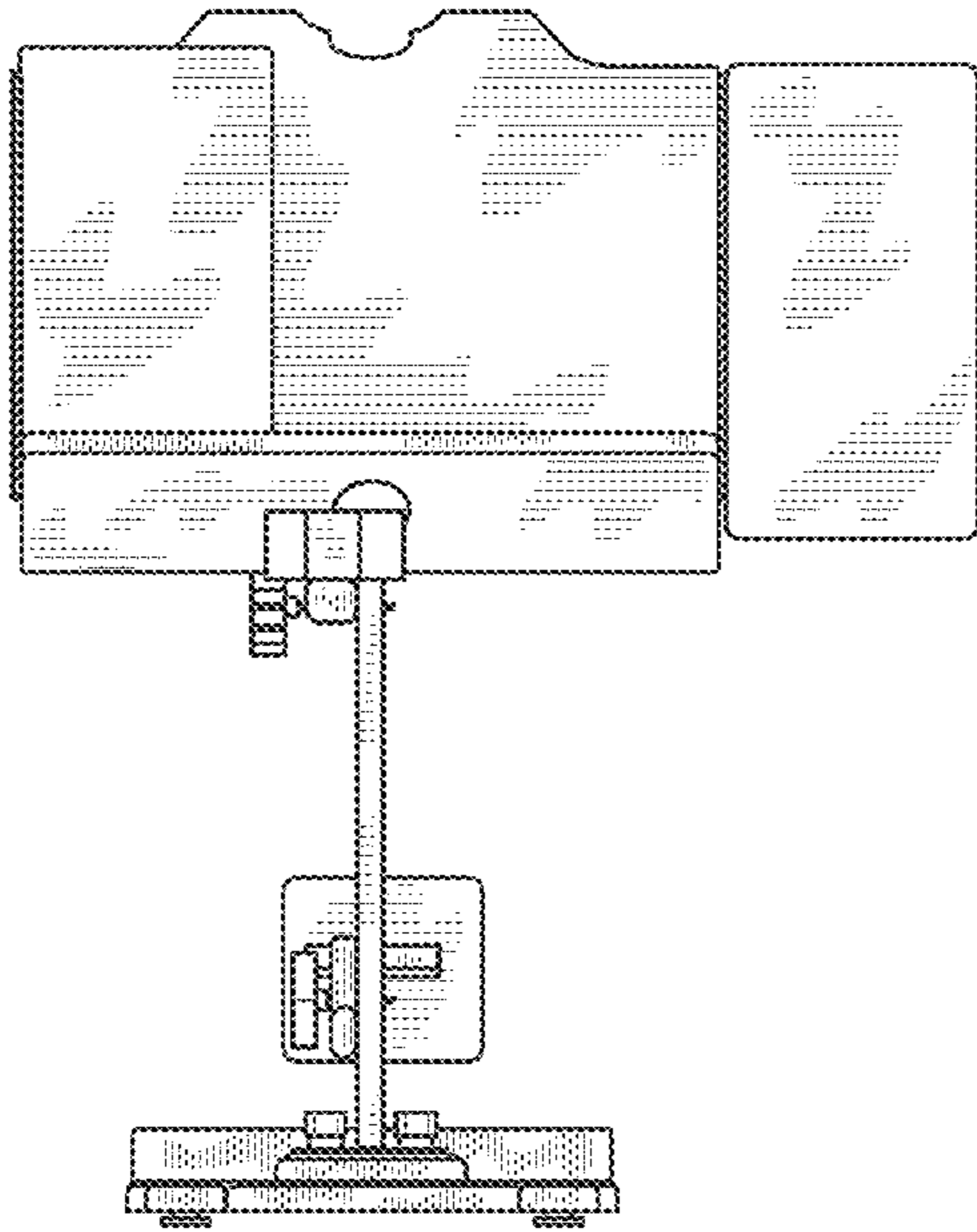


FIG. 2

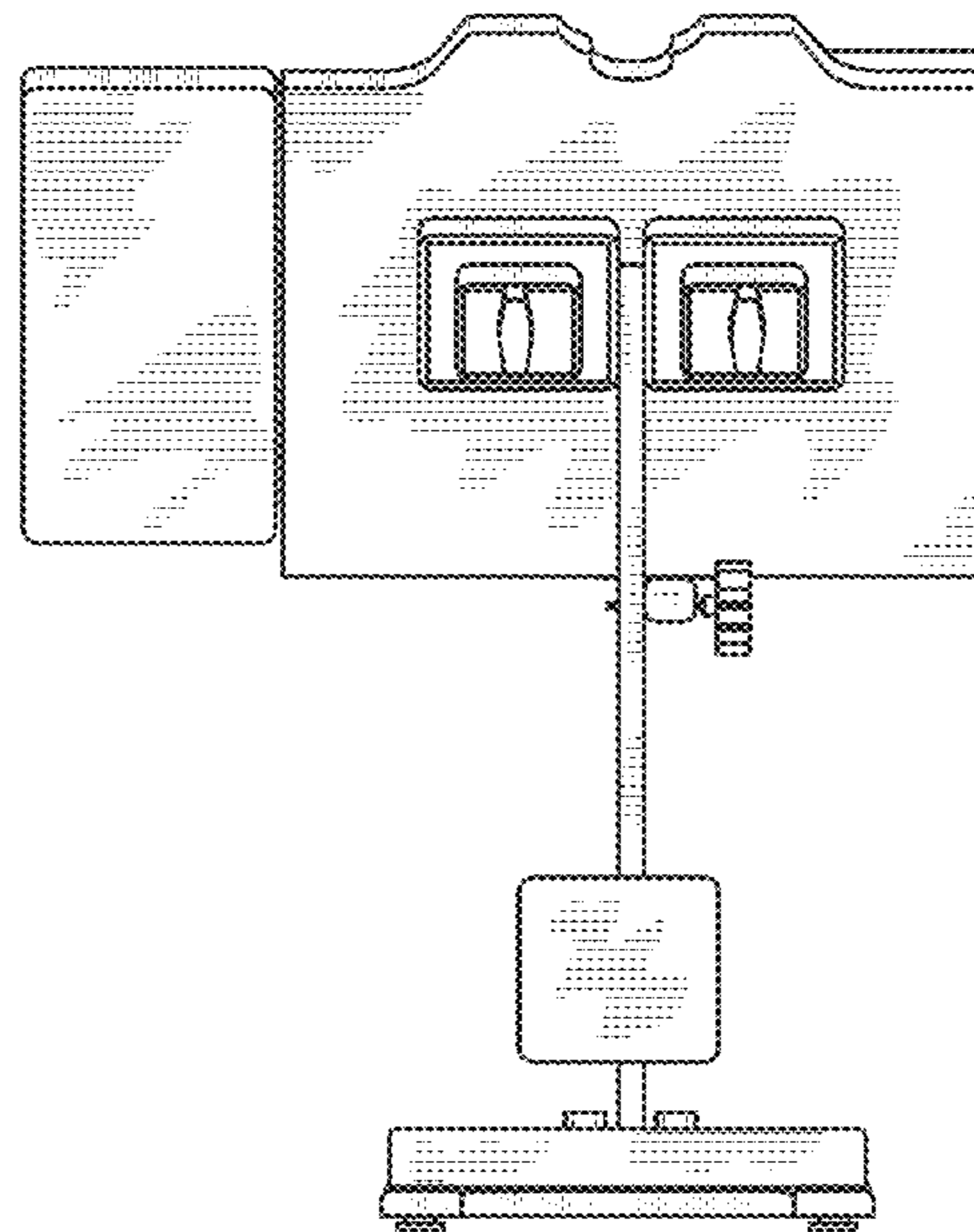


FIG. 3

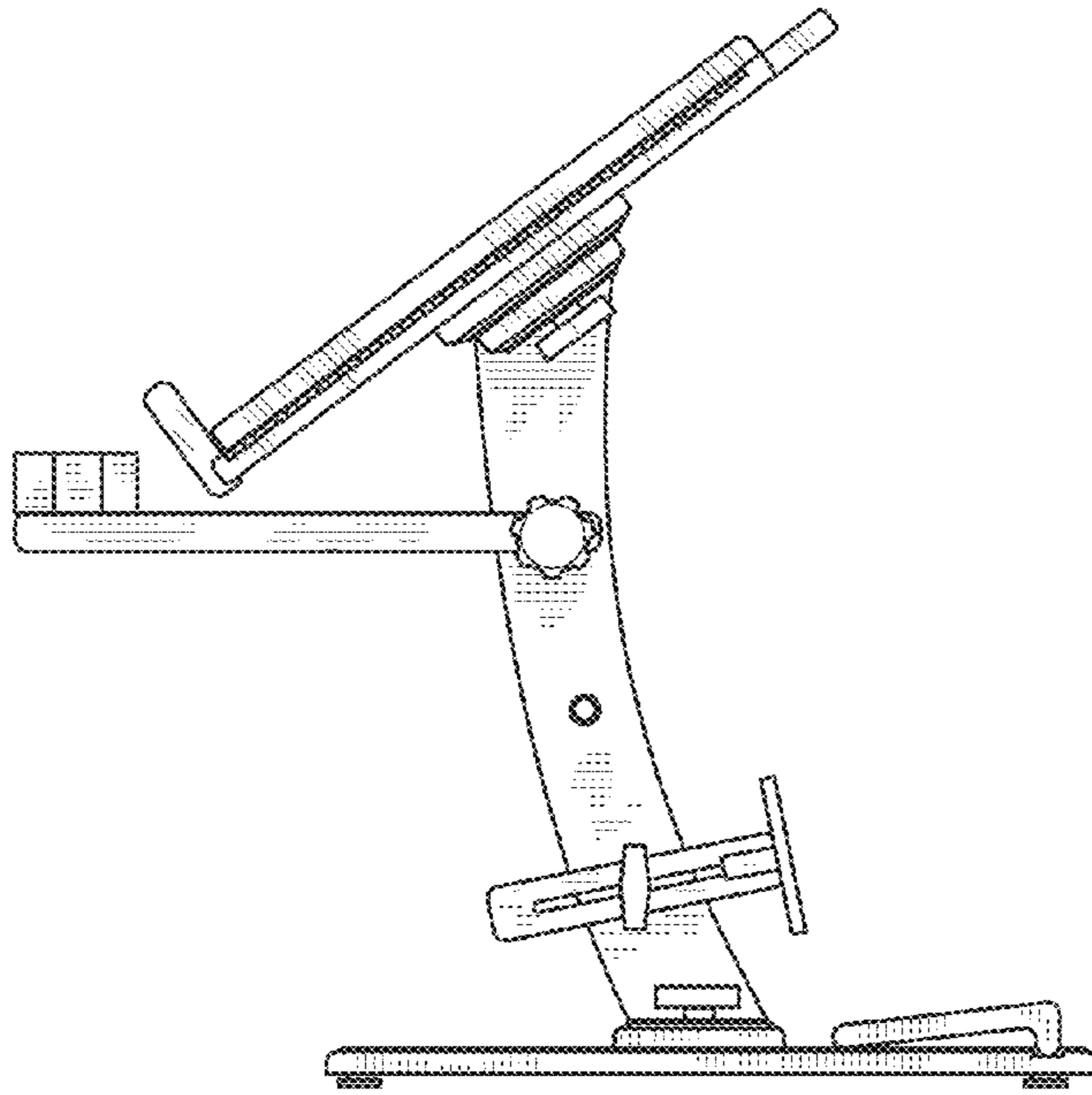


FIG. 4

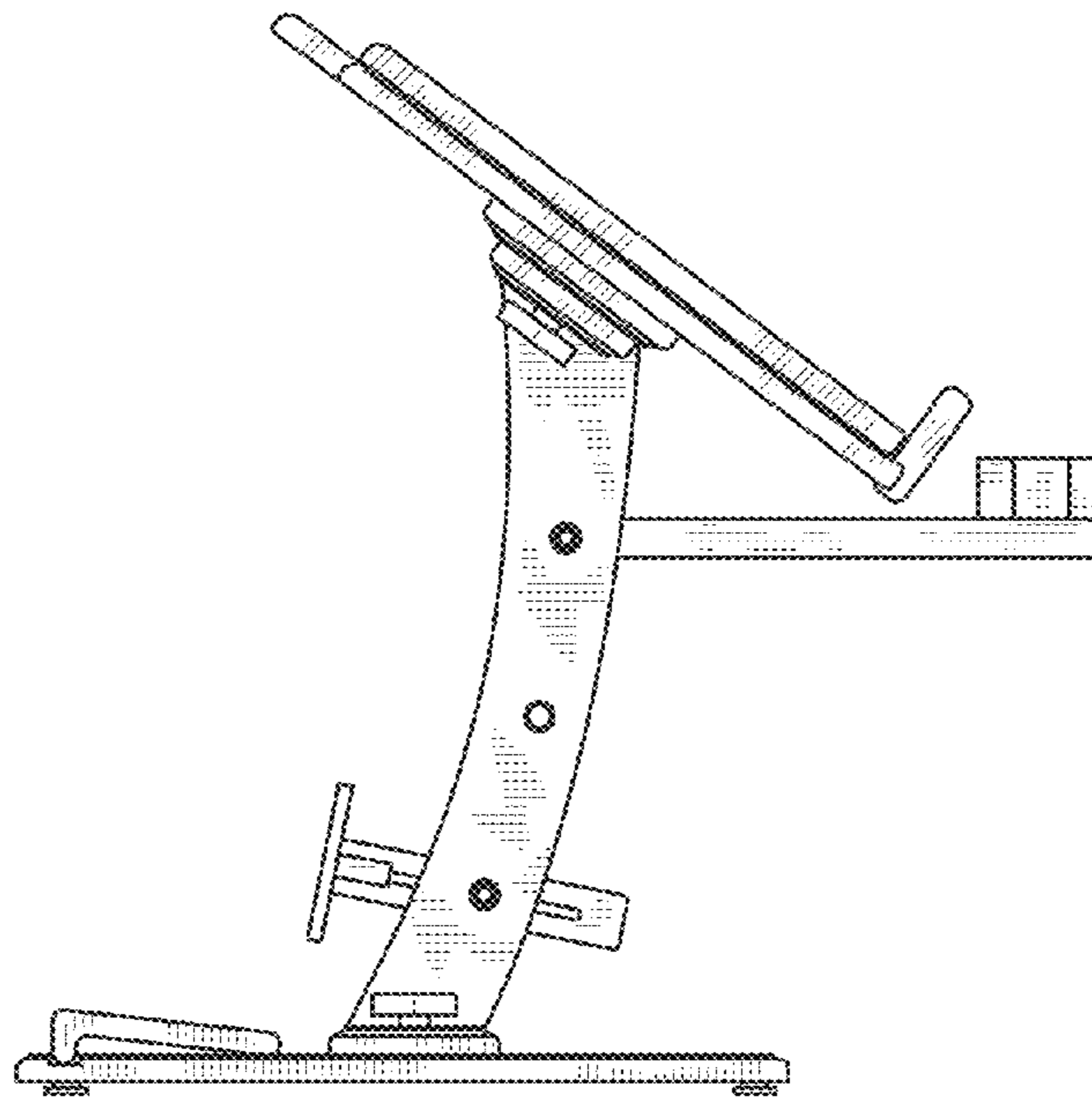


FIG. 5

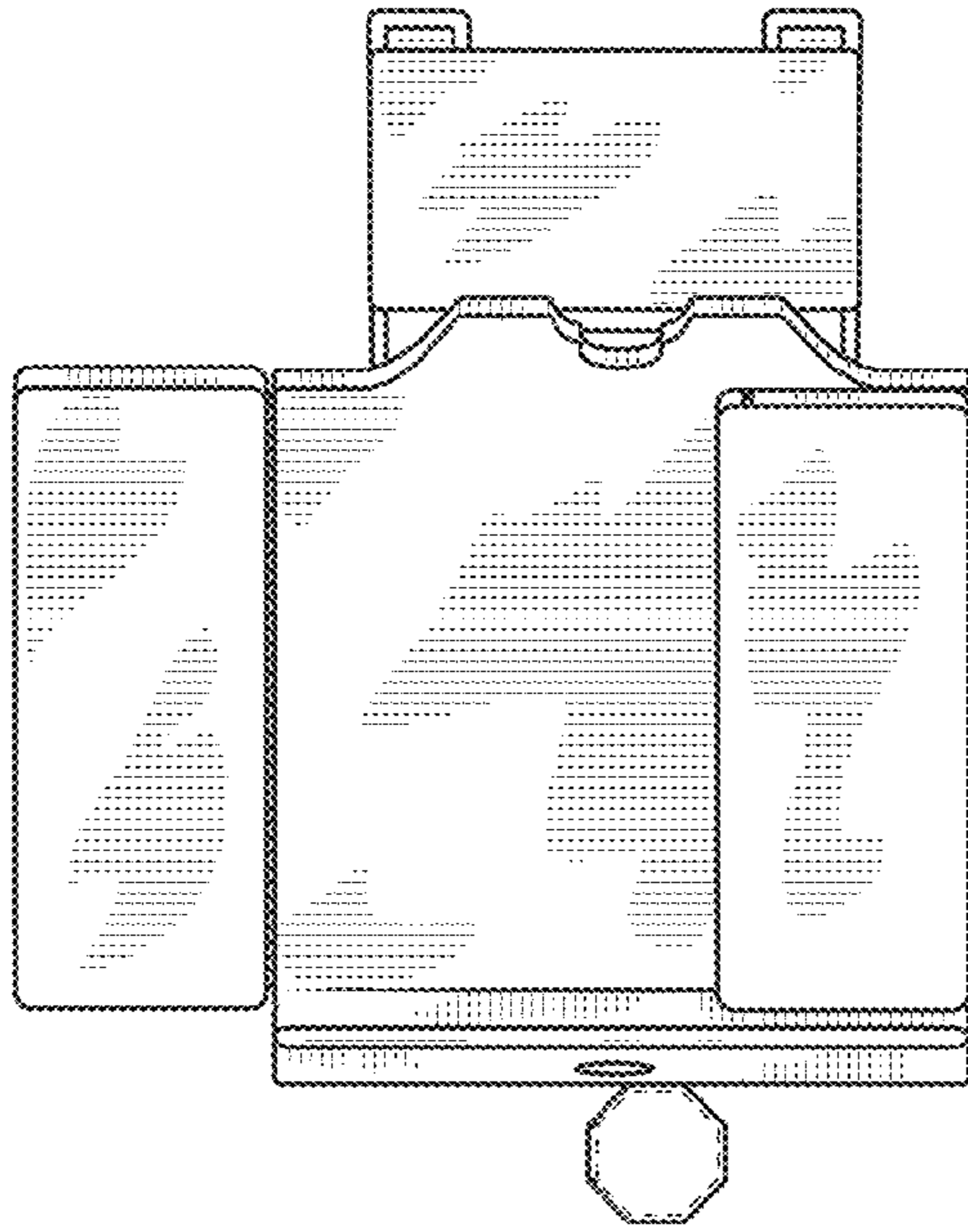


FIG. 6

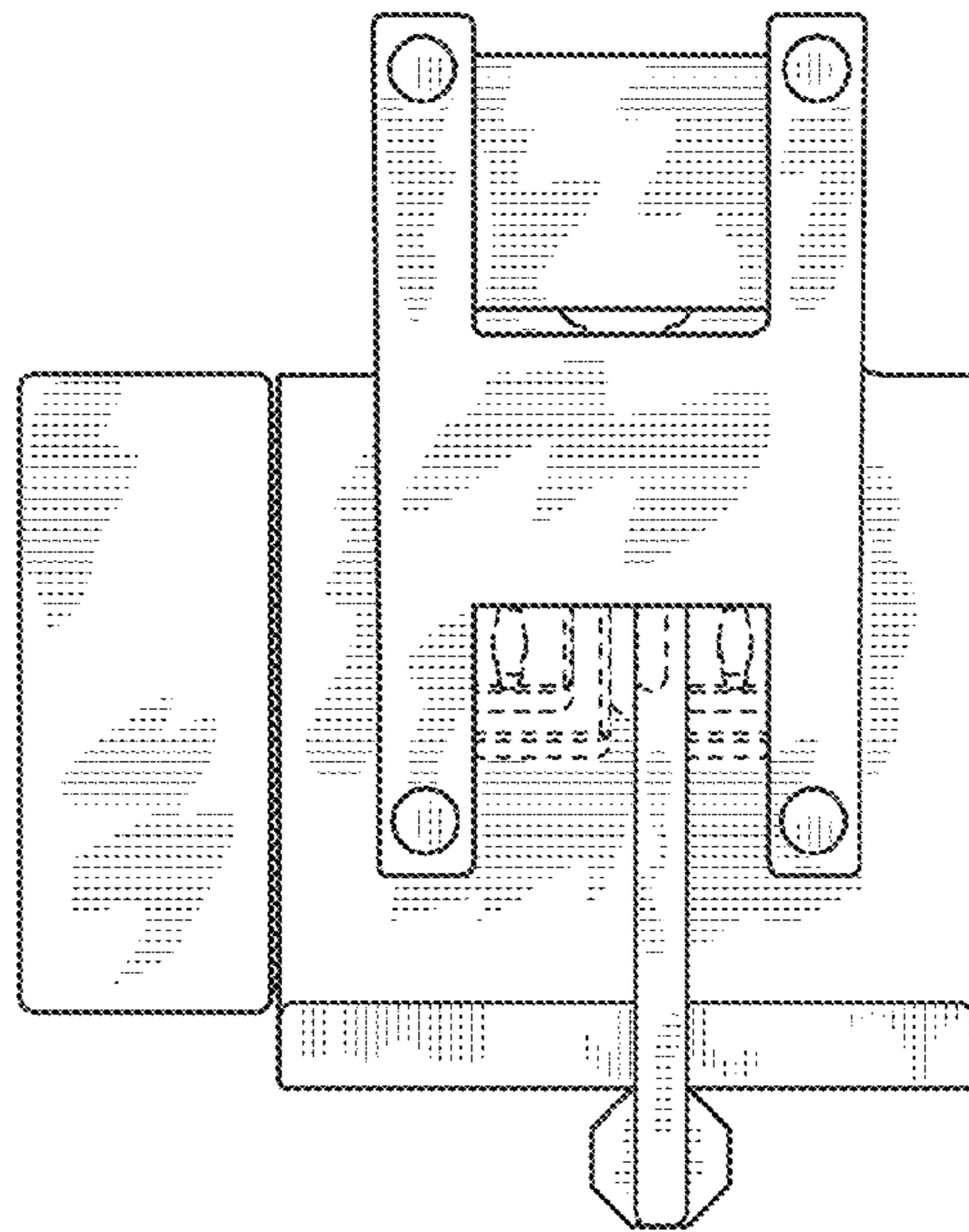


FIG. 7