



US00D758765S

(12) **United States Design Patent**
Barho

(10) **Patent No.:** **US D758,765 S**
(45) **Date of Patent:** **** Jun. 14, 2016**

(54) **DISPLAY CABINET**

(56) **References Cited**

(71) Applicant: **STAEDTLER Mars GmbH & Co. KG,**
Nürnberg (DE)

(72) Inventor: **Matthias Barho,** Heilbronn (DE)

(73) Assignee: **STAEDTLER MARS GMBH & CO.**
KG, Nürnberg (DE)

(**) Term: **15 Years**

(21) Appl. No.: **29/533,641**

(22) Filed: **Jul. 20, 2015**

U.S. PATENT DOCUMENTS

D112,970 S *	1/1939	Voorhees, Jr.	D6/691.8
2,566,954 A *	9/1951	Murray	A47B 83/045
			108/33
D166,620 S *	4/1952	Petrone	D6/686
D218,325 S *	8/1970	Sherman	D6/664
D225,815 S *	1/1973	Torrey	D6/675.1
D458,048 S *	6/2002	Camfferman	D6/662.1
7,040,724 B2 *	5/2006	Kelley	A47B 81/06
			312/205
D553,387 S *	10/2007	Soressi	D6/662
D602,709 S *	10/2009	Williams	D6/657
D611,735 S *	3/2010	Stukenberg	D6/691.8
D694,558 S *	12/2013	Denby	D6/675.1
D696,534 S *	12/2013	Fiori	D6/661
D743,719 S *	11/2015	Barho	D6/661

* cited by examiner

Related U.S. Application Data

(62) Division of application No. 29/477,364, filed on Dec. 20, 2013, now Pat. No. Des. 743,719.

Primary Examiner — Ricky Pham

(74) *Attorney, Agent, or Firm* — Lucas & Mercanti, LLP;
Klaus P. Stoffel

(30) **Foreign Application Priority Data**

Jul. 1, 2013	(EM)	002 265 801-0001
Jul. 1, 2013	(EM)	002 265 801-0002
Jul. 1, 2013	(EM)	002 265 801-0003

(57) **CLAIM**

The ornamental design for a display cabinet, as shown and described.

(51) **LOC (10) Cl.** **06-04**

(52) **U.S. Cl.**
USPC **D6/660**

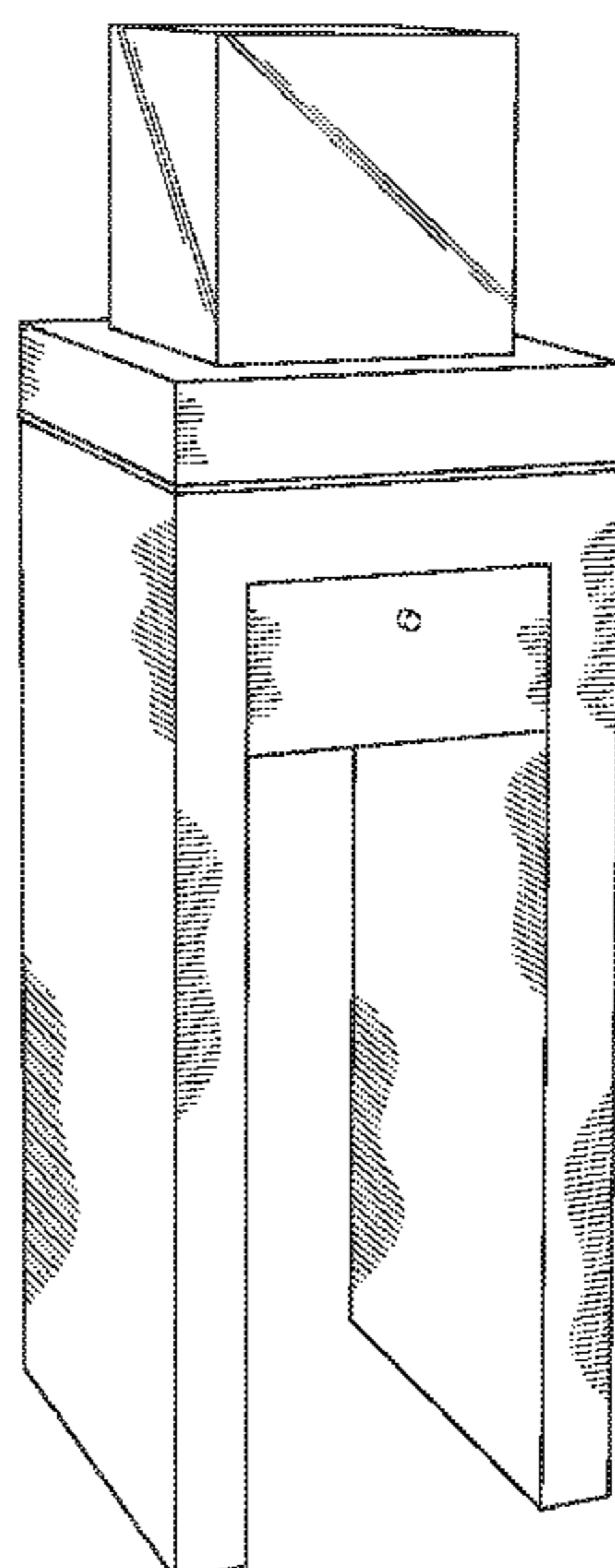
DESCRIPTION

(58) **Field of Classification Search**
USPC D6/653.1, 657, 660-661, 662-662.1,
D6/663, 664, 671, 671.1, 672, 675.1, 686,
D6/691.8
CPC A47B 17/03; A47B 17/04; A47B 81/06;
A47B 83/045; A47F 3/00; A47F 3/005;
A47F 3/06

FIG. 1 is a perspective view of the display cabinet of the present invention;
FIG. 2 is top view thereof;
FIG. 3 is a front view thereof;
FIG. 4 is a rear view thereof;
FIG. 5 is a left side view thereof; and,
FIG. 6 is a right side view thereof.
Features indicated in broken lines do not form part of the claimed design.

See application file for complete search history.

1 Claim, 2 Drawing Sheets



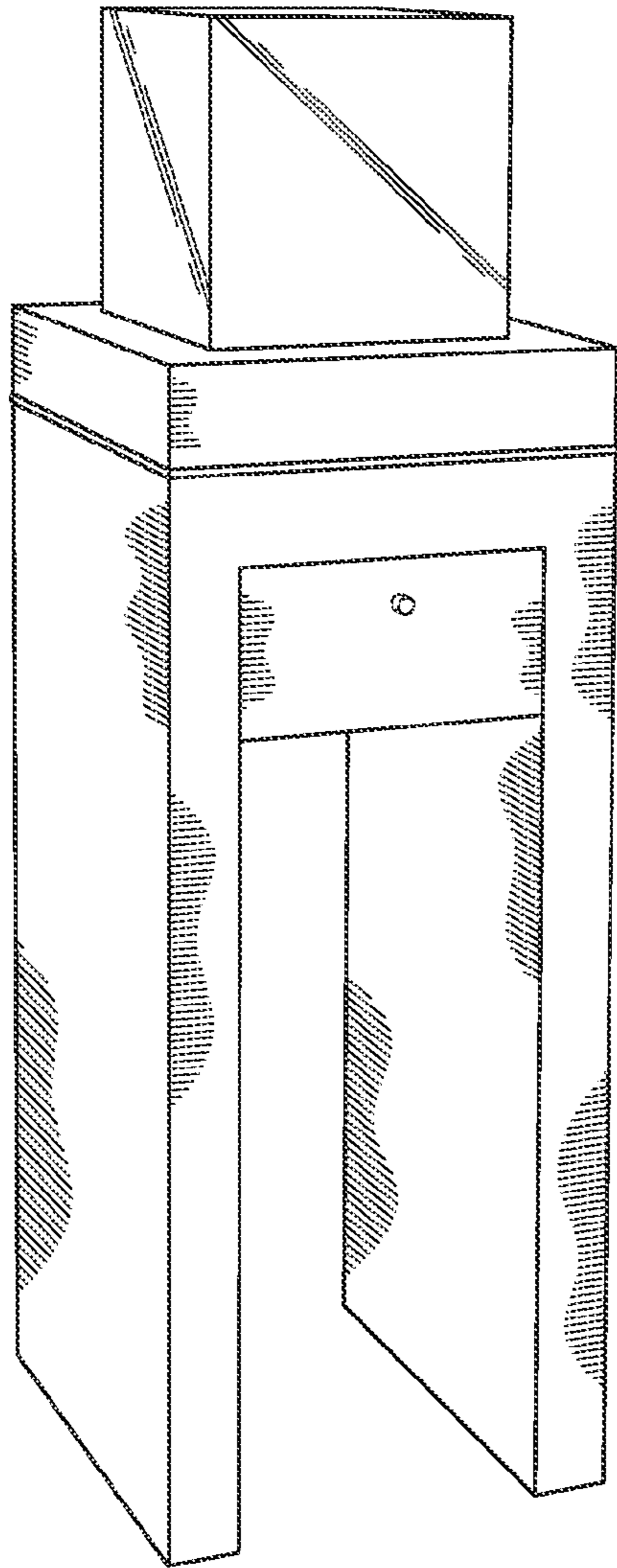


FIG. 1

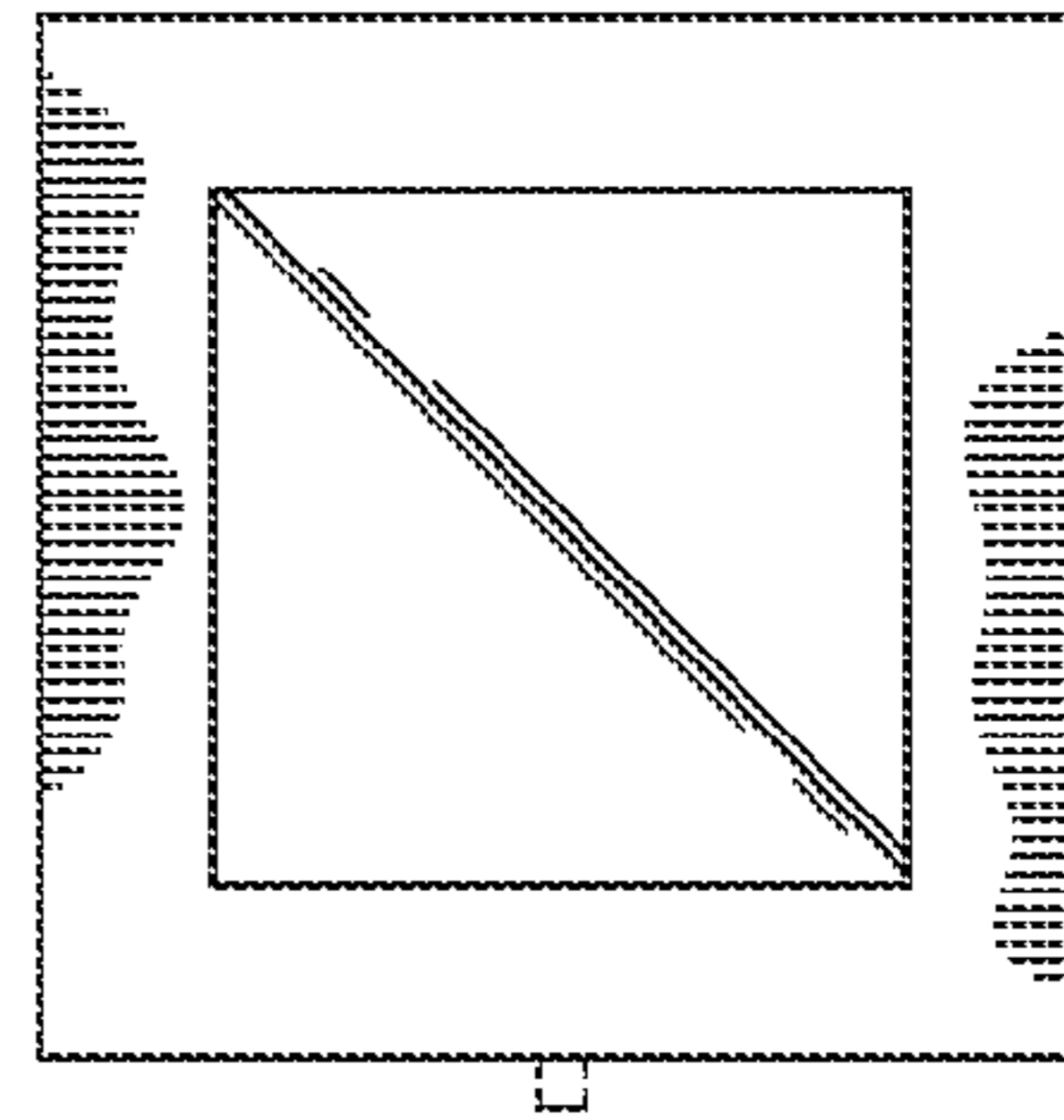


FIG. 2

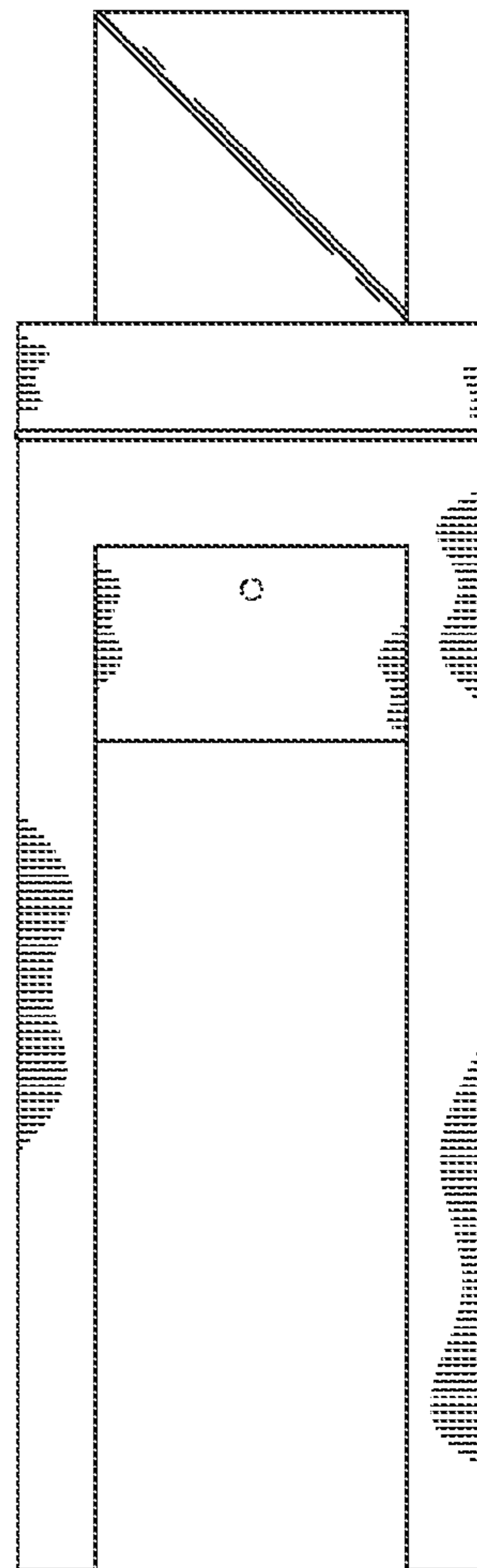


FIG. 3




FIG. 4




FIG. 5




FIG. 6