



US00D758761S

(12) **United States Design Patent**
Chang

(10) **Patent No.:** **US D758,761 S**
(45) **Date of Patent:** **** Jun. 14, 2016**

- (54) **MAT**
- (71) Applicant: **Kevin Chang**, Taichung (TW)
- (72) Inventor: **Kevin Chang**, Taichung (TW)
- (**) Term: **14 Years**
- (21) Appl. No.: **29/510,976**
- (22) Filed: **Dec. 4, 2014**
- (51) **LOC (10) Cl.** **06-11**
- (52) **U.S. Cl.**
USPC **D6/582**
- (58) **Field of Classification Search**
USPC D5/1, 2, 26, 41, 45, 47, 49, 54-56, 60,
D5/61, 63, 64; D6/582, 583, 585, 588,
D6/589, 591, 592, 613, 615, 617,
D6/619-621; D7/388, 550.1, 554.4, 560;
D12/203; D25/106, 143, 159; D32/57
CPC A47G 9/06; A47G 11/00; A47G 11/003;
A47G 27/02; A47G 27/0225; A47G 27/0237;
A47G 27/0243; A47G 27/025; A47G 27/0256;
A47G 27/0275; A47L 23/26; B60N 3/04;
B60N 3/044; B60N 3/048
See application file for complete search history.

- (56) **References Cited**
U.S. PATENT DOCUMENTS
34,001 A * 12/1861 Mayall 15/215
312,965 A * 2/1885 Bullivant 245/9
D23,082 S * 2/1894 Jocabas D25/106
663,351 A * 12/1900 Mauser 52/663
D34,611 S * 6/1901 Rettenmeyer D5/54
D40,388 S * 12/1909 Lightbody D5/54
1,243,709 A * 10/1917 Cavanaugh 428/52
2,032,114 A * 2/1936 Clements et al. 428/172
D122,078 S * 8/1940 Berger D5/49
D123,909 S * 12/1940 Luby D9/456
2,390,983 A * 12/1945 Bixby 209/392

- 2,466,502 A * 4/1949 Stiller 248/346.11
- D158,550 S * 5/1950 Breneman D6/585
- D187,464 S * 3/1960 Stone D5/1
- D191,901 S * 12/1961 Breneman D6/585
- D233,832 S * 12/1974 Becker D25/156
- D238,538 S * 1/1976 Smith D6/582
- 4,491,556 A * 1/1985 Fujii et al. 264/243
- 4,807,412 A * 2/1989 Frederiksen 52/177
- 5,154,961 A * 10/1992 Reuben 428/82
- D343,087 S * 1/1994 Kaiser D6/583
- D404,236 S * 1/1999 Bergwall et al. D6/582
- 5,863,637 A * 1/1999 Månsson et al. 428/156
- D411,703 S * 6/1999 France D6/583
- D414,973 S * 10/1999 Craft et al. D6/583
- 6,589,631 B1 * 7/2003 Suzuki et al. 428/172
- D713,654 S * 9/2014 Robbins et al. D6/582

(Continued)

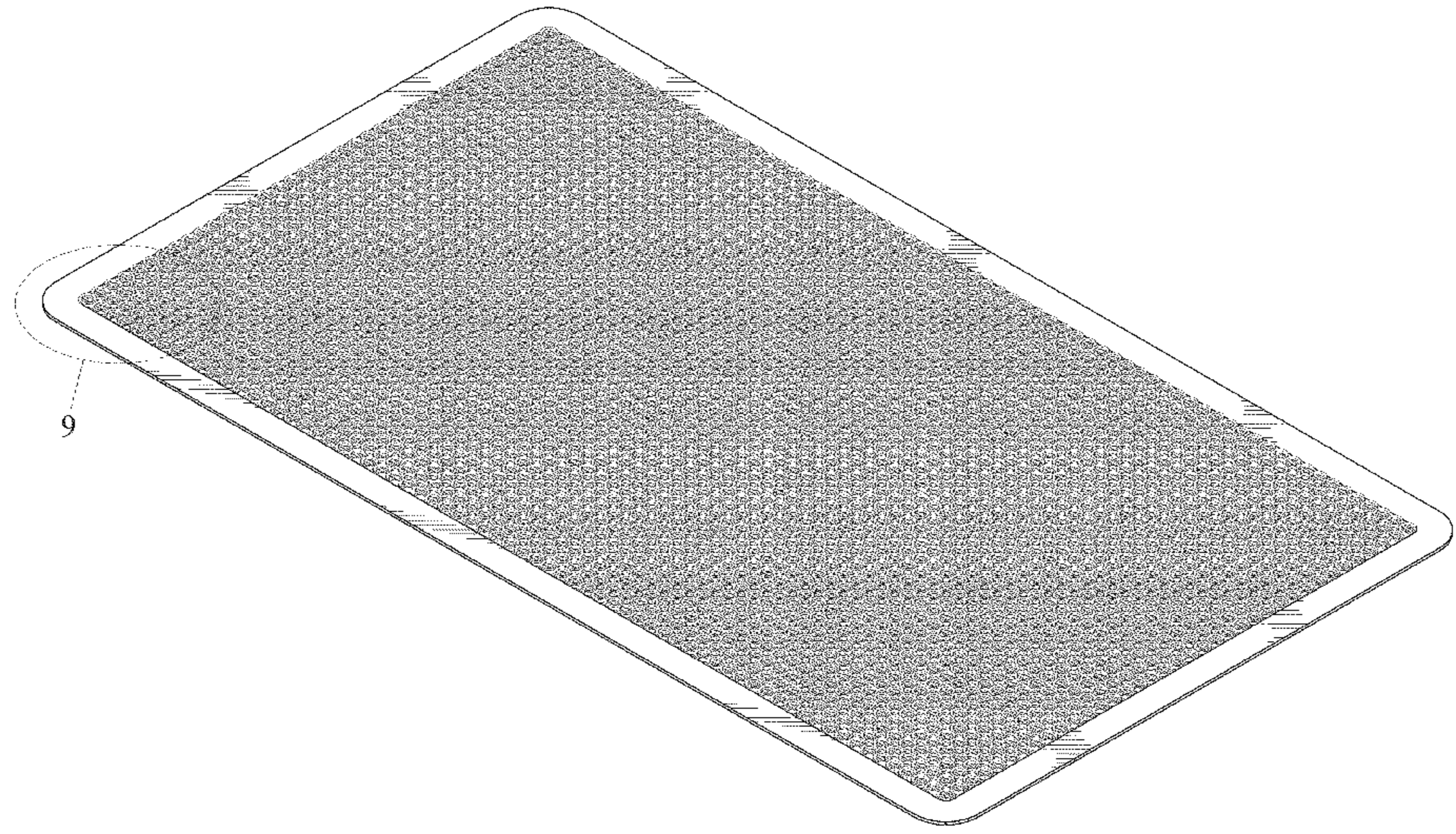
Primary Examiner — Karen S Acker
Assistant Examiner — Clare Ann Gannon
(74) *Attorney, Agent, or Firm* — DLA Piper LLP (US)

(57) **CLAIM**
The ornamental design for mat, as shown and described.

DESCRIPTION

FIG. 1 is a perspective view of mat showing my new design;
FIG. 2 is a front elevational view thereof;
FIG. 3 is a rear elevational view thereof;
FIG. 4 is a left side elevational view thereof;
FIG. 5 is a right side elevational view thereof;
FIG. 6 is a top plan view thereof;
FIG. 7 is a bottom plan view thereof;
FIG. 8 is an enlarged detail view of the area in FIG. 6;
FIG. 9 is an enlarged detail view of the area in FIG. 1; and,
FIG. 10 is a sectional view taken along line 10-10 in FIG. 9.
The broken lines on the surface of the design in FIGS. 7 and 10 depict portions of the mat that form no part of the claimed design. The broken lines enclosing the areas of the details are not claimed.

1 Claim, 9 Drawing Sheets



US D758,761 S

Page 2

(56)

References Cited

U.S. PATENT DOCUMENTS

2002/0184844	A1*	12/2002	Yang	52/403.1
2004/0007802	A1*	1/2004	Malpass et al.	267/103
2014/0127449	A1*	5/2014	Wang	428/99
2002/0020123	A1*	2/2002	Kessler et al.	52/177
2002/0114926	A1*	8/2002	Malpass et al.	428/156

* cited by examiner

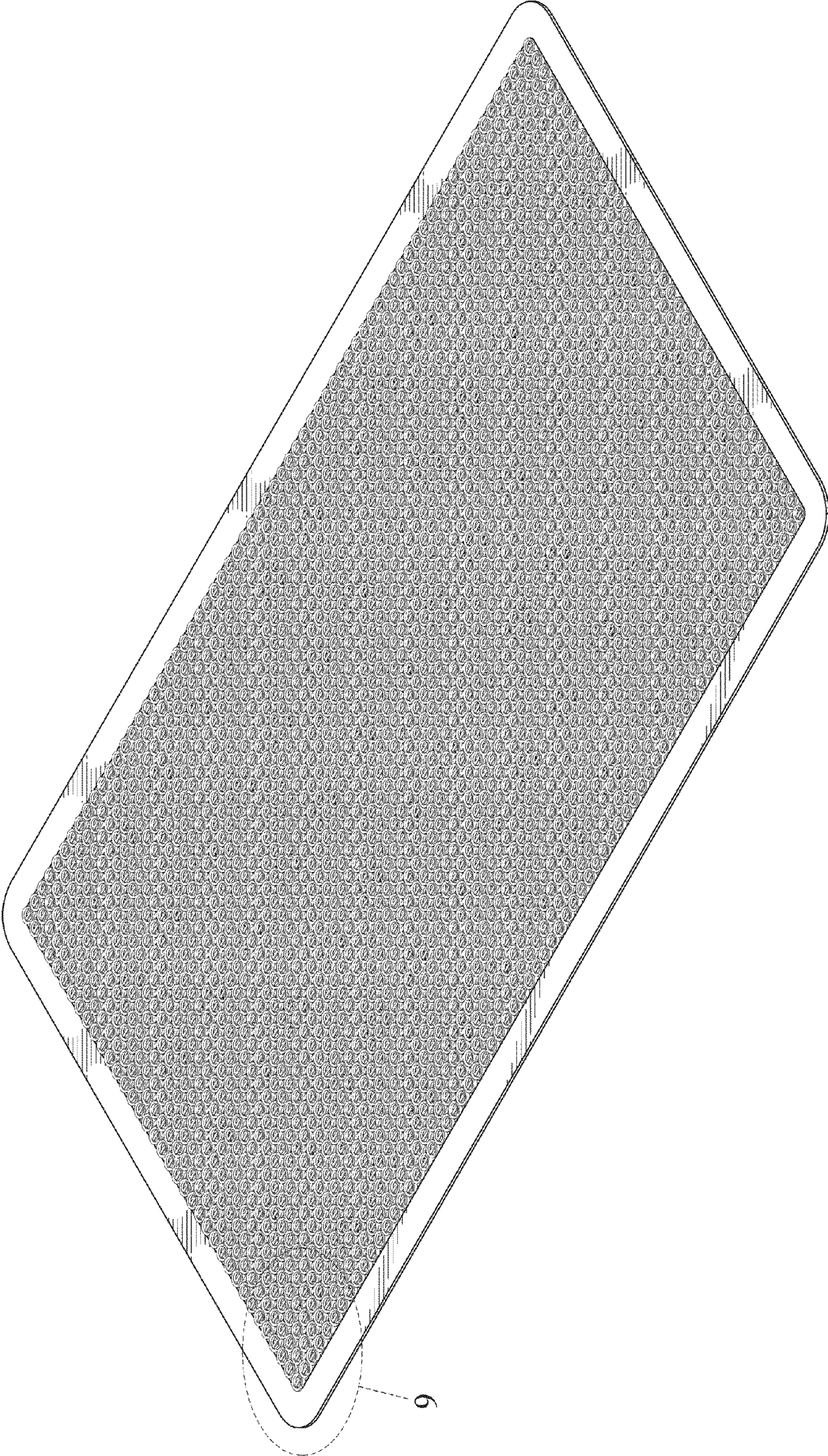


FIG.1



FIG. 2



FIG.3

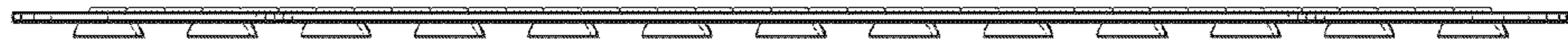


FIG.4



FIG.5




FIG.6

8




FIG. 7

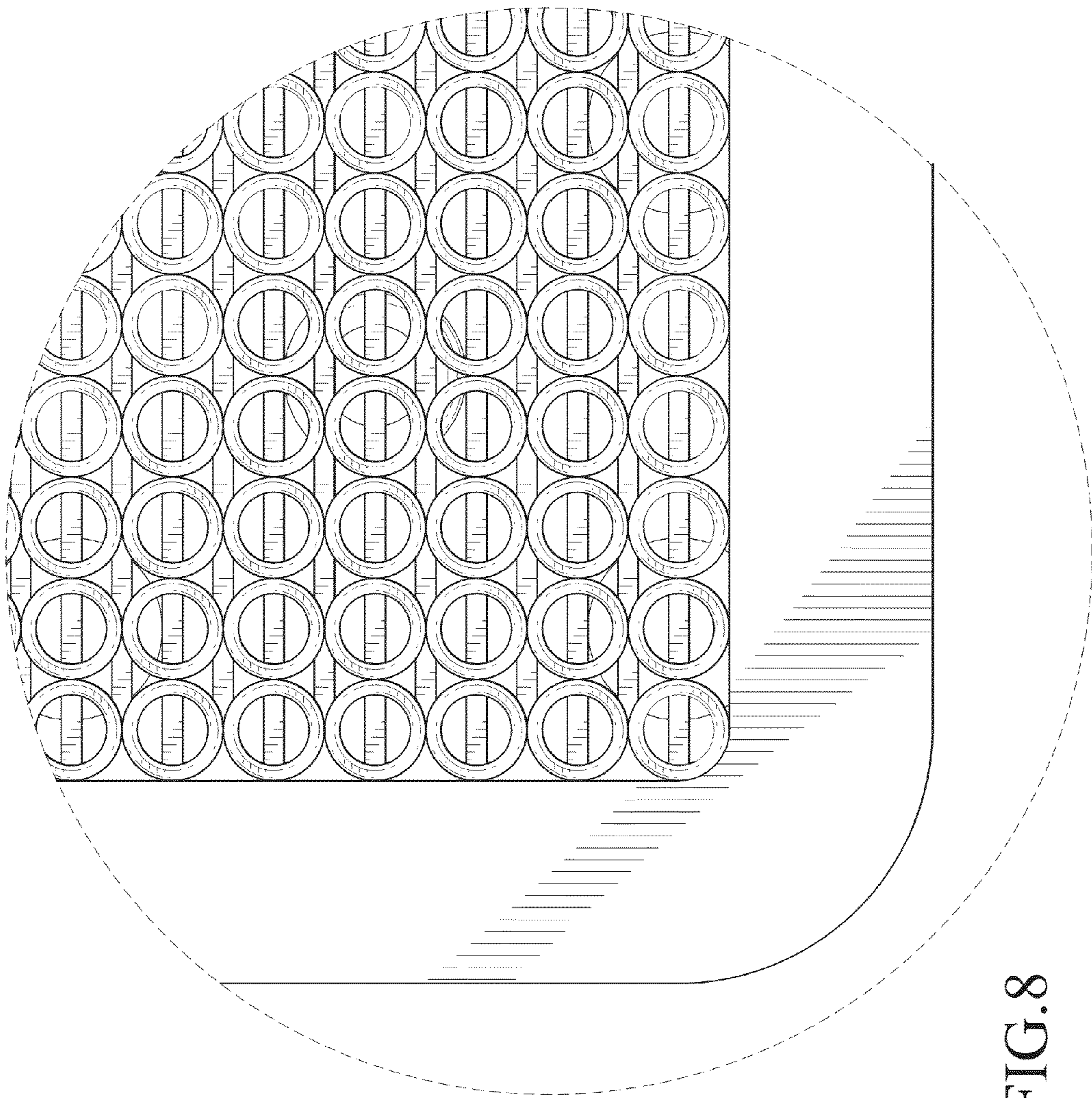


FIG. 8

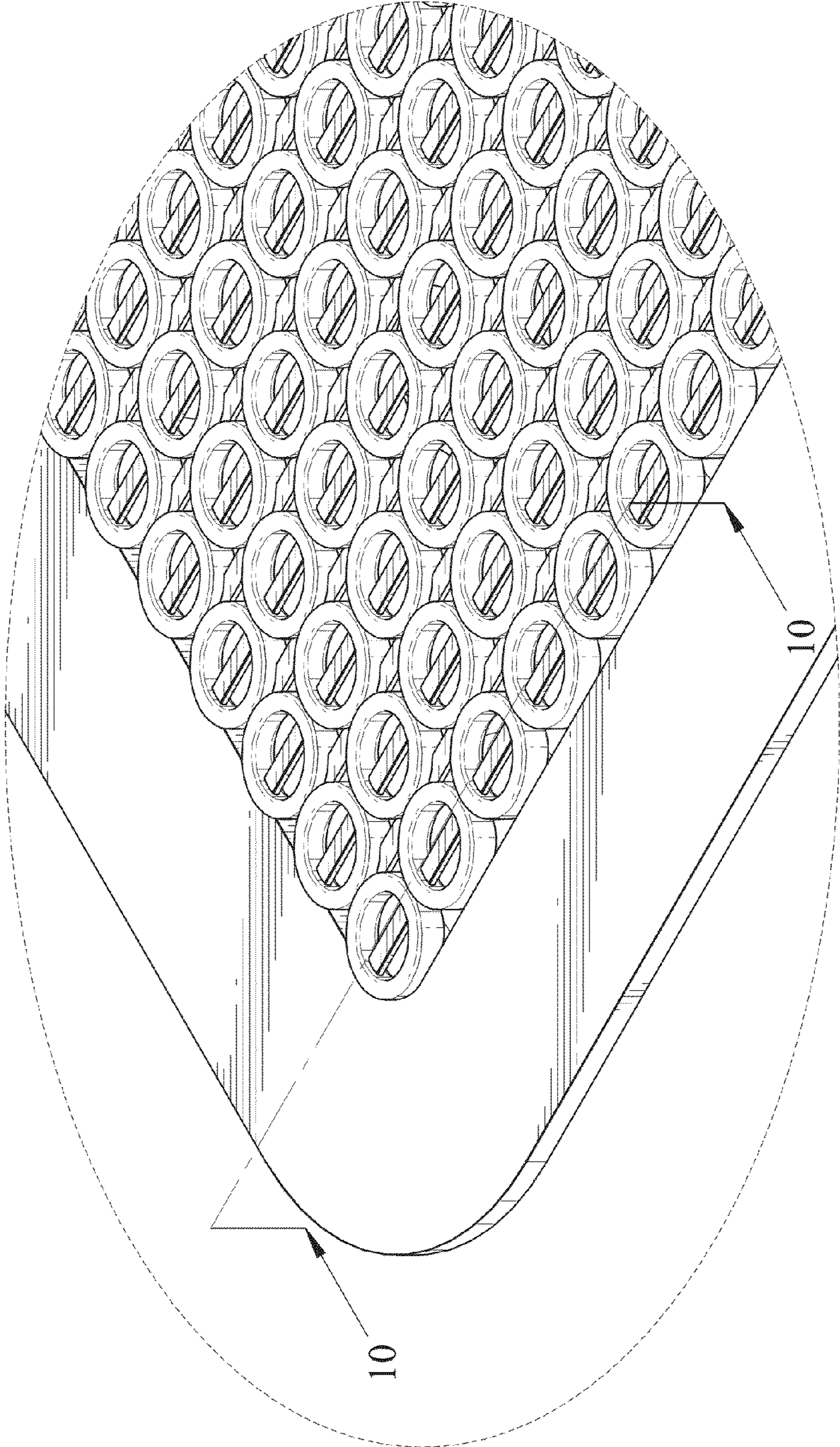


FIG.9

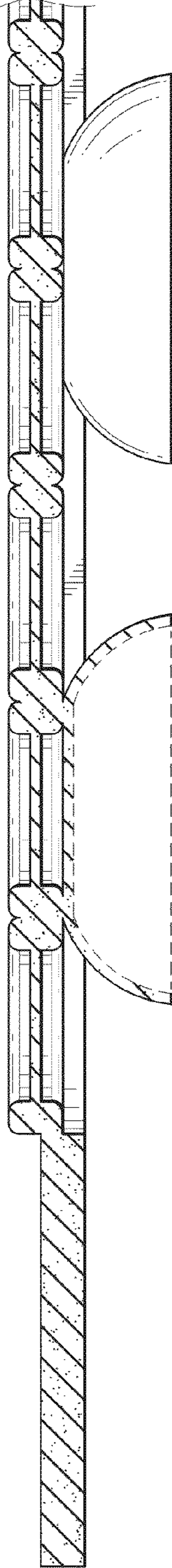


FIG.10