



US00D758736S

(12) **United States Design Patent**
Shigeno et al.

(10) **Patent No.:** **US D758,736 S**
(45) **Date of Patent:** **** Jun. 14, 2016**

- (54) **ELECTRIC TOOTHBRUSH**
- (71) Applicants: **COLGATE-PALMOLIVE COMPANY**, New York, NY (US);
OMRON HEALTHCARE CO., LTD.,
Kyoto (JP)
- (72) Inventors: **Takashi Shigeno**, Kanagawa (JP);
Kazuya Andachi, Tokyo (JP); **Feilang Tseng**,
Kyoto (JP); **Tamaki Ito**, Kyoto (JP)
- (73) Assignees: **Colgate-Palmolive Company**, New
York, NY (US); **Omron Healthcare Co., Ltd.** (JP)

D480,563	S *	10/2003	Hensel	D4/101
D503,852	S *	4/2005	Hensel	D4/101
D636,604	S *	4/2011	Zhuan	D4/101
8,089,227	B2	1/2012	Baertschi et al.		
8,418,300	B2	4/2013	Miller et al.		
8,453,285	B2	6/2013	Dickie		
D688,464	S *	8/2013	Hara	D4/101
8,590,092	B2	11/2013	Dickie		
D696,023	S *	12/2013	Gebski	D4/101
D696,517	S *	12/2013	Gebski	D4/101
D702,946	S *	4/2014	Shigeno	D4/101
D718,056	S *	11/2014	Massee	D4/101
2009/0031510	A1 *	2/2009	Hilscher	A46B 11/001 15/29
2010/0071142	A1	3/2010	Boll et al.		
2012/0024323	A1	2/2012	Klemm et al.		
2012/0216358	A1	8/2012	Kloster		
2012/0246845	A1	10/2012	Kloster		

(**) Term: **14 Years**

(21) Appl. No.: **29/489,074**

(22) Filed: **Apr. 25, 2014**

(51) **LOC (10) Cl.** **04-02**

(52) **U.S. Cl.**
USPC **D4/101**

(58) **Field of Classification Search**
USPC D4/100-102, 104-113, 127, 128;
D24/152, 176; 15/167.1-167.2;
32/308-311
CPC .. A45D 44/18; A46B 5/0095; A46B 15/0055;
A46B 15/0071; A46B 15/0081; A46B
15/0087; A46B 17/04; A46B 2200/1066;
A46D 1/00; A61C 15/048; A61C 17/34;
A61C 17/222
See application file for complete search history.

(56) **References Cited**

U.S. PATENT DOCUMENTS

5,613,259	A	3/1997	Craft et al.		
5,974,615	A	11/1999	Schwarz-Hartmann et al.		
5,987,681	A	11/1999	Hahn et al.		
6,140,802	A	10/2000	Lundell et al.		
D458,028	S *	6/2002	McCurrach	D4/101

(Continued)

FOREIGN PATENT DOCUMENTS

EM	001787714-0003	11/2010
JP	D1472455	6/2013

Primary Examiner — Keli L Hill

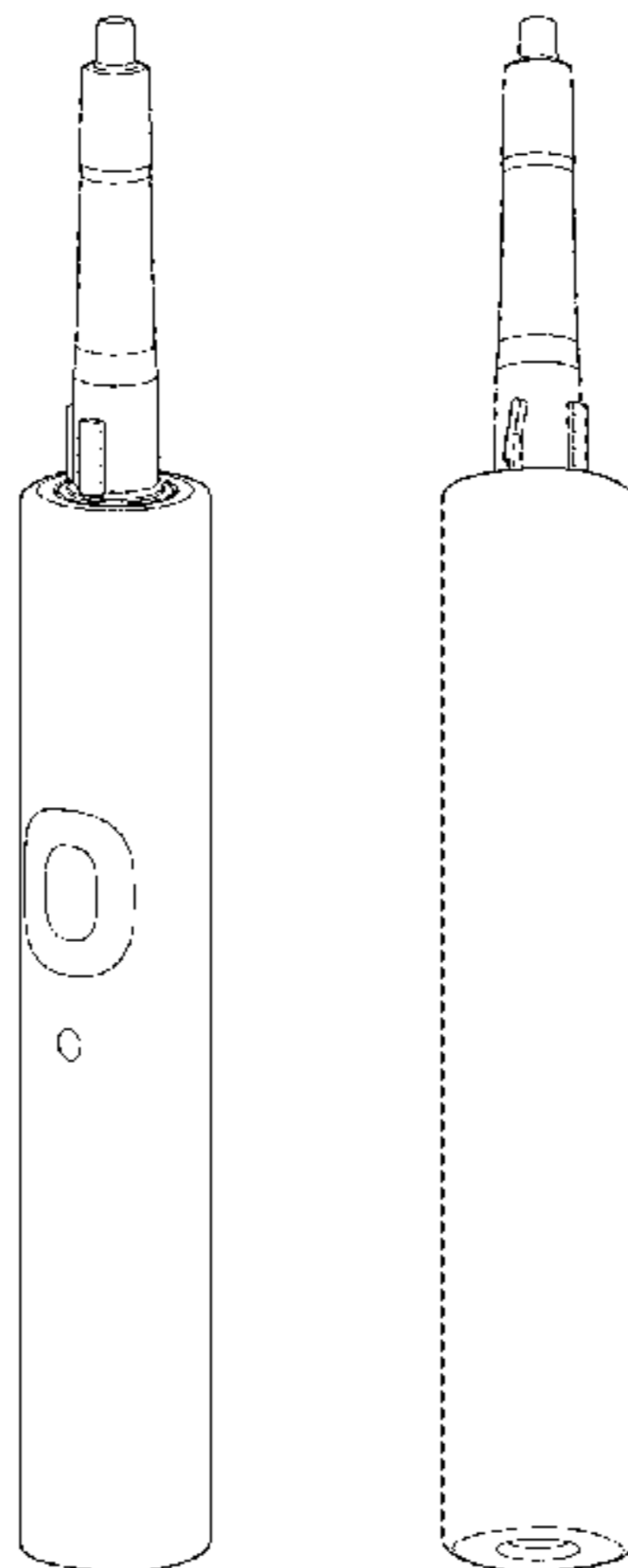
(57) **CLAIM**

The ornamental design for an electric toothbrush, as shown and described.

DESCRIPTION

FIG. 1 is a front right perspective view of an electric toothbrush, showing our new design;
FIG. 2 is a rear left perspective view thereof;
FIG. 3 is a front view thereof;
FIG. 4 is a rear view thereof;
FIG. 5 is a right side view thereof, the left side view being a mirror image of the same;
FIG. 6 is a left side view thereof;
FIG. 7 is a top view thereof; and,
FIG. 8 is a bottom view thereof.
All broken lines shown in the drawings are for environmental purposes only and form no part of the claimed design.

1 Claim, 5 Drawing Sheets



(56)

References Cited

U.S. PATENT DOCUMENTS

2012/0272468 A1 11/2012 Weisman et al.
2012/0279002 A1 11/2012 Sokol et al.
2013/0025078 A1 1/2013 Heil et al.

2013/0125320 A1 5/2013 Bovenkamp
2013/0177863 A1 7/2013 Shreve
2015/0020325 A1* 1/2015 Yoshida A61C 17/222
15/22.1

* cited by examiner

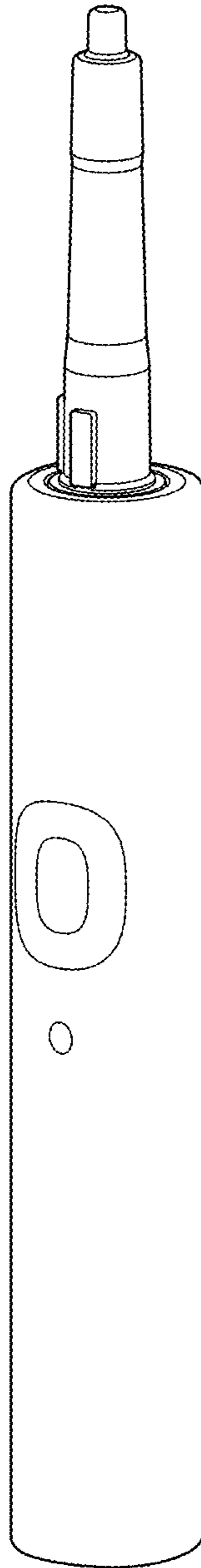


FIG. 1




FIG. 2

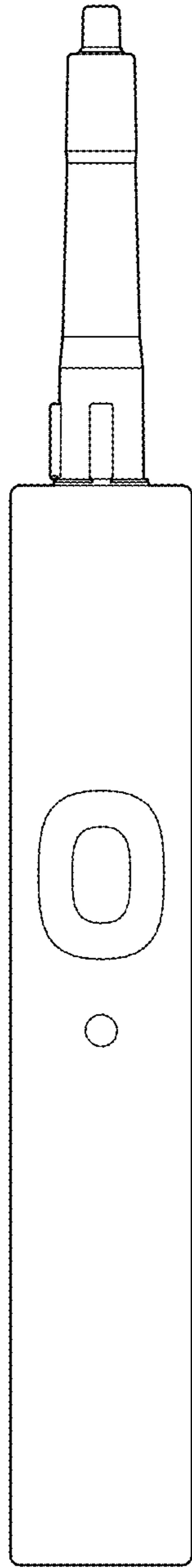


FIG. 3

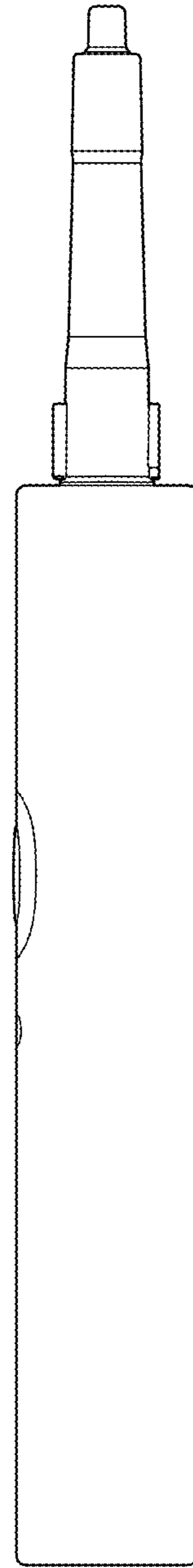


FIG. 4




FIG. 5




FIG. 6

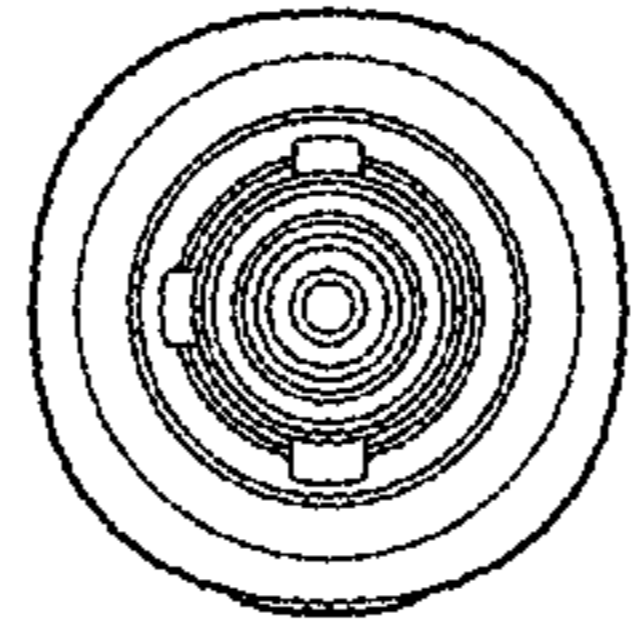


FIG. 7

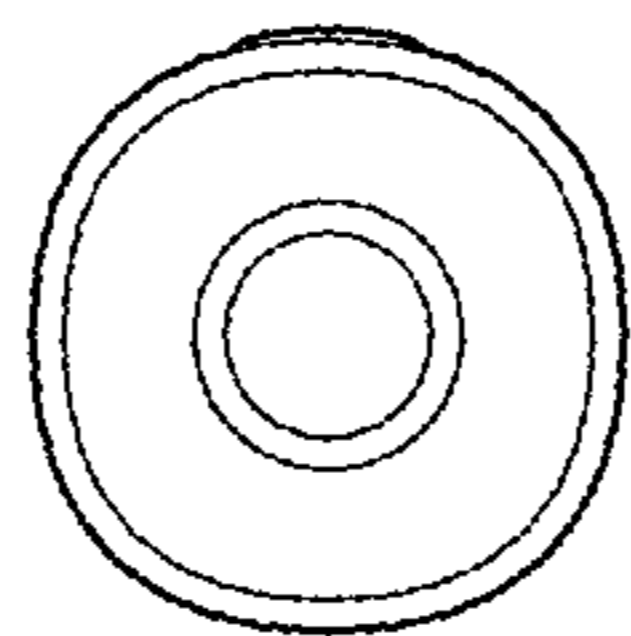


FIG. 8