



US00D758722S

(12) **United States Design Patent**  
**Bellofatto, Jr. et al.**

(10) **Patent No.:** **US D758,722 S**  
(45) **Date of Patent:** **\*\* Jun. 14, 2016**

(54) **INSULATED CINCH PACK**

(71) Applicant: **The Gem Group, Inc.**, Lawrence, MA  
(US)

(72) Inventors: **Richard C. Bellofatto, Jr.**, Peabody,  
MA (US); **Danea Marie Barilaro**,  
Jamaica Plain, MA (US)

(73) Assignee: **The Gem Group, Inc.**, Lawrence, MA  
(US)

(\*\*) Term: **14 Years**

(21) Appl. No.: **29/487,556**

(22) Filed: **Apr. 9, 2014**

(51) **LOC (10) Cl.** ..... **03-01**

(52) **U.S. Cl.**  
USPC ..... **D3/244**

(58) **Field of Classification Search**  
USPC ..... D3/232-233, 240-246  
CPC ..... A45C 1/024; A45C 3/08  
See application file for complete search history.

(56) **References Cited**

U.S. PATENT DOCUMENTS

D448,926 S \* 10/2001 Vazquez ..... D3/233  
D671,314 S \* 11/2012 Farrelly ..... D3/244  
D706,029 S \* 6/2014 Lee ..... D3/244

\* cited by examiner

*Primary Examiner* — Holly Baynham

(74) *Attorney, Agent, or Firm* — Loginov & Associates,  
PLLC; William A. Loginov

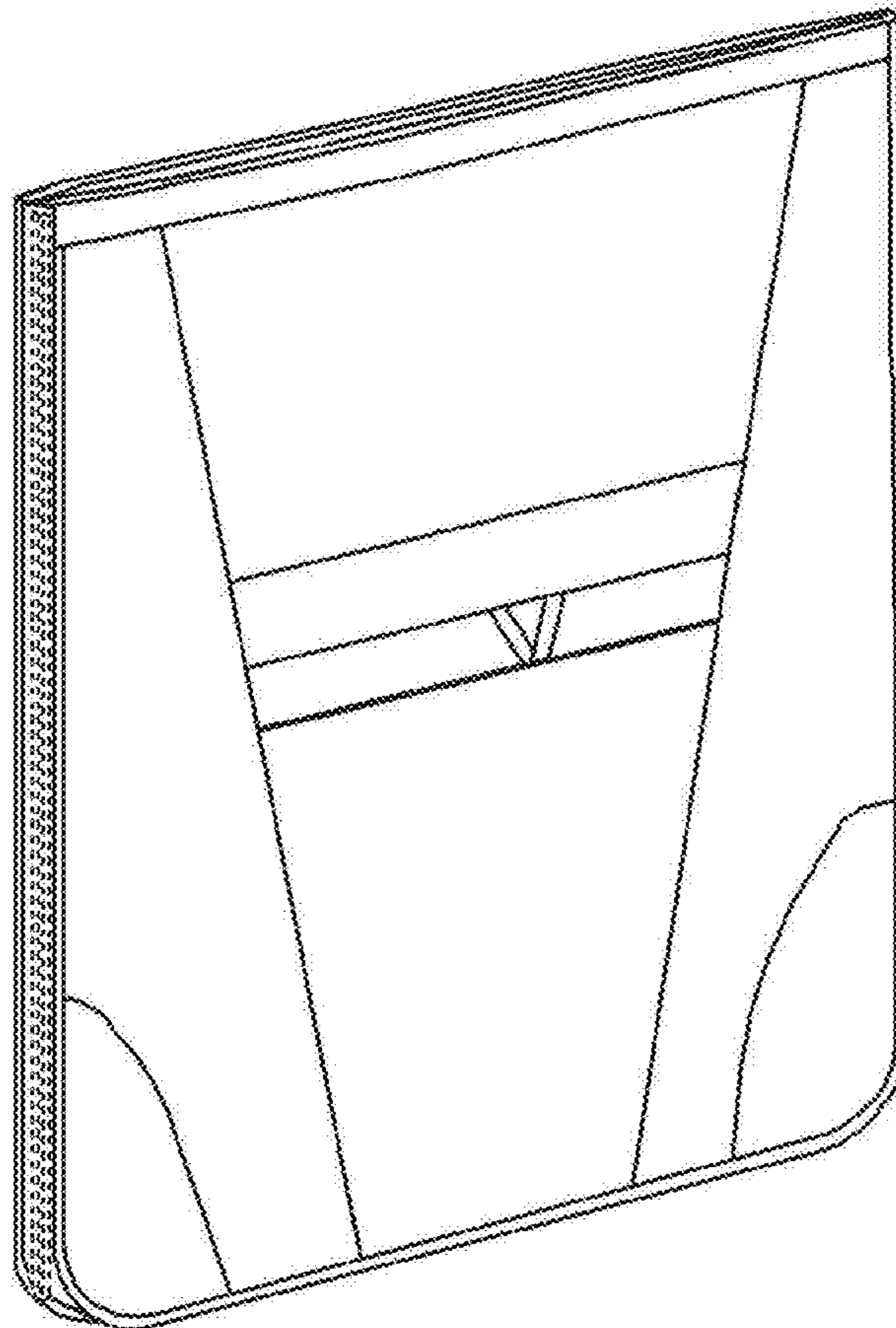
(57) **CLAIM**

The ornamental design for an insulated cinch pack, substantially as shown.

**DESCRIPTION**

FIG. 1 is a perspective view of an insulated cinch pack;  
FIG. 2 is a front view of the insulated cinch bag;  
FIG. 3 is a rear view of the insulated cinch bag;  
FIG. 4 is a right side view of the insulated cinch bag;  
FIG. 5 is a left side view of the insulated cinch bag;  
FIG. 6 is a top view of the insulated cinch bag; and,  
FIG. 7 is a bottom view of the insulated cinch bag.  
The broken lines showing drawstrings are for the purposes of illustrating environment and form no part of the claimed design.

**1 Claim, 3 Drawing Sheets**



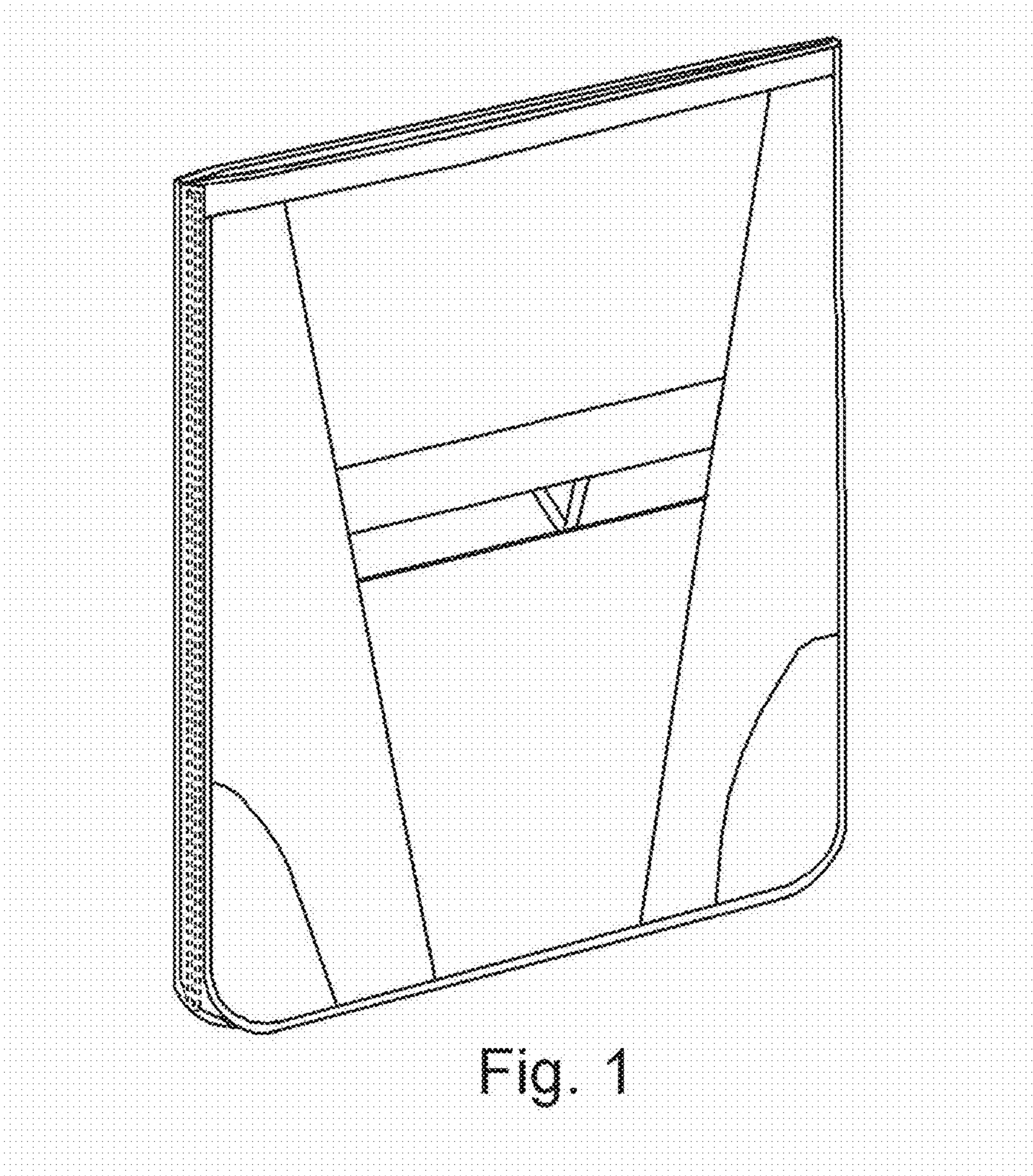


Fig. 1

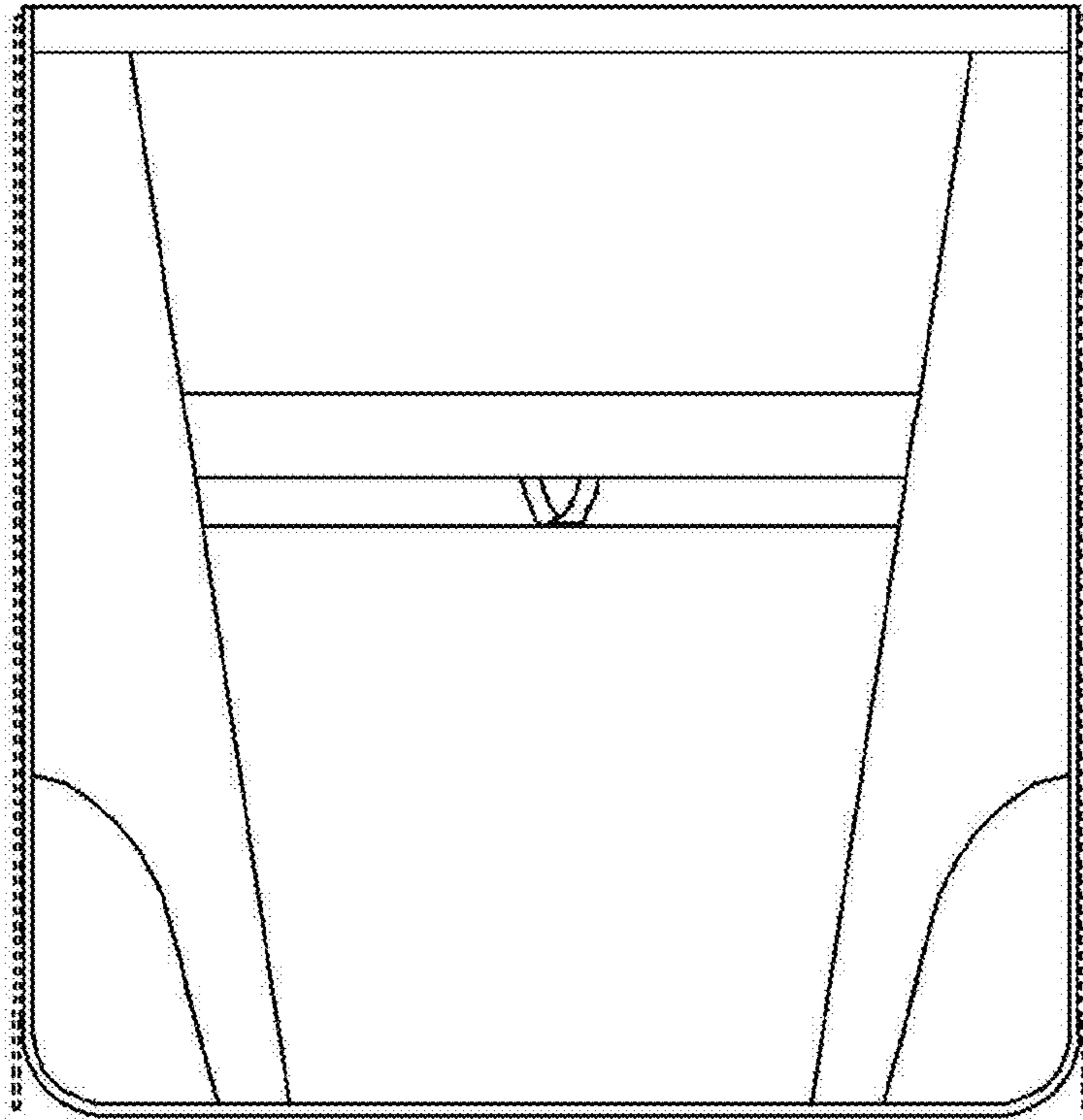


Fig. 2

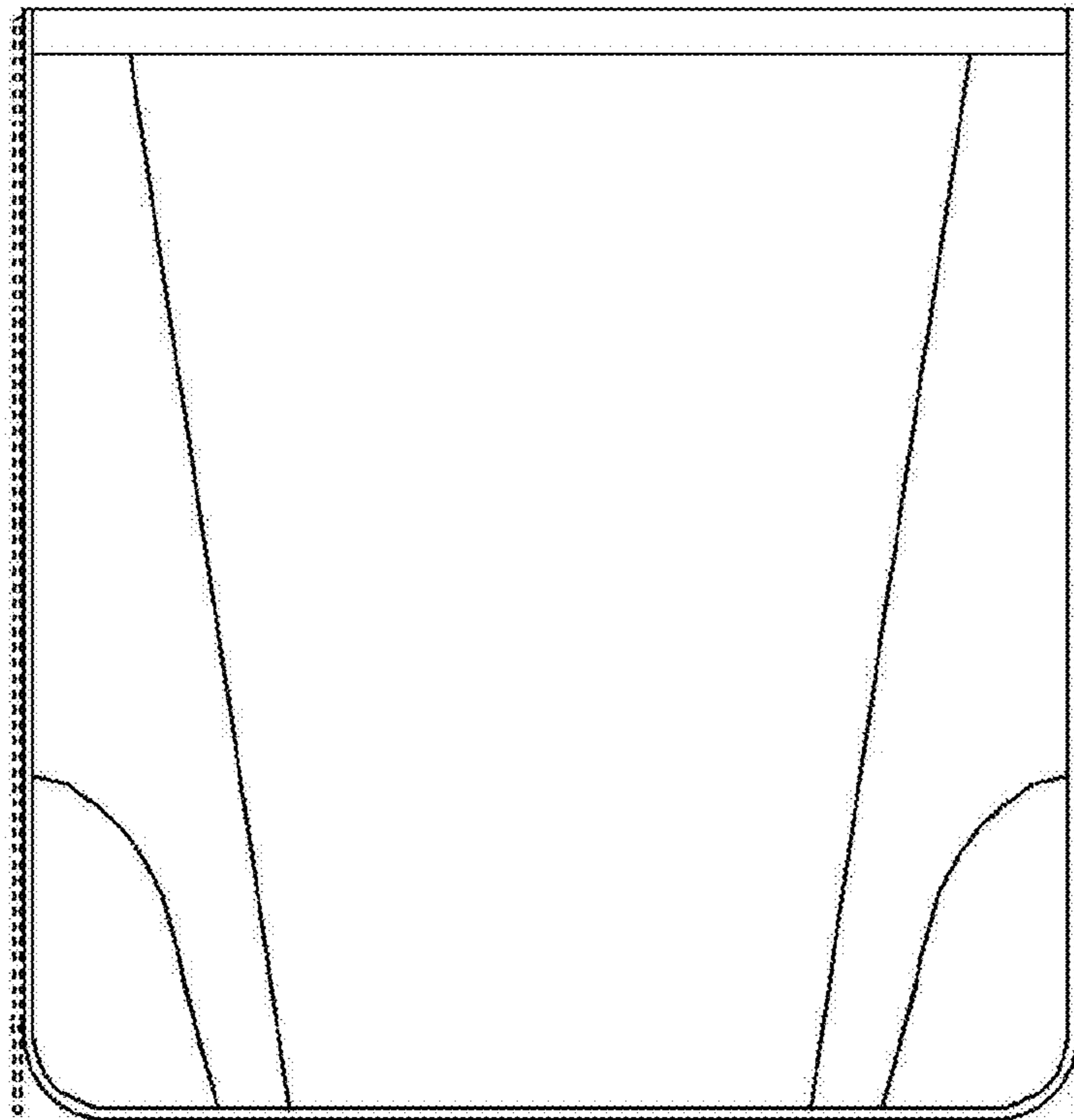


Fig. 3






Fig. 4

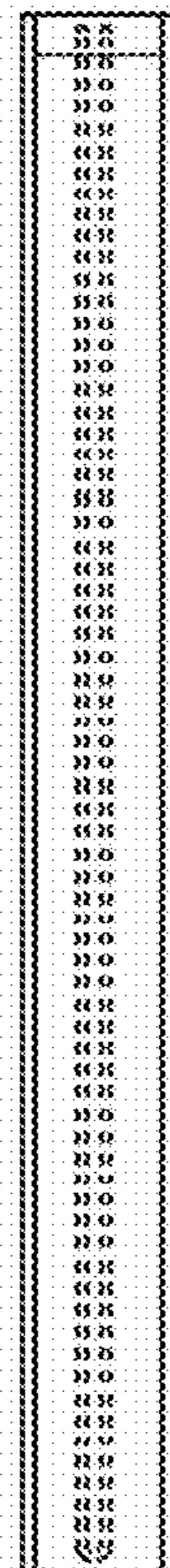


Fig. 5



Fig. 6




Fig. 7