



US00D758715S

(12) **United States Design Patent**
Daniel et al.

(10) **Patent No.:** **US D758,715 S**
(45) **Date of Patent:** **** Jun. 14, 2016**

(54) **BACKPACK WITH A COVERT ALARM**
(71) Applicants: **Isaac S. Daniel**, Miramar, FL (US);
Basel Selah, Miramar, FL (US)
(72) Inventors: **Isaac S. Daniel**, Miramar, FL (US);
Basel Selah, Miramar, FL (US)
(**) Term: **14 Years**
(21) Appl. No.: **29/507,086**
(22) Filed: **Oct. 23, 2014**
(51) **LOC (10) Cl.** **03-01**
(52) **U.S. Cl.**
USPC **D3/217**
(58) **Field of Classification Search**
USPC D3/215, 216, 217, 221, 222, 224, 225,
D3/261, 262, 269, 273, 289, 290
CPC A45F 3/04; A45F 3/042; A45F 3/08;
A45F 3/10; A45F 3/14; A45F 4/02; A45F
4/08; A45F 2200/05; A45F 2200/0525;
A45C 13/08; A45C 13/083
See application file for complete search history.

D699,944 S * 2/2014 Mather D3/216
D702,434 S * 4/2014 Chalk et al. D3/217
D704,434 S * 5/2014 Hock D3/216
D706,027 S * 6/2014 Hock D3/216
D706,533 S * 6/2014 Hock D3/216
D706,534 S * 6/2014 Zwetzig D3/216
D707,959 S * 7/2014 Pent D3/217
D708,845 S * 7/2014 Taylor D3/216
D713,139 S * 9/2014 Ford D3/217
D714,541 S * 10/2014 Anderson et al. D3/217
D725,376 S * 3/2015 Dweck D3/217
D725,378 S * 3/2015 Ford D3/217
D732,287 S * 6/2015 Clark D3/217
D734,942 S * 7/2015 Robinson et al. D3/217
2005/0061844 A1* 3/2005 Haro 224/639
2015/0129629 A1* 5/2015 Voggenthaler et al. 224/645

* cited by examiner

Primary Examiner — John Windmuller

Assistant Examiner — Steven Czyz

(74) *Attorney, Agent, or Firm* — Carol N. Green Kaul, Esq.

(57) **CLAIM**

The ornamental design for a backpack with a covert alarm, as shown and described.

DESCRIPTION

FIG. 1 is a front perspective view of the invention.
FIG. 2 is a rear perspective view of the invention.
FIG. 3 is a front plan view of the invention.
FIG. 4 is a rear plan view of the invention.
FIG. 5 is a right side view of the invention.
FIG. 6 is a left side view of the invention.
FIG. 7 is a top perspective view of the invention; and,
FIG. 8 is a bottom perspective view of the invention.
The broken lines depict portions of the article that form no part of the claimed design.

1 Claim, 8 Drawing Sheets

(56) **References Cited**

U.S. PATENT DOCUMENTS

D456,601 S * 5/2002 Kegels D3/217
D457,306 S * 5/2002 Szyf D3/217
D604,503 S * 11/2009 Patadia et al. D3/217
D641,973 S * 7/2011 Quehl D3/217
D642,791 S * 8/2011 Quehl D3/217
D665,573 S * 8/2012 Crandall D3/217
D674,591 S * 1/2013 Hargens et al. D3/217
D699,431 S * 2/2014 Hock D3/216
D699,432 S * 2/2014 Hock D3/216
D699,942 S * 2/2014 Mather D3/216
D699,943 S * 2/2014 Mather D3/216





FIG. 1

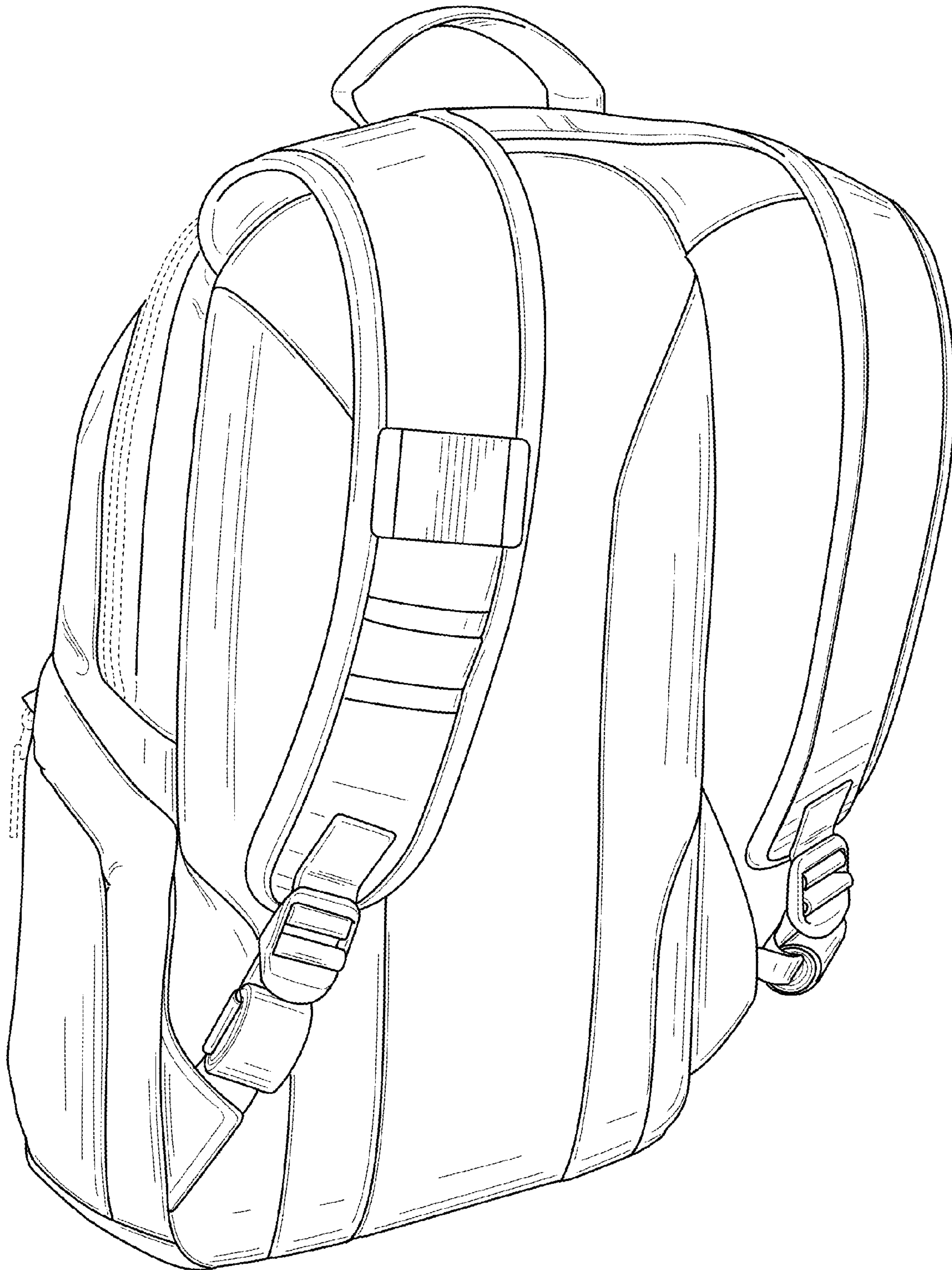


FIG. 2

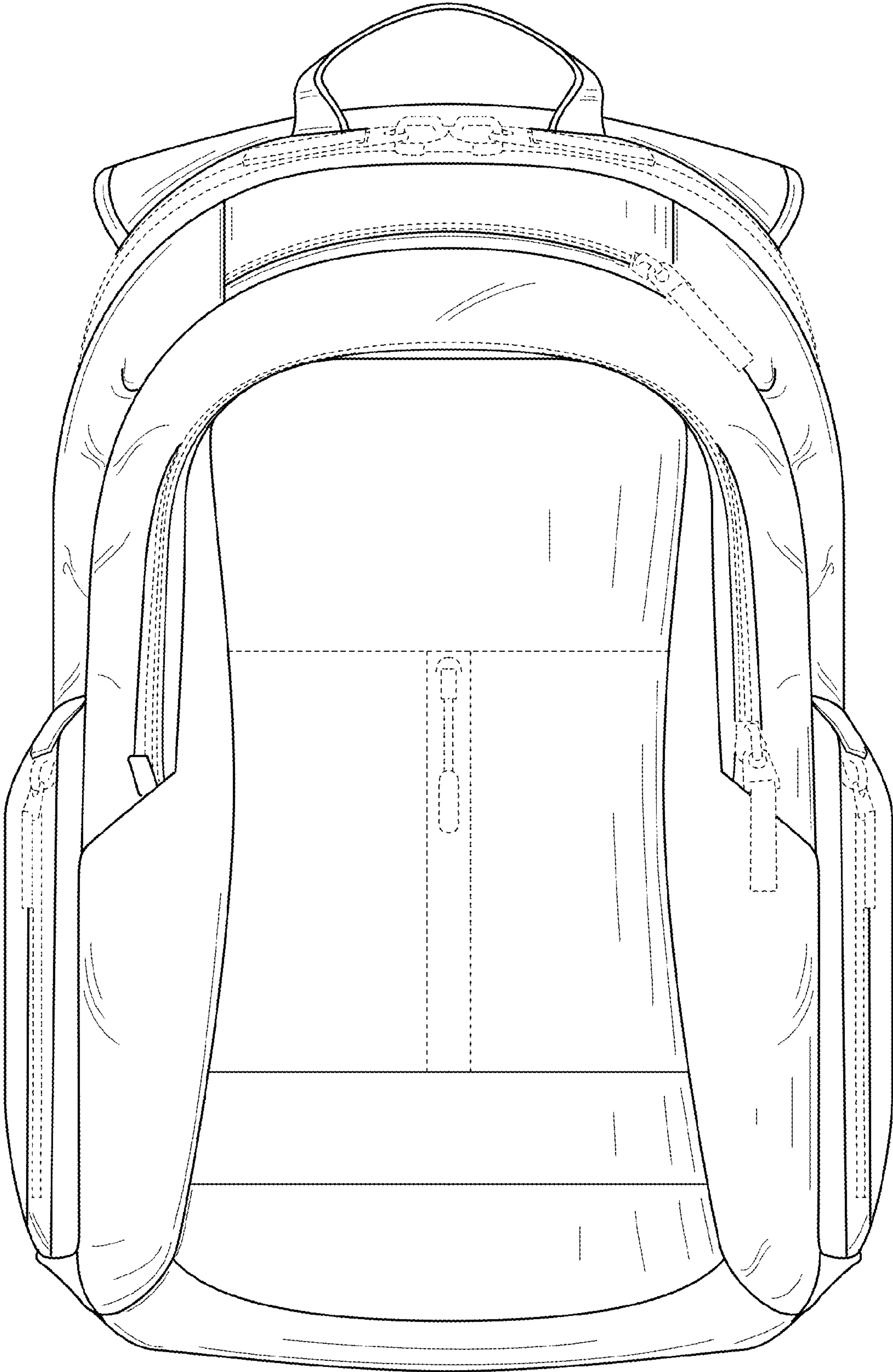


FIG. 3

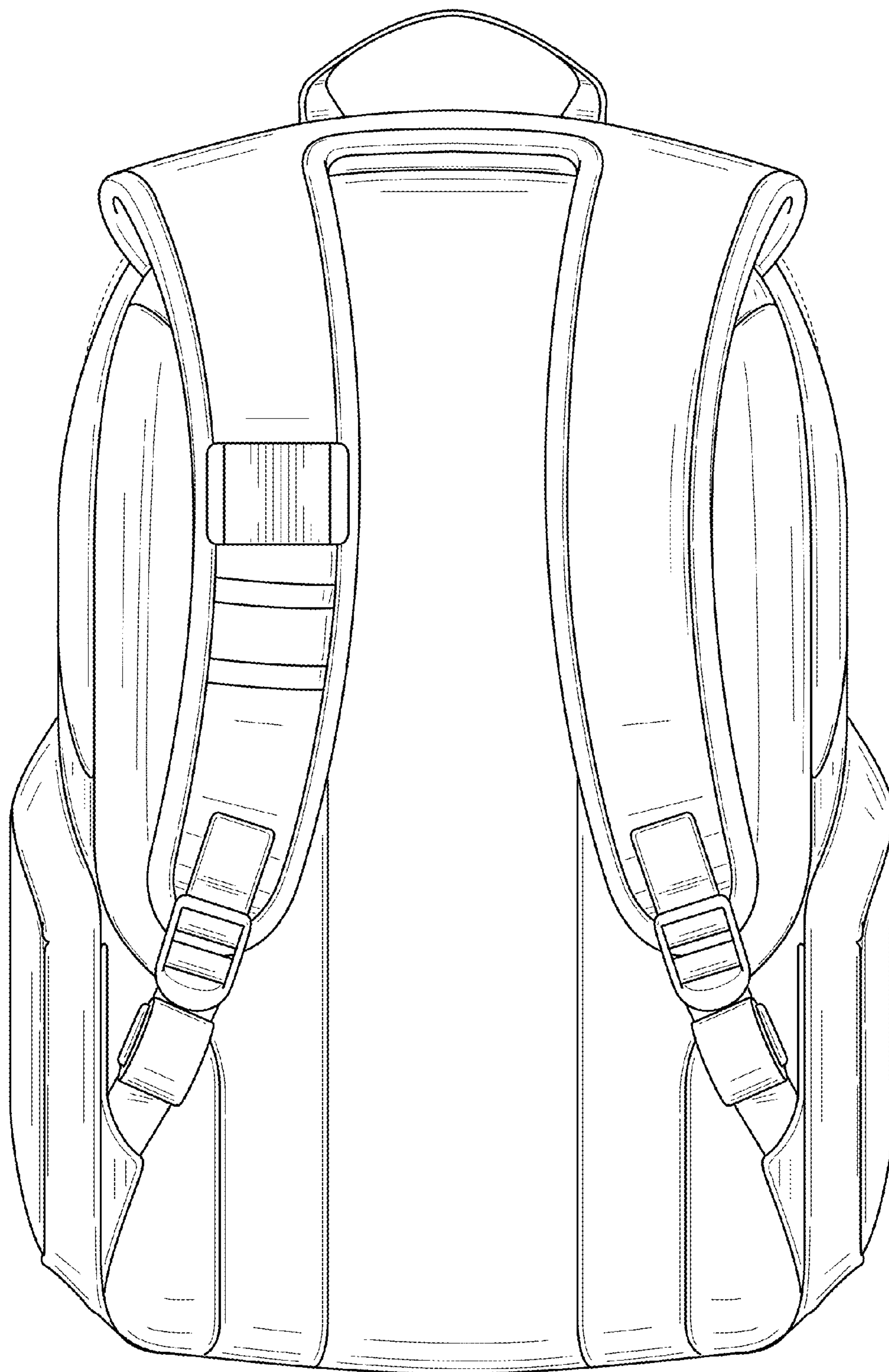


FIG. 4

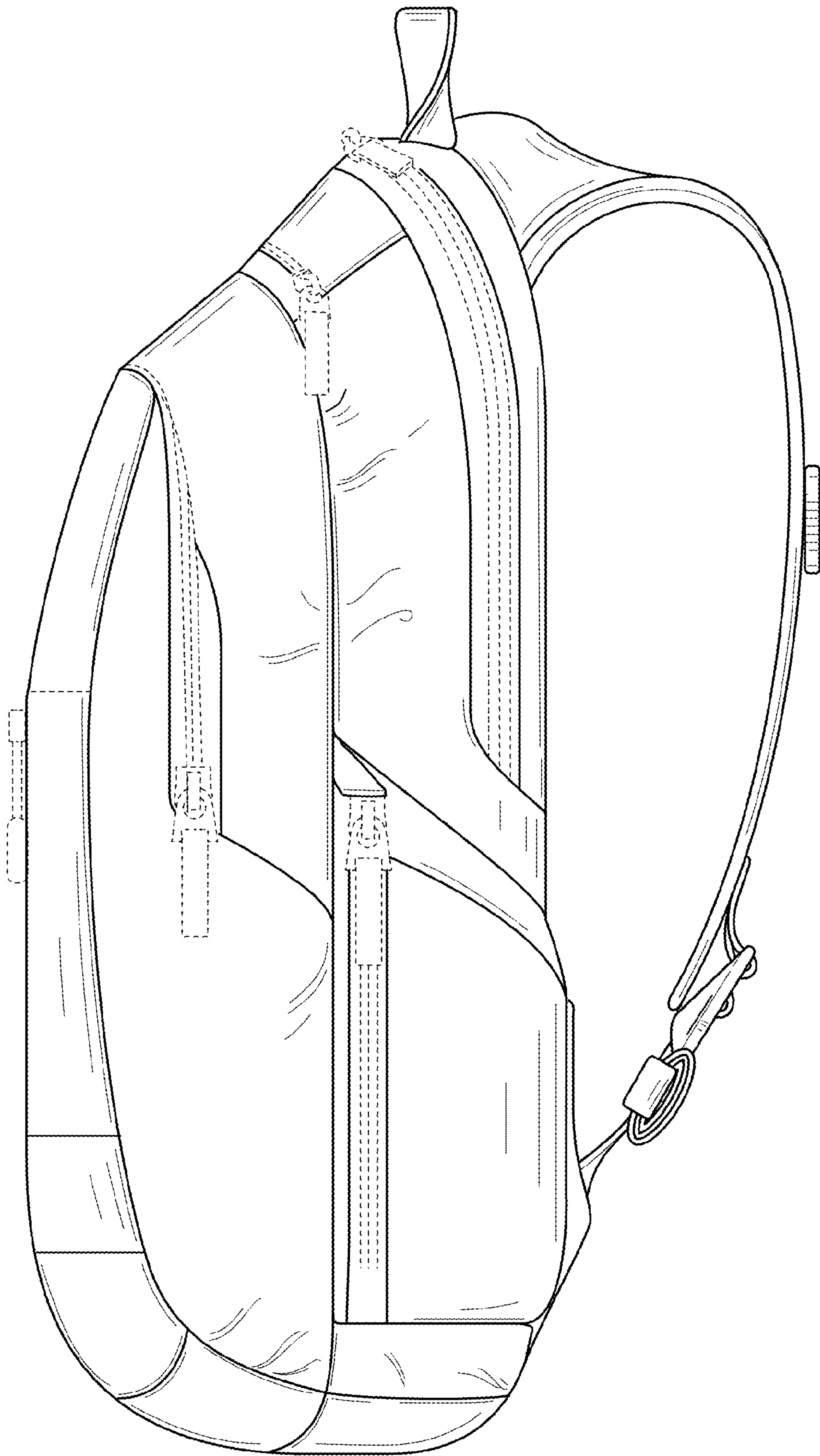


FIG. 5

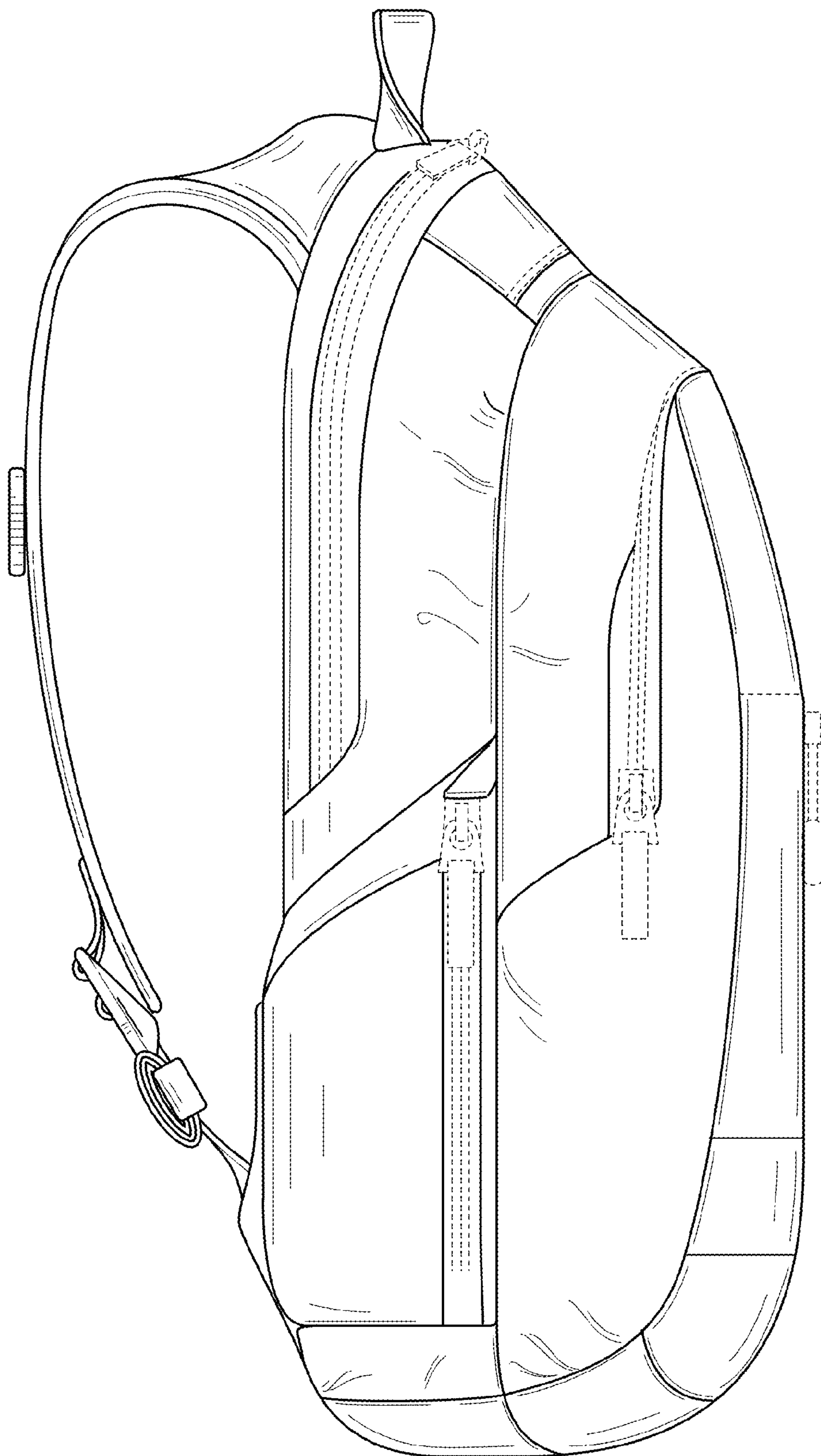


FIG. 6

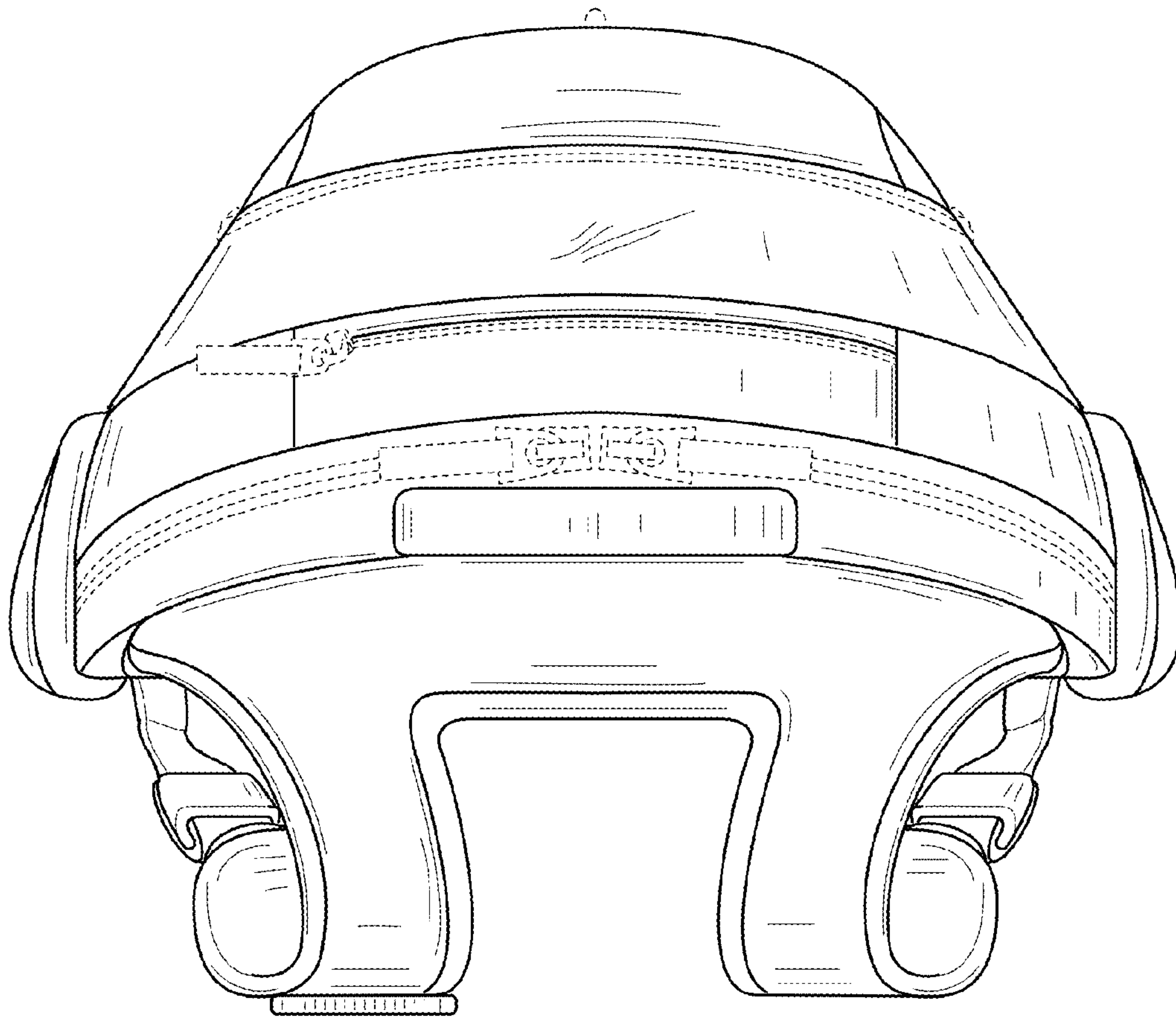


FIG. 7

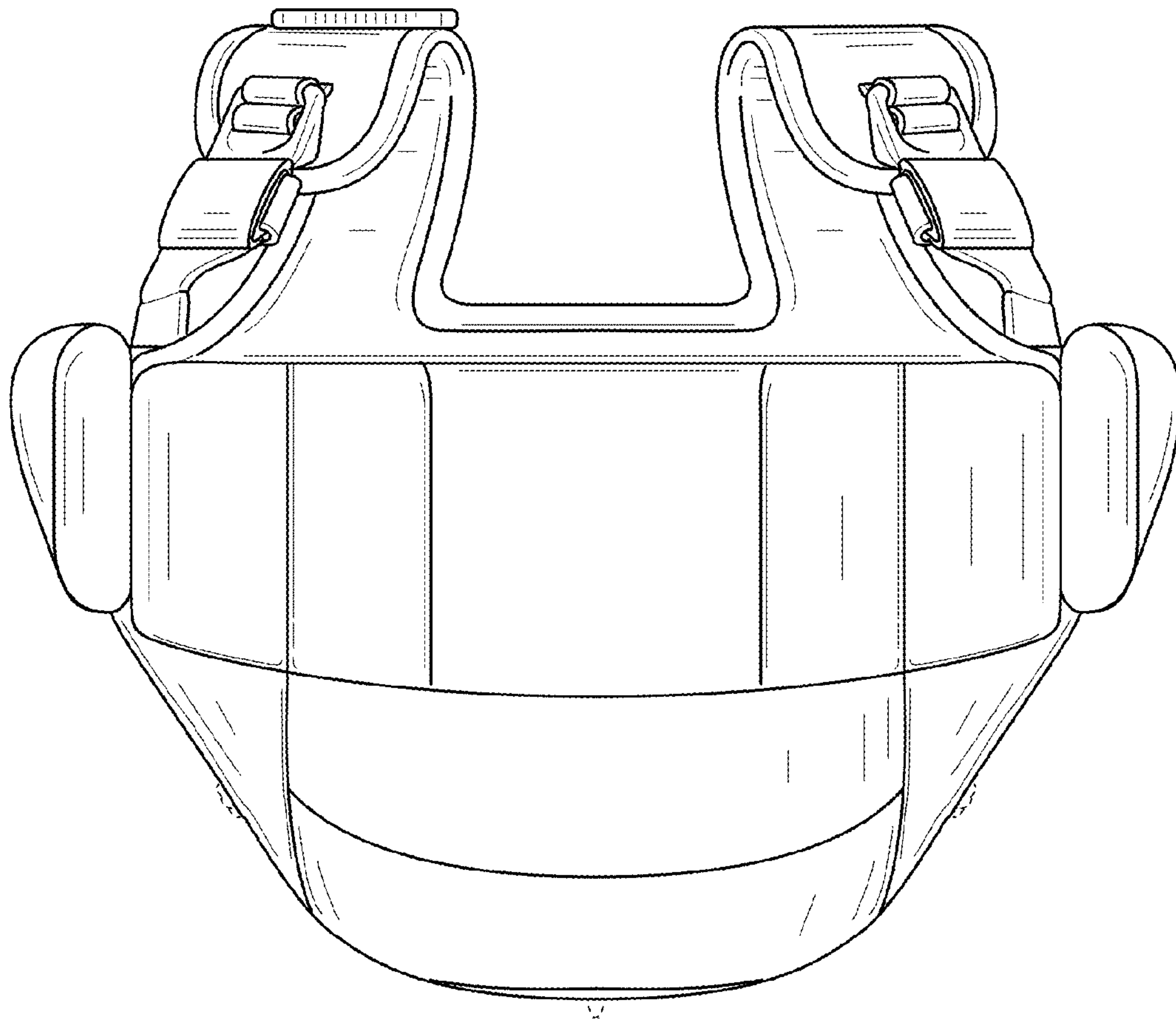


FIG. 8