



US00D758713S

(12) **United States Design Patent**
Bailey, II

(10) **Patent No.:** **US D758,713 S**
(45) **Date of Patent:** **** Jun. 14, 2016**

- (54) **GUITAR BACKPACK**
- (71) Applicant: **Robert Linn Bailey, II**, Cedar Park, TX (US)
- (72) Inventor: **Robert Linn Bailey, II**, Cedar Park, TX (US)
- (**) Term: **14 Years**
- (21) Appl. No.: **29/515,303**
- (22) Filed: **Jan. 21, 2015**
- (51) **LOC (10) Cl.** **03-01**
- (52) **U.S. Cl.**
USPC **D3/204**
- (58) **Field of Classification Search**
USPC D3/200, 204, 276, 287, 289
CPC A45F 3/04; A45F 3/14; G10G 7/005; Y10S 224/91
See application file for complete search history.

6,598,772	B1 *	7/2003	Wilfer	A45F 3/04 206/314
D487,627	S *	3/2004	Izen	D3/204
7,687,701	B1 *	3/2010	Kushner	G10G 7/005 206/314
2002/0048414	A1 *	4/2002	Wilfer	G10G 7/005 383/66
2002/0104426	A1 *	8/2002	Fediakov	G10G 7/005 84/329
2003/0015083	A1 *	1/2003	Godin	G10G 7/005 84/453
2004/0217026	A1 *	11/2004	Neilson	A45C 11/24 206/314
2006/0226037	A1 *	10/2006	Field	A45C 15/00 206/314
2010/0059409	A1 *	3/2010	Crowder	A45C 9/00 206/757

* cited by examiner

Primary Examiner — Mitchell Siegel
(74) *Attorney, Agent, or Firm* — QuickPatents, LLC; Kevin Prince

(57) **CLAIM**

I claim the ornamental design for a guitar backpack, as shown and described.

(56) **References Cited**

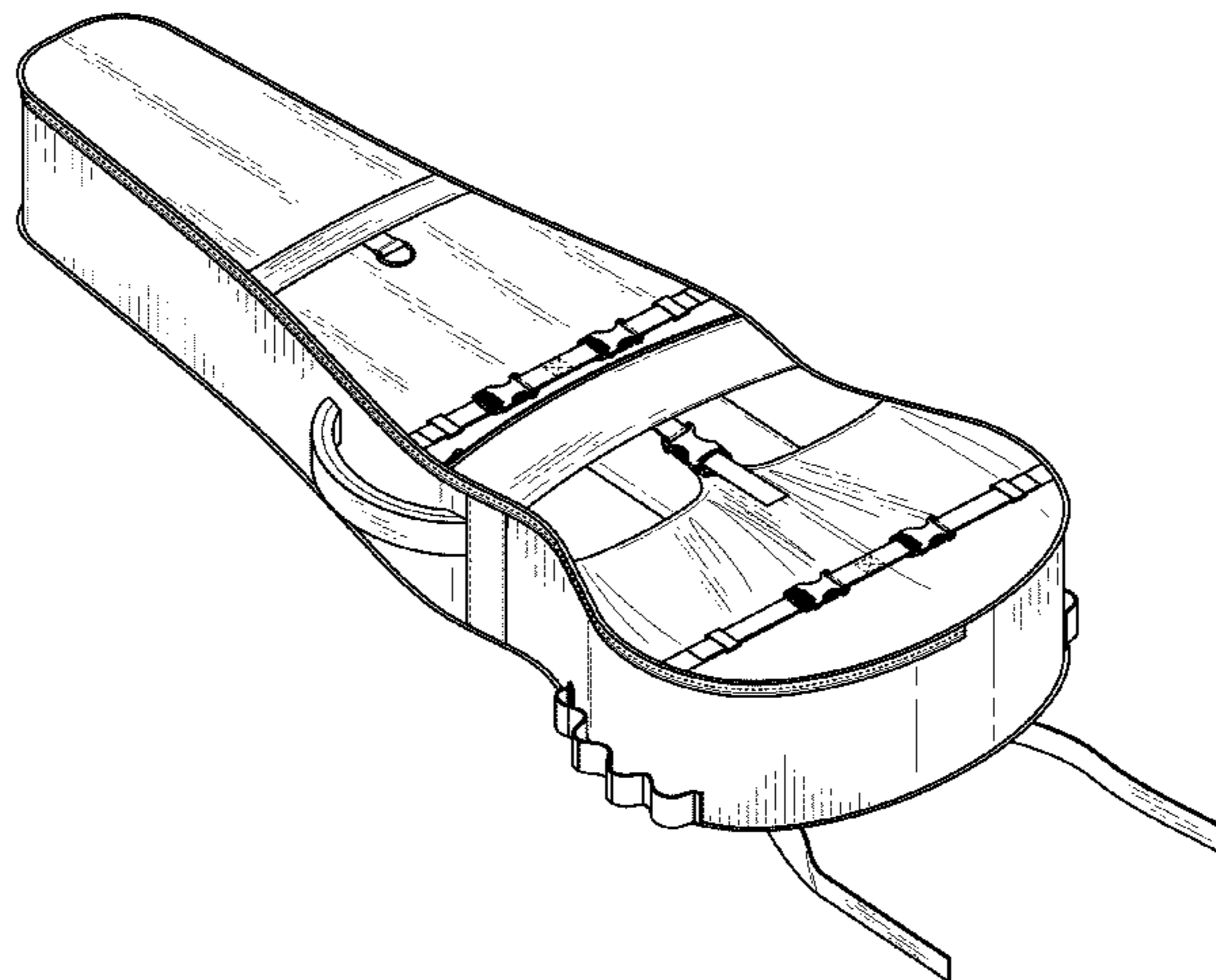
U.S. PATENT DOCUMENTS

D19,736	S *	4/1890	Kleineick	D3/204
1,986,393	A *	1/1935	Geib	G10G 7/005 150/162
D250,732	S *	1/1979	Goldschmidt	D3/204
D259,900	S *	7/1981	Jacques	D3/204
D263,652	S *	4/1982	Peavey	D3/204
D265,146	S *	6/1982	Rake	D3/204
D269,922	S *	8/1983	Dembicks	D3/204
D287,578	S *	1/1987	Shay	D11/157
4,795,030	A *	1/1989	Boyce	G10G 7/005 190/108
5,219,075	A *	6/1993	White	G10G 7/005 150/162
5,379,891	A *	1/1995	Coleman	A47C 9/08 108/119
D356,676	S *	3/1995	Sanderson	D3/204
D396,345	S *	7/1998	Sanderson	D3/204
5,918,785	A *	7/1999	Irose	A45F 3/14 224/250
6,283,287	B1 *	9/2001	Carl	G10G 7/005 190/102

DESCRIPTION

FIG. 1 is a top perspective view of a guitar backpack, with the lid shown in an open position, showing my new design; FIG. 2 is a top plan view thereof; FIG. 3 is a top perspective view with the lid shown in a closed position; FIG. 4 is a bottom perspective view of FIG. 3; FIG. 5 is a left end elevational view of FIG. FIG. 4; FIG. 6 is a right end elevational view of FIG. 3; FIG. 7 is a left side elevational view of FIG. 3; FIG. 8 is a right side elevational view of FIG. 3; FIG. 9 is a plan view of FIG. 3; and, FIG. 10 is a plan view of FIG. 4. ps The broken lines showing a guitar in FIG. 1 depict environmental matter and form no part of the claimed design. The remaining broken lines represent stitching, and are part of the claimed design.

1 Claim, 6 Drawing Sheets



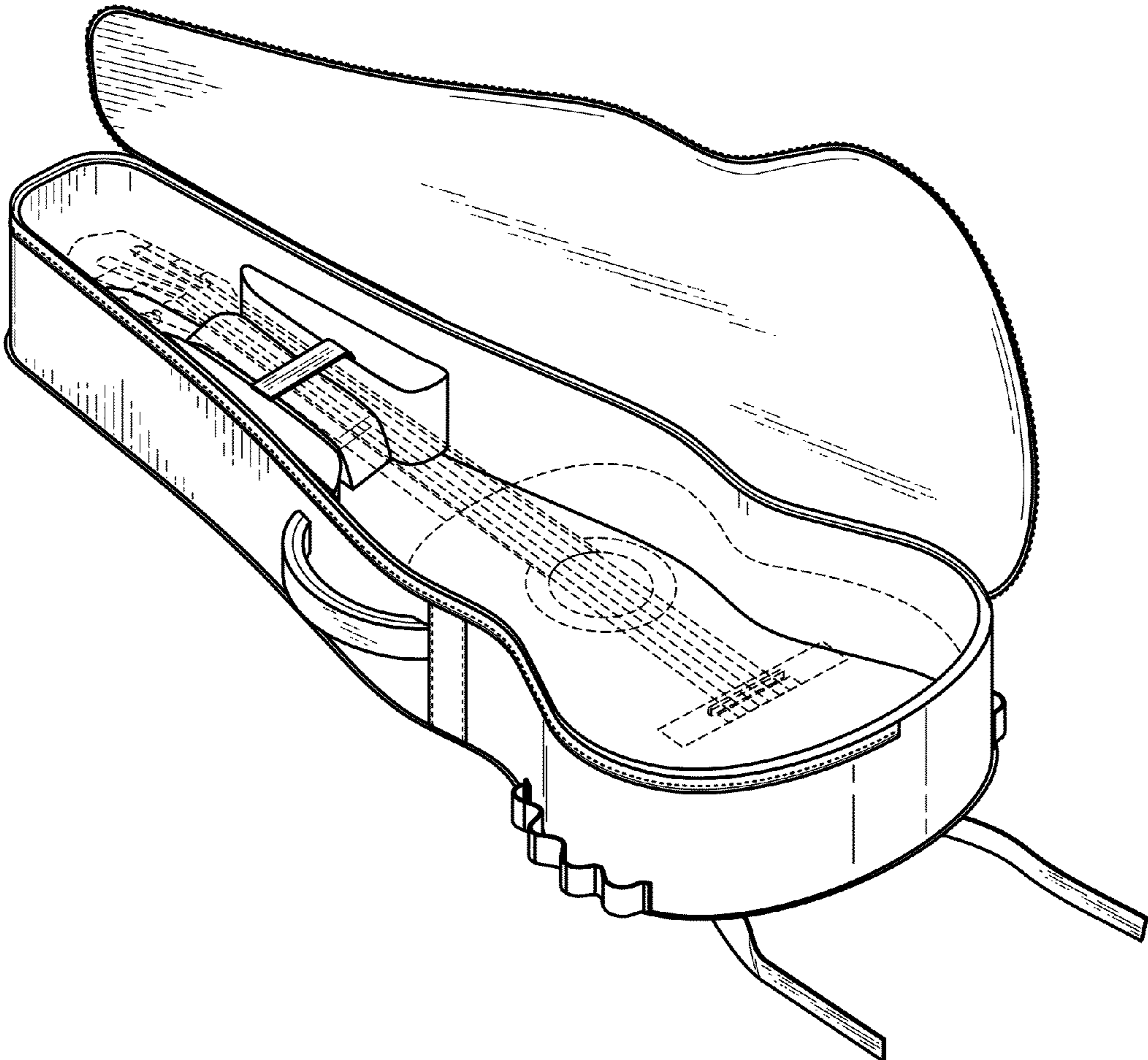


FIG. 1

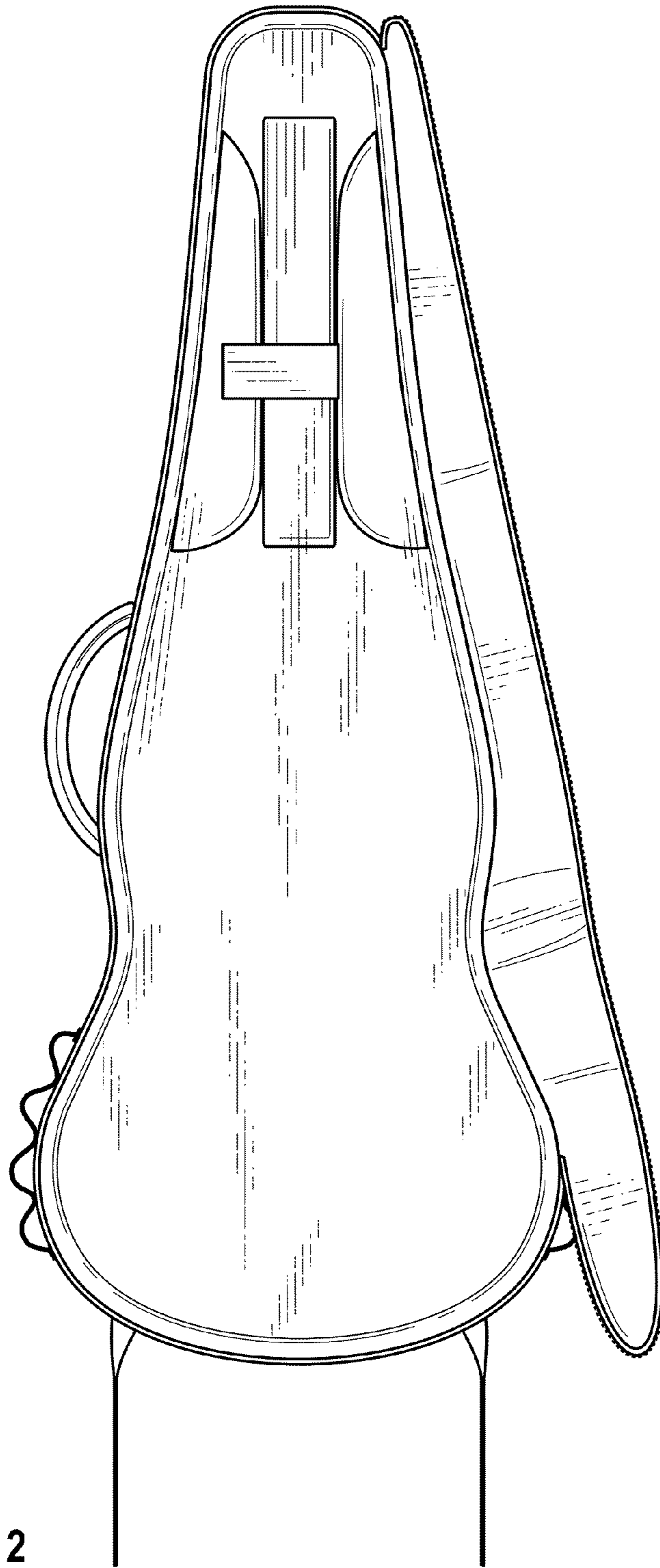


FIG. 2

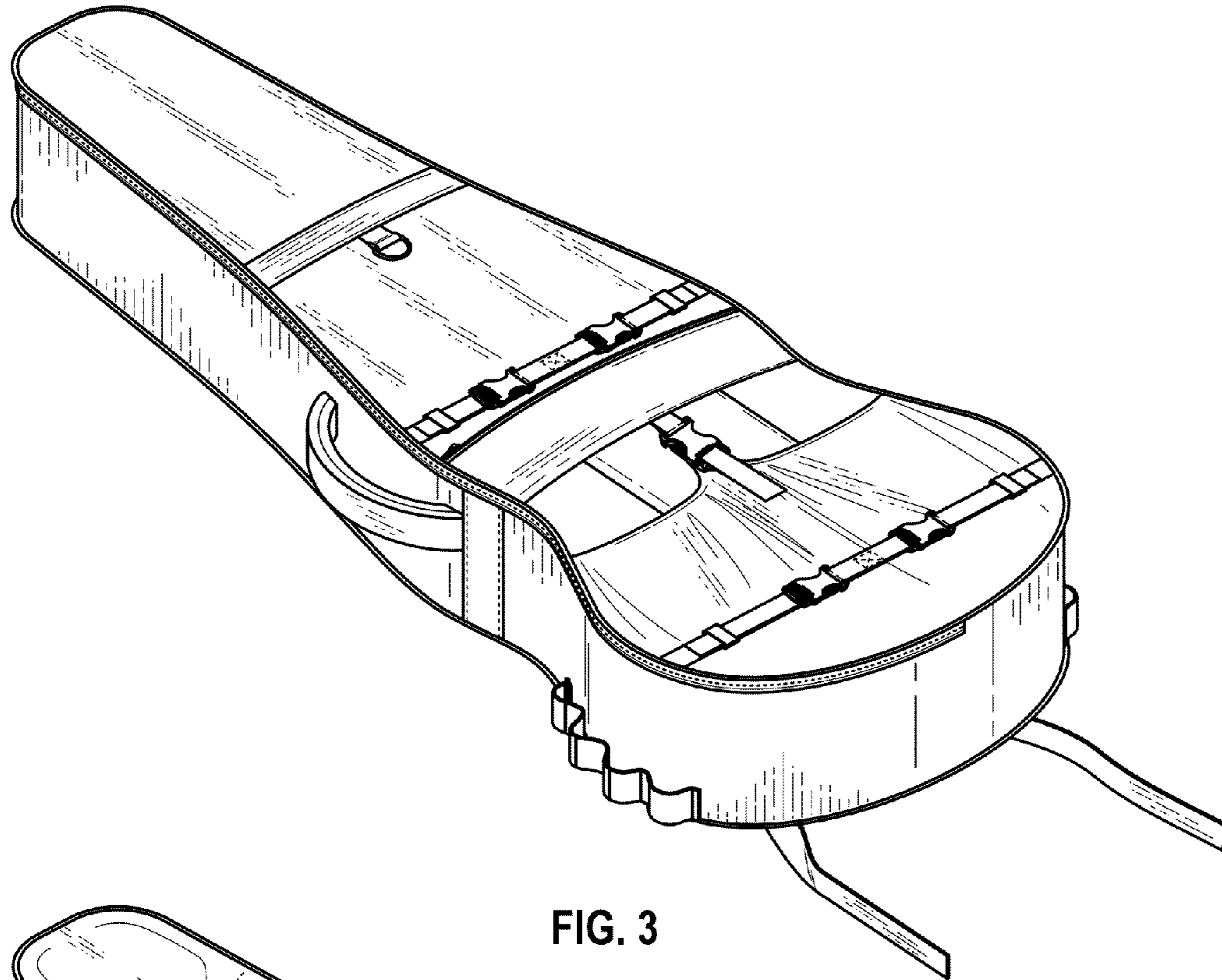


FIG. 3

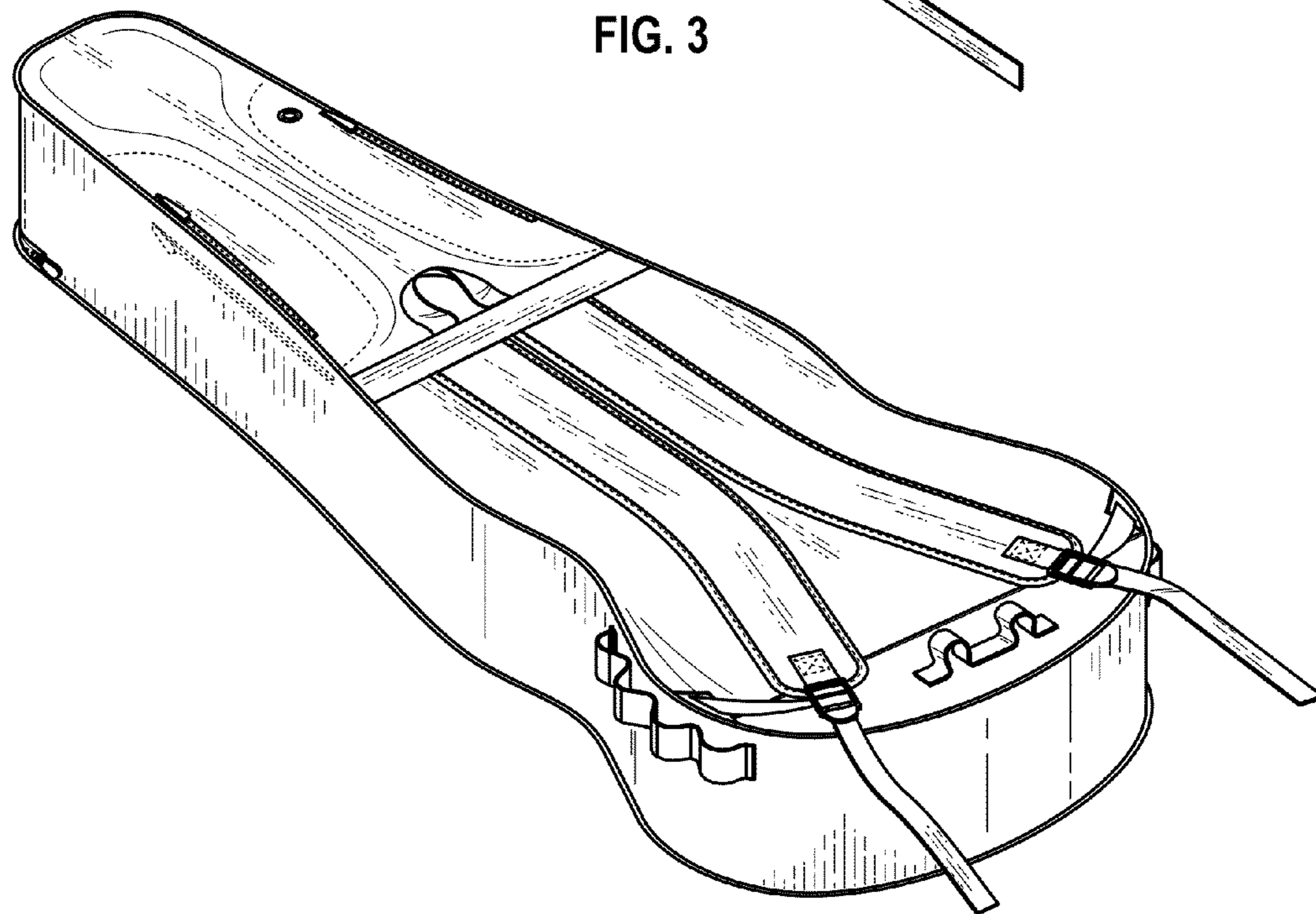


FIG. 4




FIG. 5

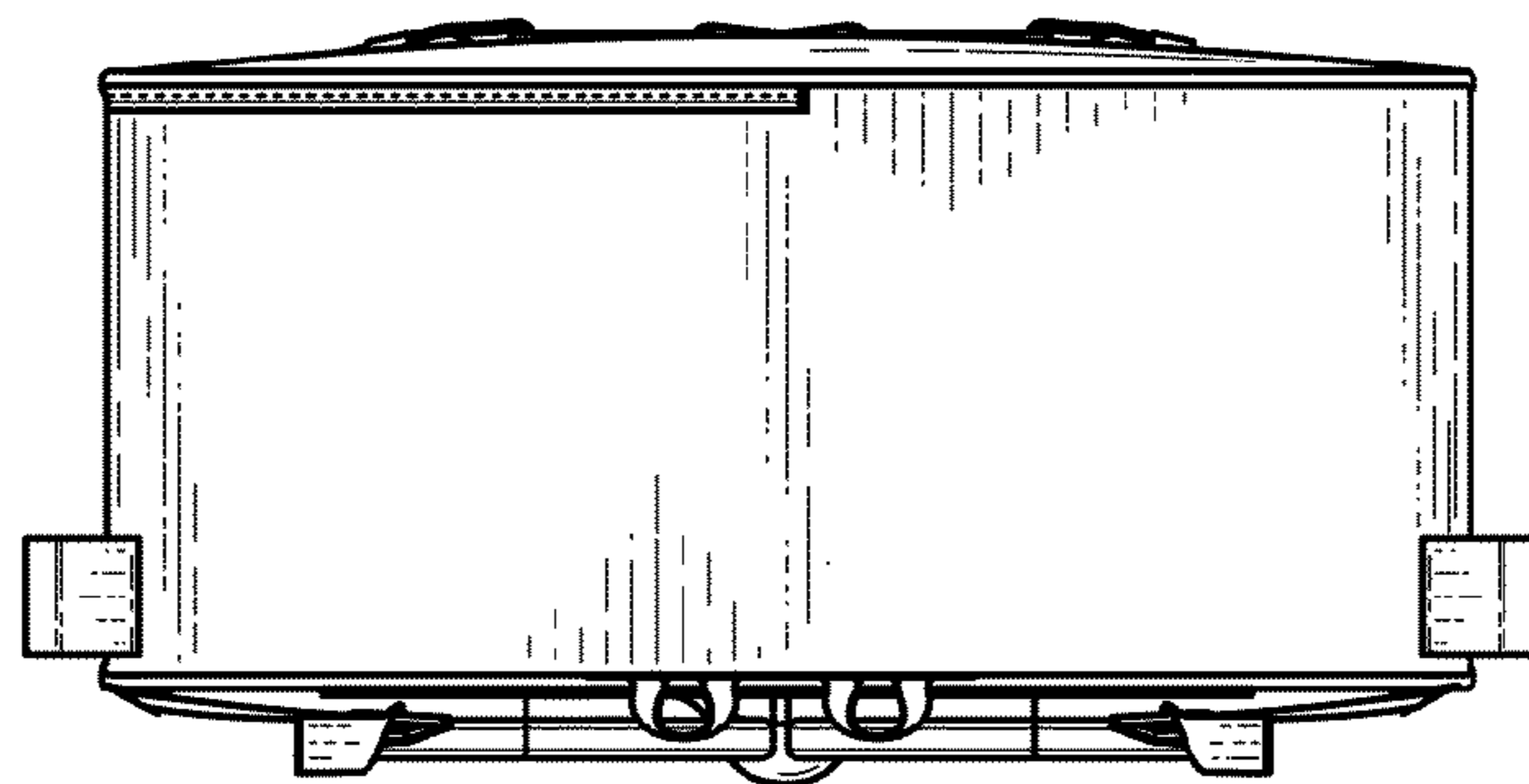


FIG. 6

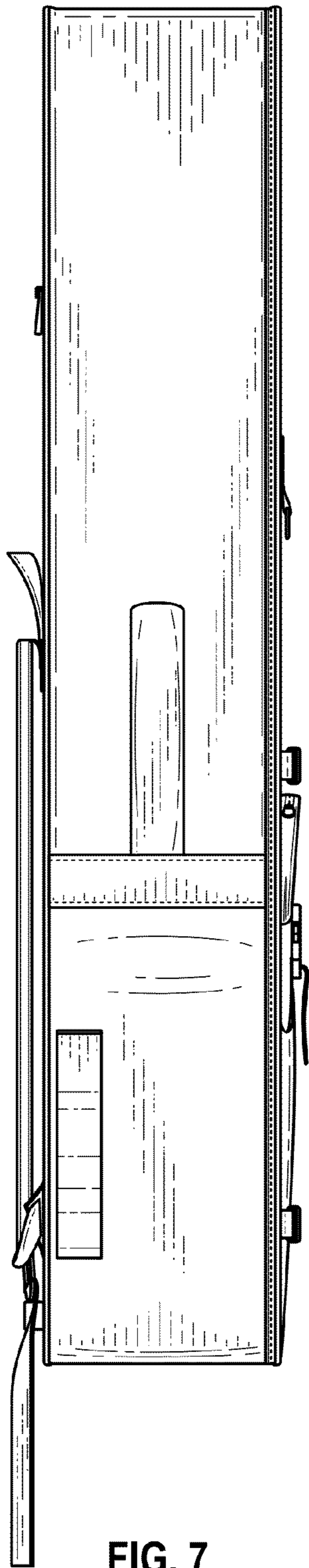


FIG. 7

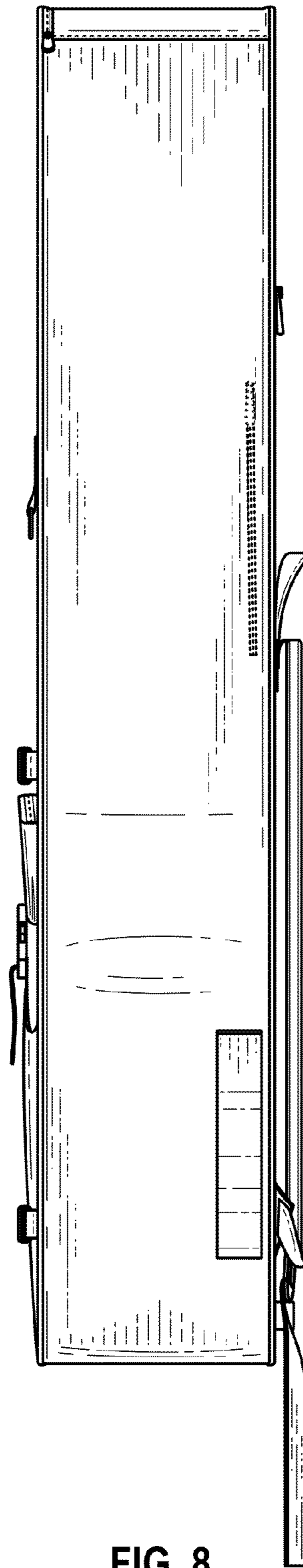


FIG. 8

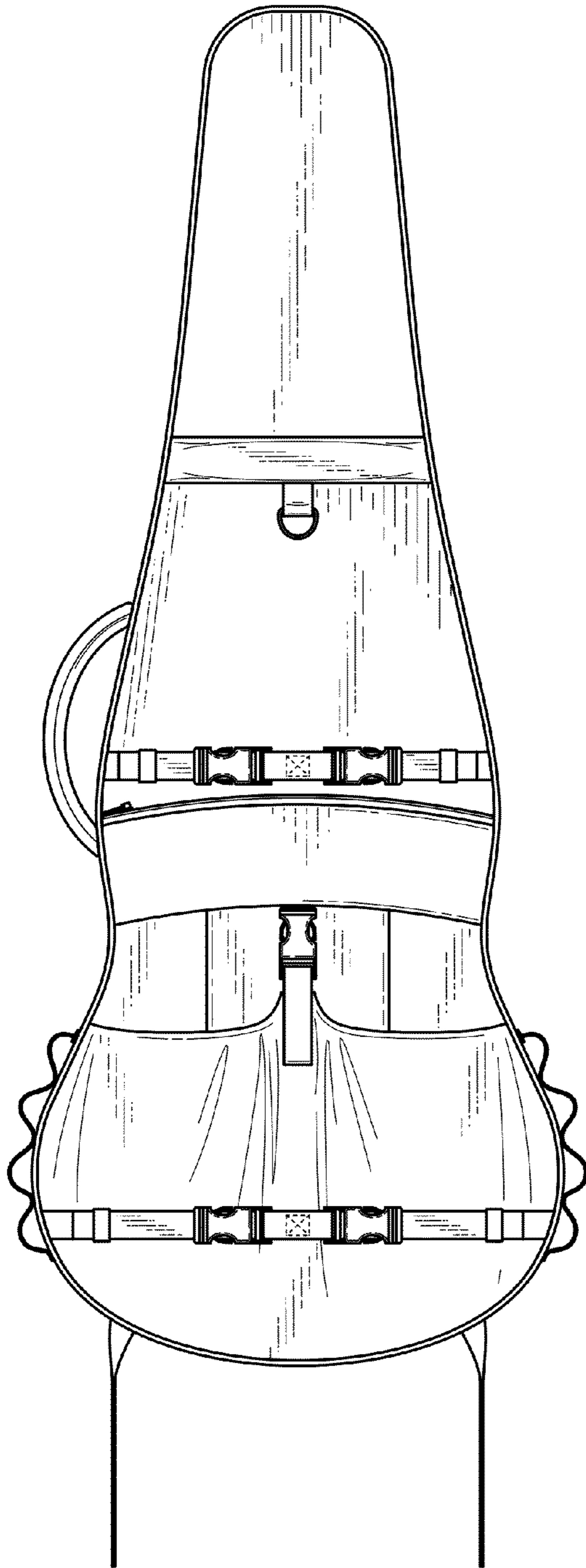


FIG. 9

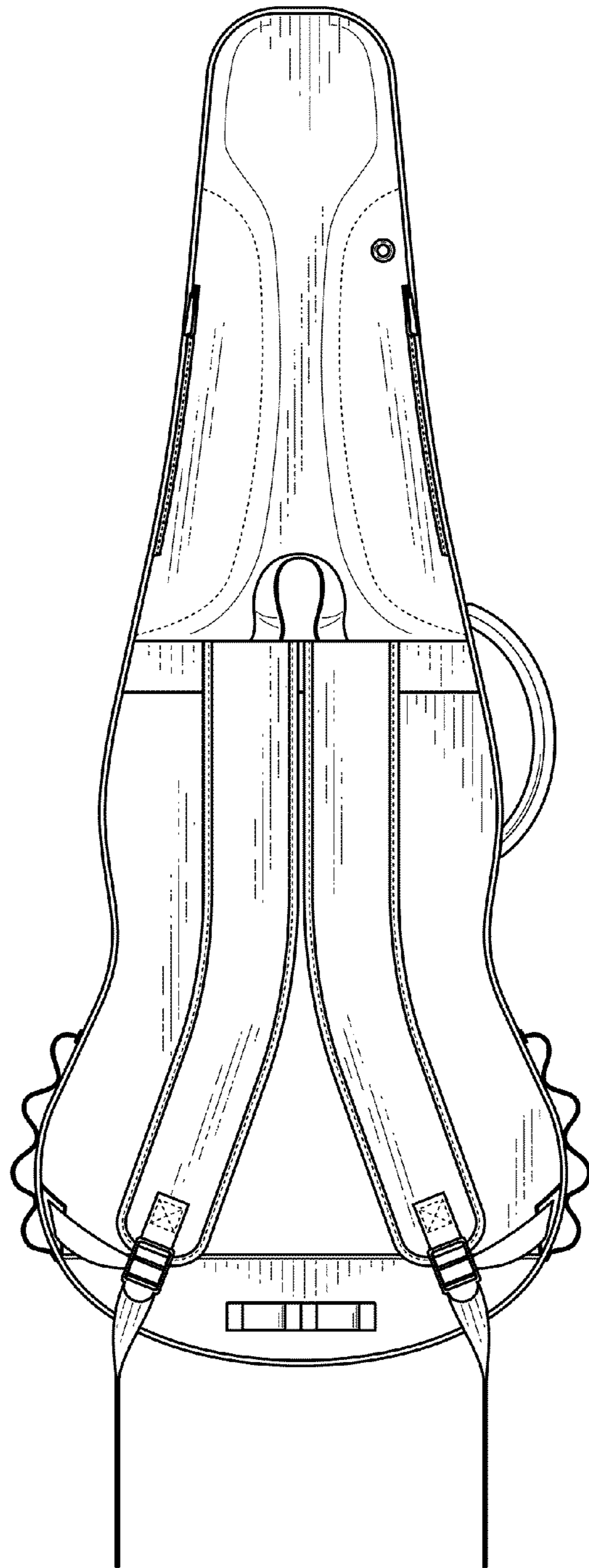


FIG. 10