



US00D758711S

(12) **United States Design Patent**
Zhang

(10) **Patent No.:** **US D758,711 S**
(45) **Date of Patent:** **** Jun. 14, 2016**

(54) **SURFACE PATTERN FOR USE ON A SHOE UPPER**

(71) Applicant: **Aparso (Fujian) Sportswear Co., Ltd.**,
Fujian Province (CN)

(72) Inventor: **Rongfu Zhang**, Fujian Province (CN)

(**) Term: **14 Years**

(21) Appl. No.: **29/514,036**

(22) Filed: **Jan. 8, 2015**

(51) **LOC (10) Cl.** **02-99**

(52) **U.S. Cl.**
USPC **D2/972**

(58) **Field of Classification Search**
USPC D2/897, 898, 902, 906-908, 944, 969,
D2/972-974
CPC .. A43B 13/181; A43B 13/141; A43B 13/186;
A43B 13/188; A43B 23/00; A43B 23/02;
A43B 23/26; A43B 1/04; A43B 11/14;
A43B 7/00; A43C 1/00; A43C 11/00
See application file for complete search history.

(56) **References Cited**

U.S. PATENT DOCUMENTS

D487,960 S *	4/2004	Bandini	D2/969
D543,682 S *	6/2007	Matis	D2/969
D587,892 S *	3/2009	Fullum	D2/972
D595,498 S *	7/2009	Dolan	D2/972
D605,396 S *	12/2009	Henderson	D2/972
D608,540 S *	1/2010	Dekovic	D2/972
D610,341 S *	2/2010	Cooper	D2/972
D623,841 S *	9/2010	Maejima	D2/972
D624,745 S *	10/2010	Henderson	D2/972
D682,536 S *	5/2013	Raasch	D2/972
D700,769 S *	3/2014	Parrett	D2/972

* cited by examiner

Primary Examiner — Dominic Simone

(74) *Attorney, Agent, or Firm* — Prakash Nama; Global IP Services, PLLC

(57) **CLAIM**

The ornamental design for a surface pattern for use on a shoe upper, as shown and described.

DESCRIPTION

FIG. 1 is a front elevational view of a first embodiment of the surface pattern for use on a shoe upper showing my new design;

FIG. 2 is a rear elevational view thereof;

FIG. 3 is a right side view thereof;

FIG. 4 is a top plan view thereof;

FIG. 5 is a perspective view thereof;

FIG. 6 is a front elevational view of a second embodiment of the surface pattern for use on a shoe upper; the second embodiment is the same as the first embodiment except that an additional inverted V shaped strip in the same design as those inverted V shaped strips of the surface pattern shown in the first embodiment is similarly added behind the rearmost inverted V shaped strip on each side of the shoe upper shown in the first embodiment, and each additional inverted V shaped strip has a size and orientation adapted to the surface of the shoe upper.

FIG. 7 is a rear elevational view of the second embodiment of the surface pattern;



FIG. 8 is a right side view of the second embodiment of the surface pattern;

FIG. 9 is a top plan view of the second embodiment of the surface pattern; and,

FIG. 10 is a perspective view of the second embodiment of the surface pattern.

The broken lines showing a shoe is for illustrative purposes only and form no part of the claimed design.

1 Claim, 6 Drawing Sheets






FIG. 1




FIG. 2

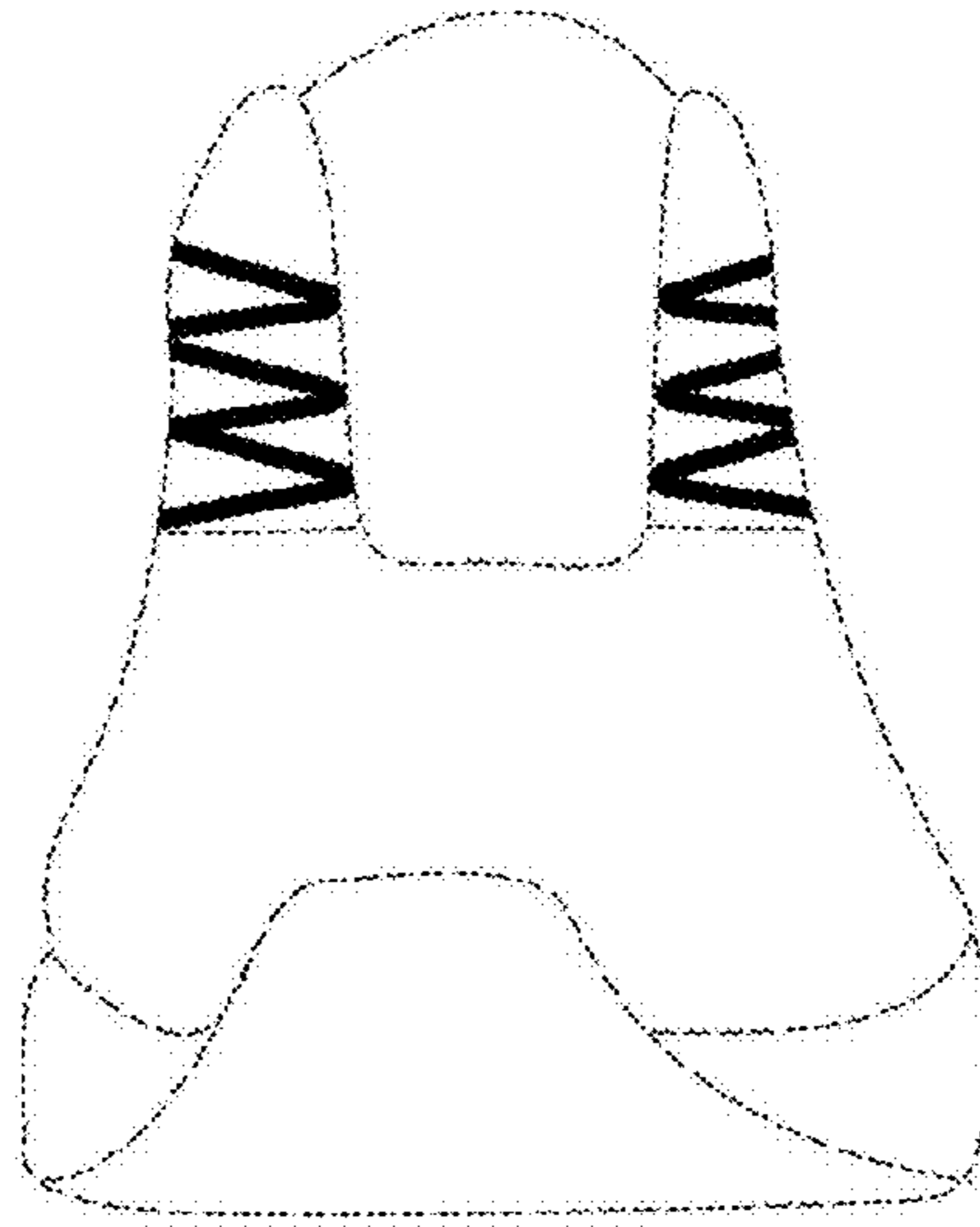


FIG. 3

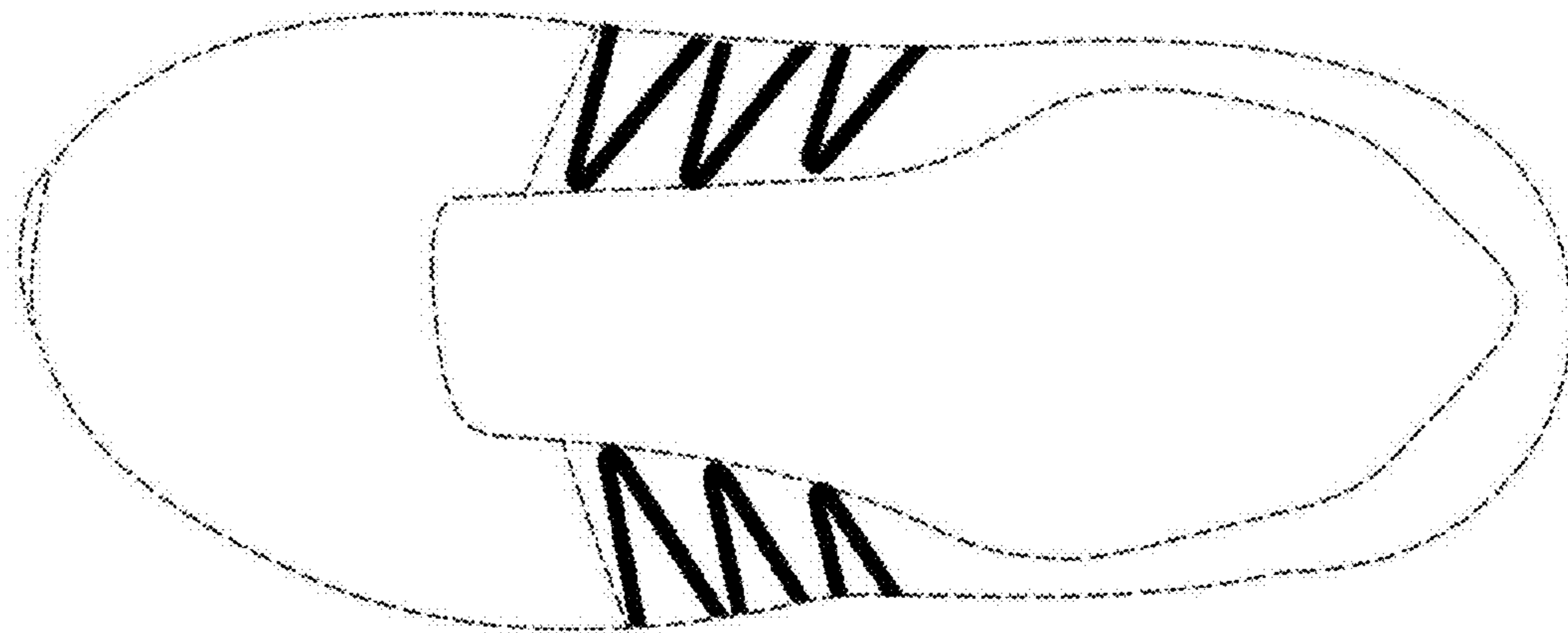


FIG. 4




FIG. 5




FIG. 6




FIG. 7

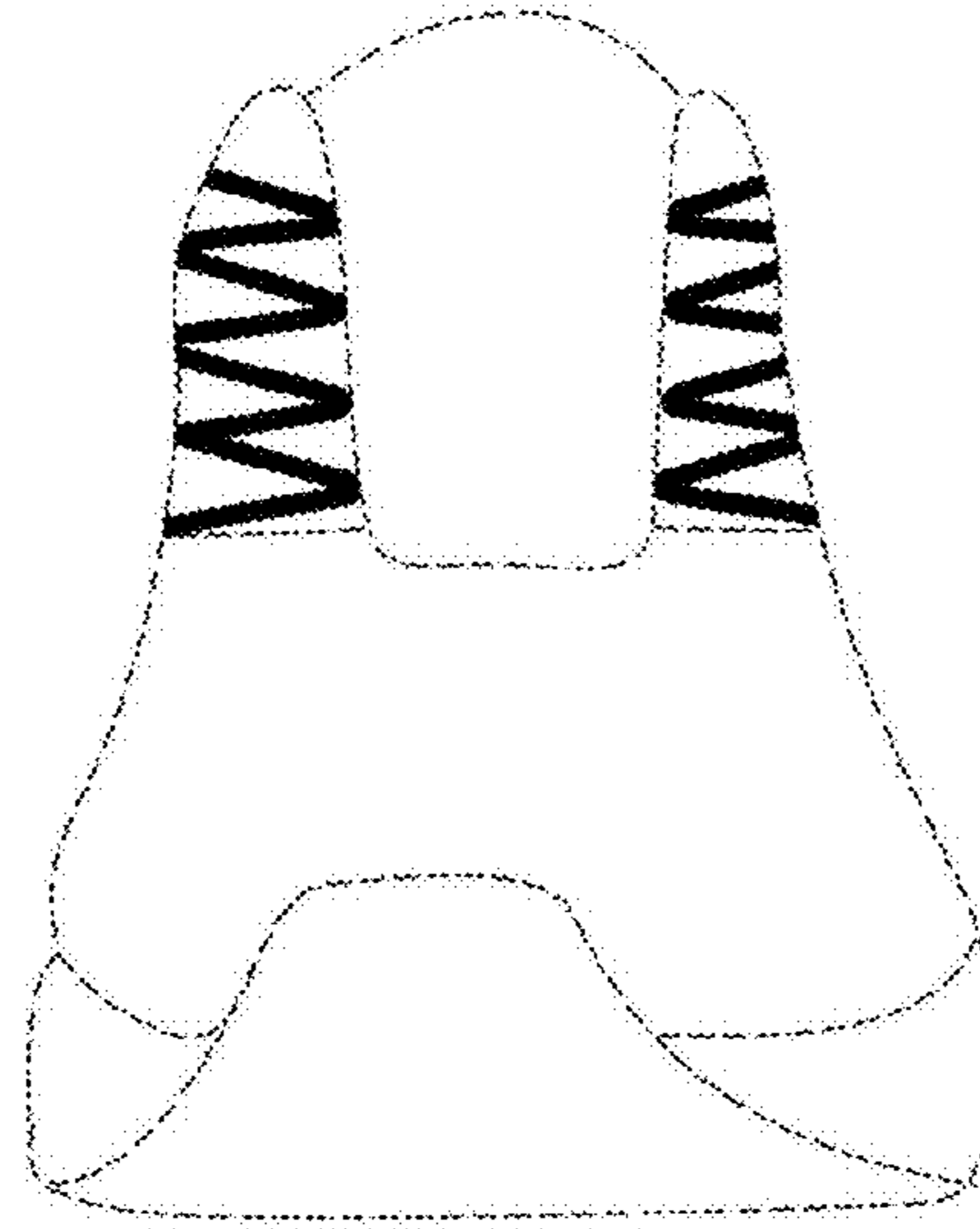


FIG. 8




FIG. 9




FIG. 10