



US00D758710S

(12) **United States Design Patent**
Bacon

(10) **Patent No.:** **US D758,710 S**
(45) **Date of Patent:** **** Jun. 14, 2016**

- (54) **GOLF SHOE UPPER**
- (71) Applicant: **Acushnet Company**, Fairhaven, MA
(US)
- (72) Inventor: **Jonathan G. Bacon**, East Taunton, MA
(US)
- (73) Assignee: **Acushnet Company**, Fairhaven, MA
(US)
- (**) Term: **15 Years**
- (21) Appl. No.: **29/529,577**
- (22) Filed: **Jun. 9, 2015**
- (51) **LOC (10) Cl.** **02-99**
- (52) **U.S. Cl.**
USPC **D2/969**
- (58) **Field of Classification Search**
USPC D2/902, 906-908, 944, 969, 971-974
CPC .. A43B 13/181; A43B 13/141; A43B 13/186;
A43B 13/188; A43B 23/00; A43B 23/02;
A43B 5/00; A43B 23/26; A43B 1/04; A43B
11/14; A43B 7/00; A43C 1/00; A43C 1/04;
A43C 1/06
See application file for complete search history.

D630,831 S *	1/2011	Lane, III	D2/969
D633,702 S	3/2011	Mochen et al.		
D654,680 S	2/2012	Mochen		
D654,681 S *	2/2012	Bacon	D2/906
D656,306 S *	3/2012	Bacon	D2/969
D656,307 S	3/2012	Feeney et al.		
D663,933 S *	7/2012	Lane	D2/906
D725,360 S *	3/2015	Bacon	D2/907

* cited by examiner

Primary Examiner — Dominic Simone

(74) *Attorney, Agent, or Firm* — Daniel W. Sullivan

(57) **CLAIM**

The ornamental design for a golf shoe upper, as shown and described.

DESCRIPTION

FIG. 1 is a top perspective view of the golf shoe upper of this invention;
 FIG. 2 is a top plan view of the golf shoe upper of this invention;
 FIG. 3 is a lateral side elevation view of the golf shoe upper of this invention;
 FIG. 4 is a medial side elevation view of the golf shoe upper of this invention;
 FIG. 5 is a bottom plan view of the golf shoe upper of this invention;
 FIG. 6 is a front elevation view of the golf shoe upper of this invention; and,
 FIG. 7 is a rear elevation view of the golf shoe upper of this invention.

In FIGS. 1-7, the broken lines on the top surface of the shoe represent thread stitching. The broken lines showing a FJ logo form no part of the claimed design. Also, the different stippling shown on the top surface of the shoe indicates a contrast in appearance. The broken lines on the bottom surface of the shoe showing a shoe outsole including cleats form no part of the claimed design.

1 Claim, 4 Drawing Sheets

(56) **References Cited**

U.S. PATENT DOCUMENTS

611,266 A *	9/1898	Morse	A43B 23/047
				36/131
D188,037 S *	5/1960	Dassler	36/114
D235,700 S *	7/1975	Senter	D2/906
D392,456 S *	3/1998	Yun	D2/972
D541,025 S *	4/2007	Mochen	D2/969
D560,339 S *	1/2008	Lane, III	D2/969
D603,596 S *	11/2009	Feeney	D2/969
D603,597 S	11/2009	Bacon		
D628,373 S *	12/2010	Lane, III	D2/969
D628,785 S	12/2010	Feeney et al.		


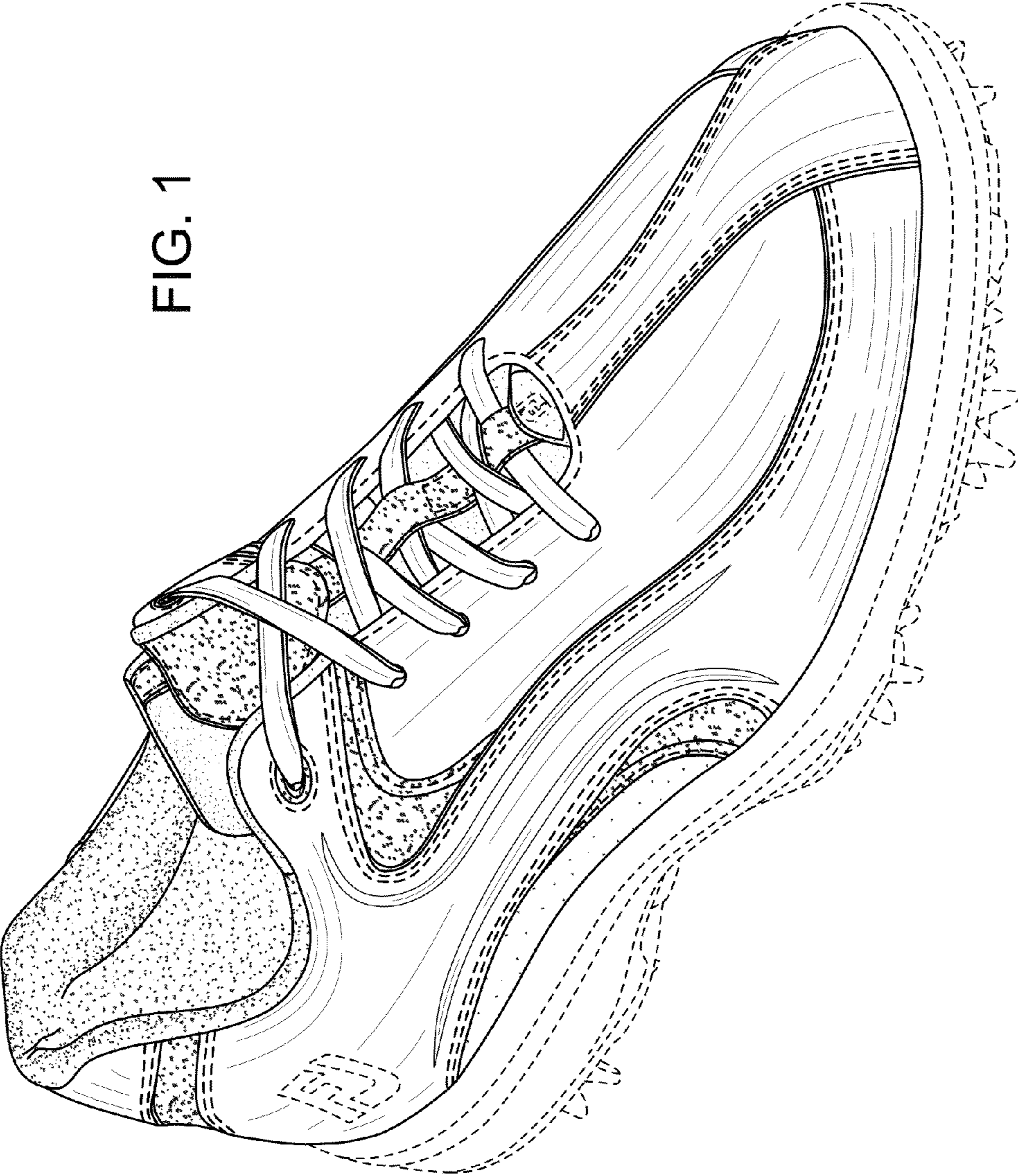


FIG. 1



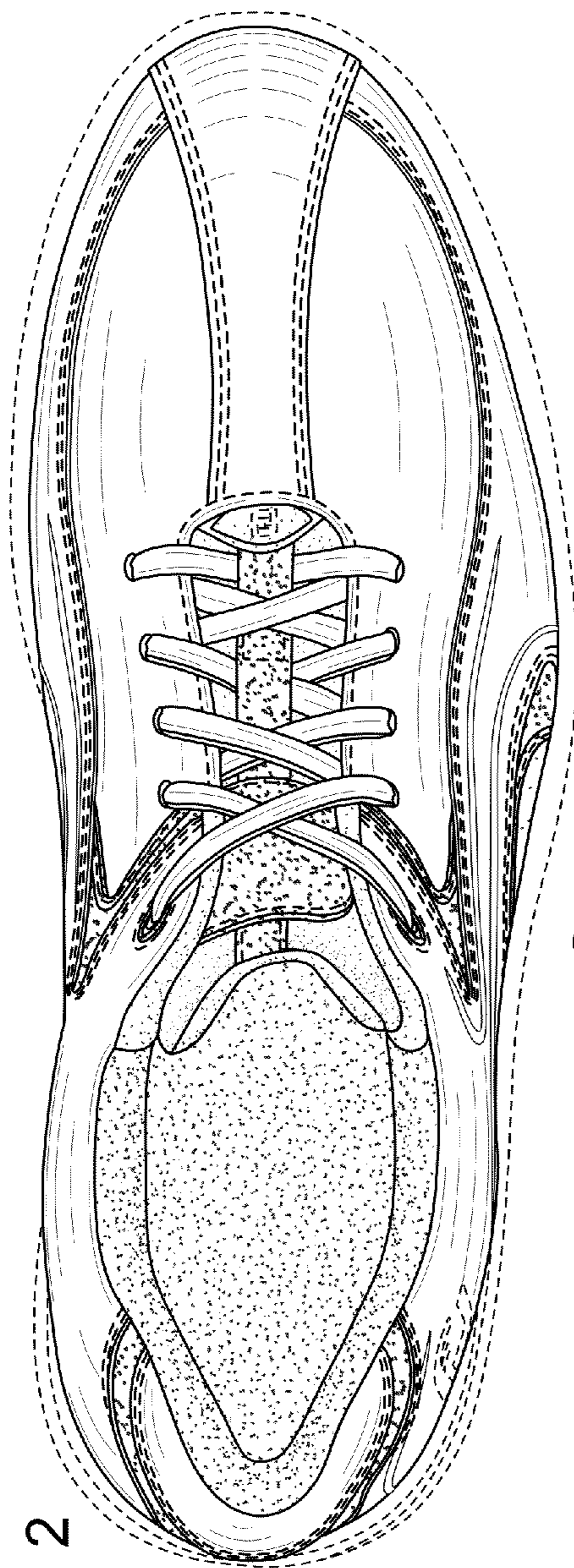


FIG. 2

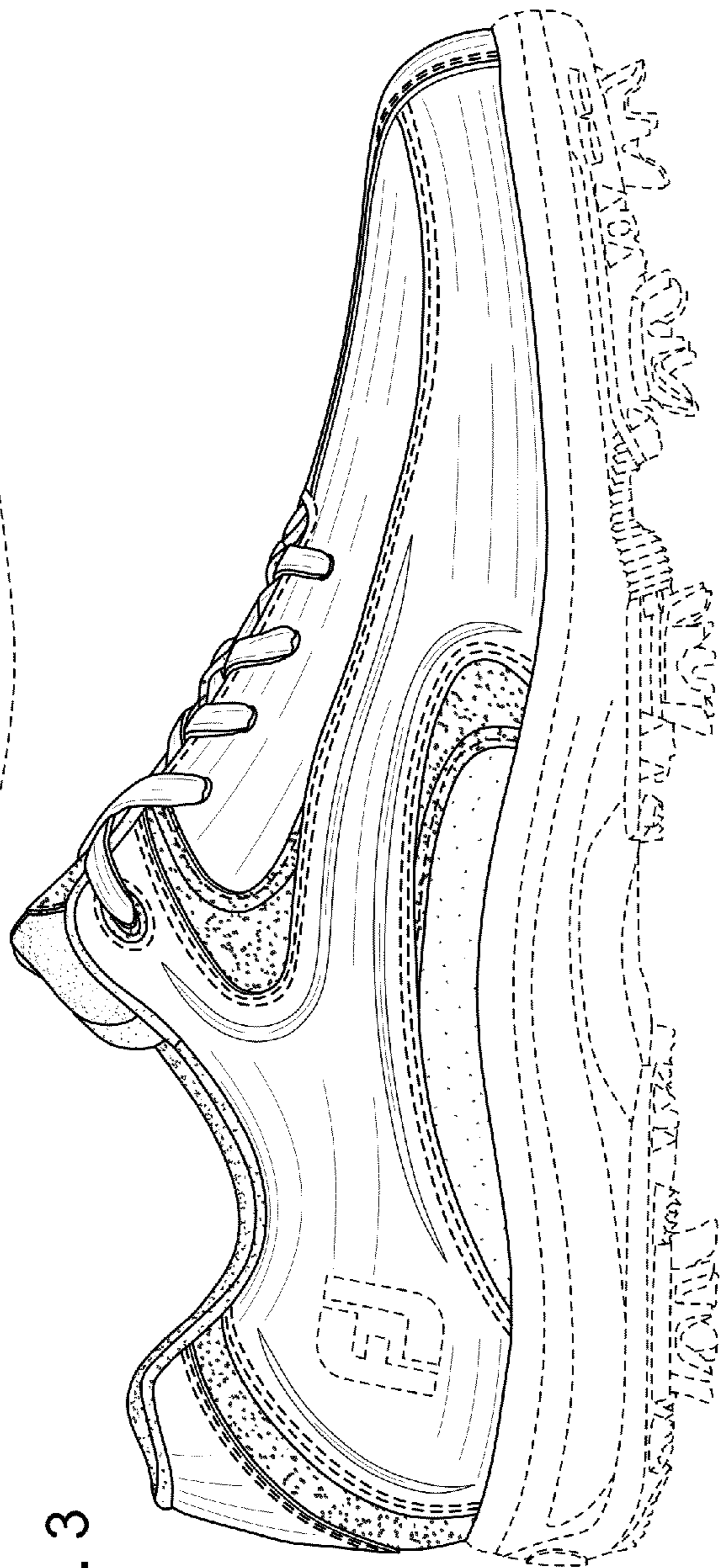


FIG. 3

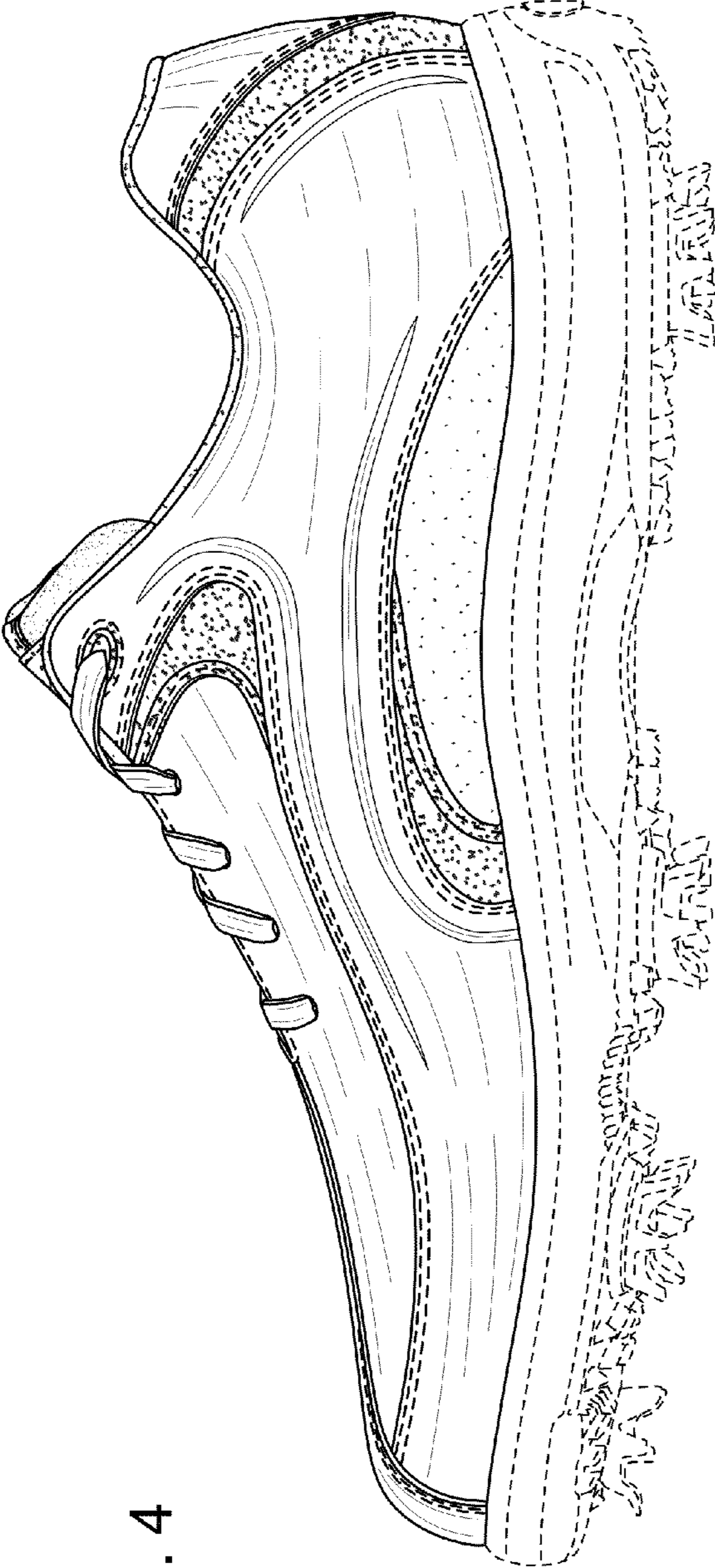


FIG. 4

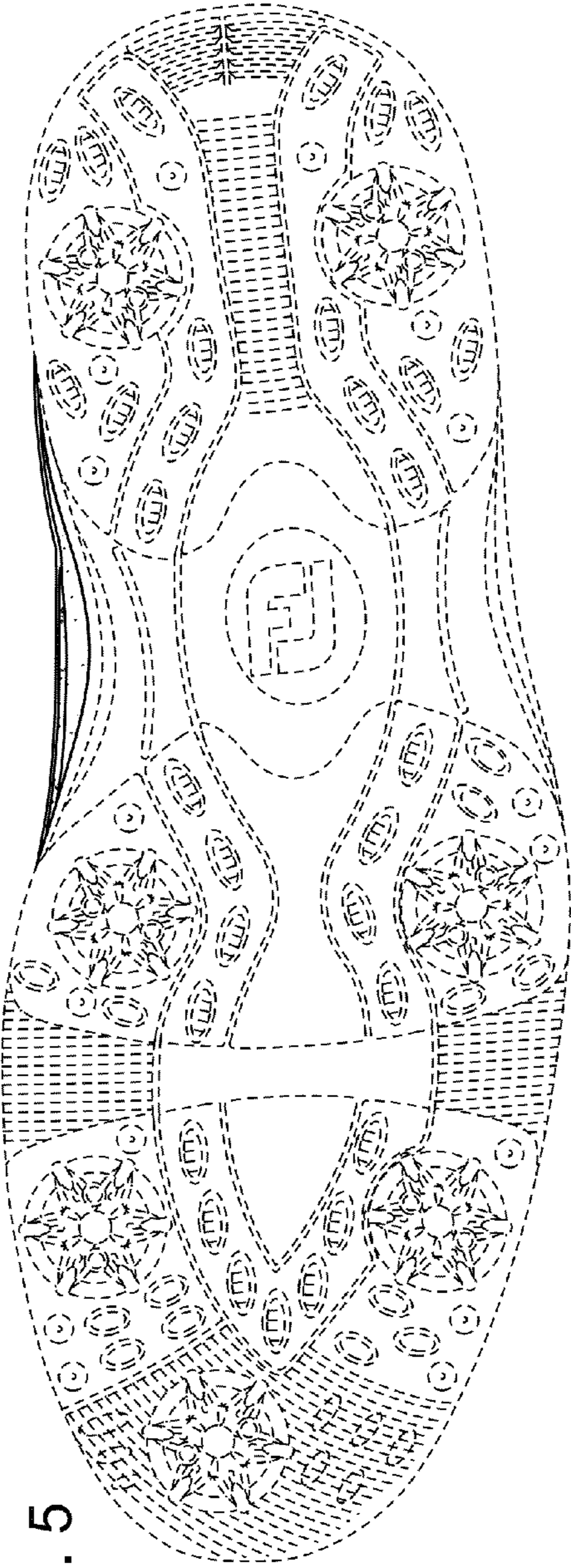


FIG. 5

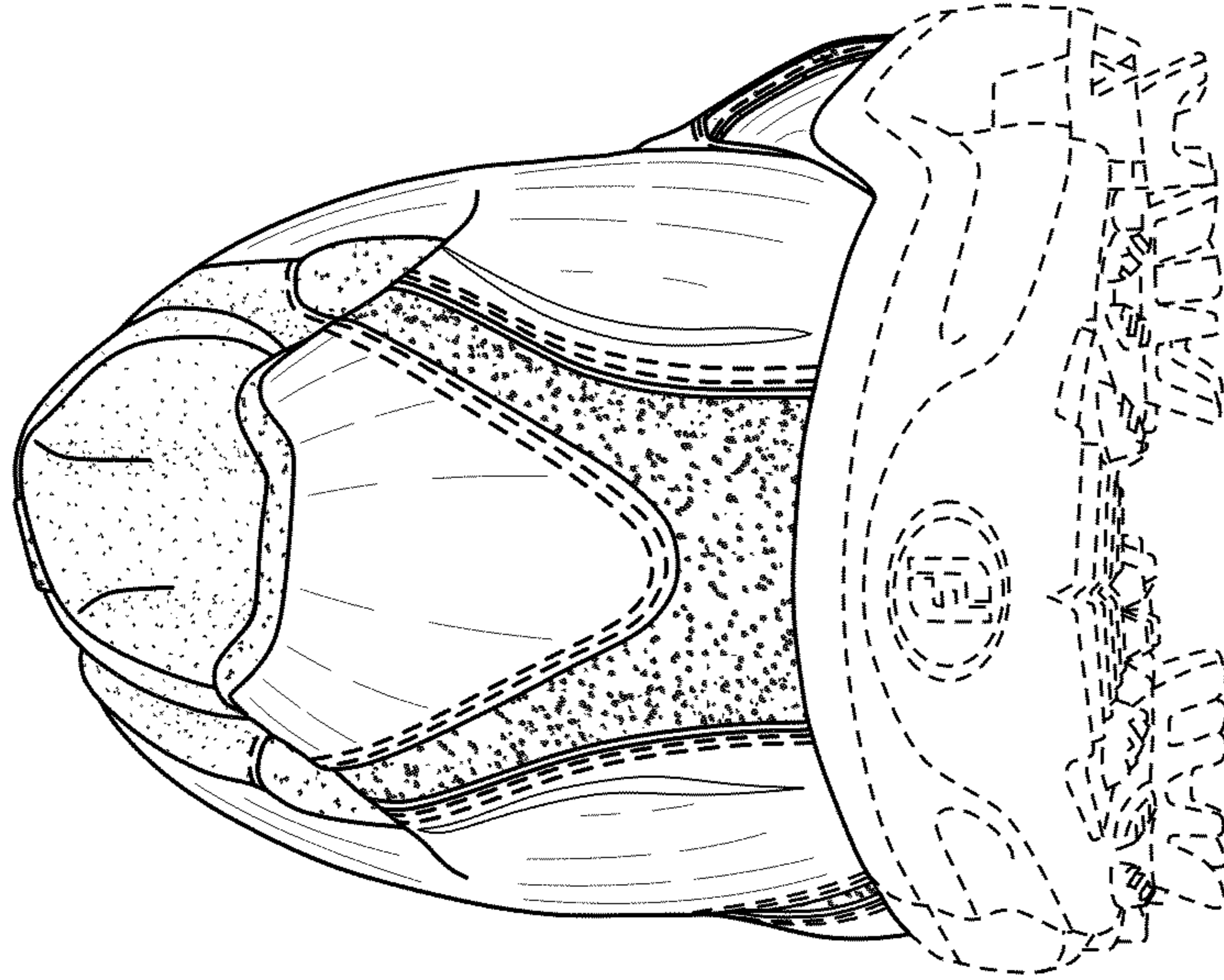


FIG. 7

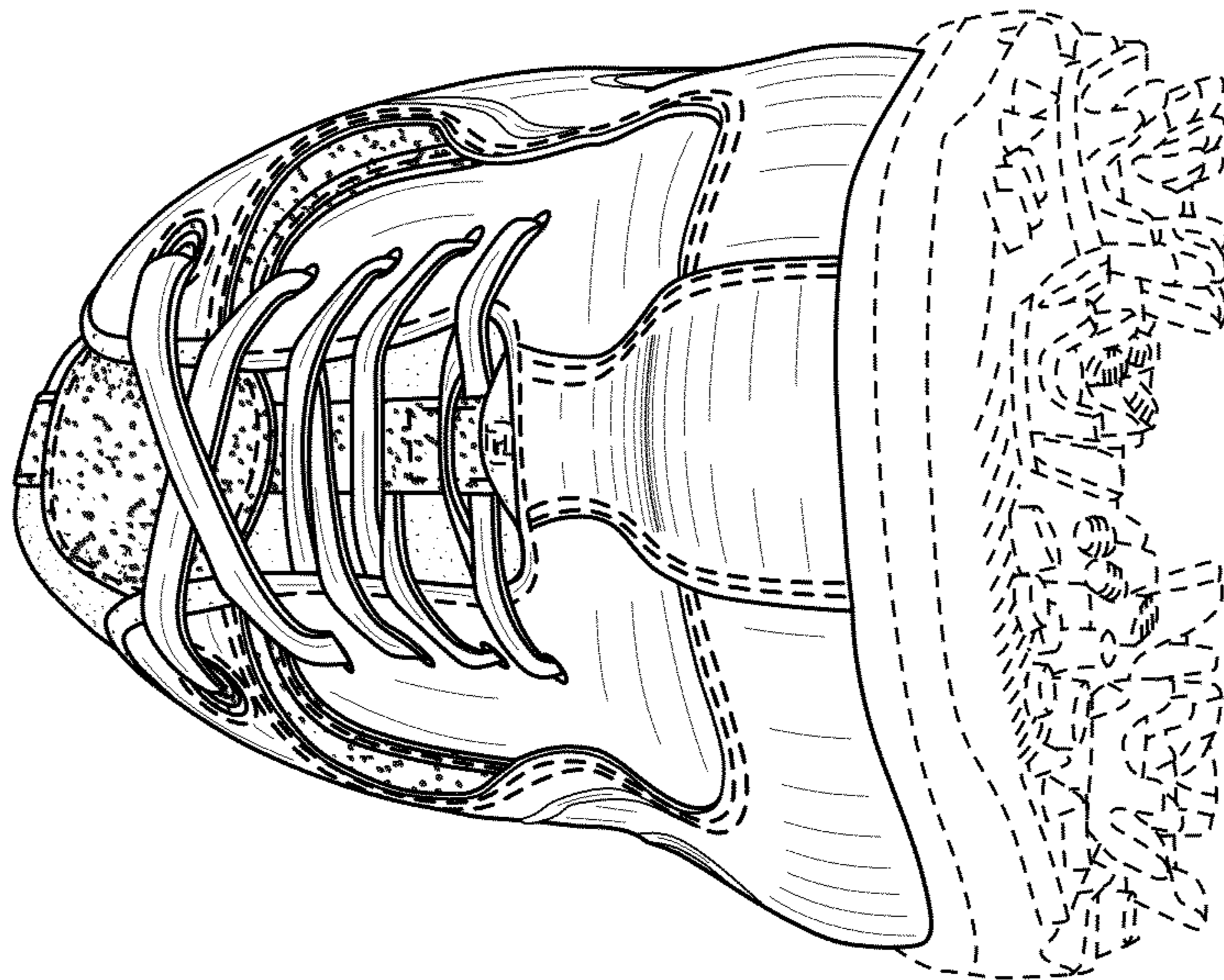


FIG. 6