



US00D758690S

(12) **United States Design Patent**  
**Miller**

(10) **Patent No.:** **US D758,690 S**  
(45) **Date of Patent:** **\*\* Jun. 7, 2016**

(54) **FIREARM SAFE**

(71) Applicant: **Thomas E. Miller**, Spencer, WV (US)

(72) Inventor: **Thomas E. Miller**, Spencer, WV (US)

(\*\*) Term: **14 Years**

(21) Appl. No.: **29/517,374**

(22) Filed: **Feb. 12, 2015**

(51) **LOC (10) Cl.** ..... **99-00**

(52) **U.S. Cl.**  
USPC ..... **D99/28**

(58) **Field of Classification Search**  
USPC ..... D99/28, 34, 35, 36, 43, 99; 109/1 R, 1 V,  
109/2, 45; 902/9, 30; 235/100; 206/317,  
206/527, 235; 312/400, 409  
CPC .... E05B 65/0075; F42B 39/00; F42B 39/002;  
F42B 39/14; F42B 39/18; F42B 39/24;  
F42B 39/22; F42B 39/20; F42B 39/26;  
E05G 1/00; E05G 1/005; E05G 1/024; E05G  
5/00; E05G 2700/00; E05G 2700/02; E05G  
2700/04; E05G 5/02; G07D 11/0009; G07F  
9/06; G07F 9/003; G07F 9/002; G07F 9/004;  
G07F 9/008; G07F 11/009; G07F 17/10  
See application file for complete search history.

5,111,755 A \* 5/1992 Rouse ..... A47B 81/005  
109/25

5,344,010 A \* 9/1994 Dyer ..... F41C 33/06  
206/1.5

D380,793 S \* 7/1997 Conwell ..... D21/519

5,769,006 A \* 6/1998 Allaer ..... E05G 1/00  
109/51

6,260,300 B1 \* 7/2001 Klebes ..... F41A 17/066  
206/317

D461,617 S \* 8/2002 Gardner ..... D99/28

D485,041 S \* 1/2004 Paris ..... D99/28

6,752,092 B2 \* 6/2004 Beattie ..... E05G 1/024  
109/73

D495,113 S \* 8/2004 Lynch ..... D6/705.5

D498,895 S \* 11/2004 Lynch ..... D99/28

D534,965 S \* 1/2007 Chung ..... D21/512

D557,875 S \* 12/2007 Stuhlberg ..... D99/28

D617,525 S \* 6/2010 Taylor ..... D99/28

D617,974 S \* 6/2010 Alfeld, Sr. .... D99/28

D620,675 S \* 7/2010 Doettingling ..... D99/28

D634,915 S \* 3/2011 Nave ..... D99/28

7,918,362 B2 \* 4/2011 Schmitt ..... B65D 55/145  
220/324

D655,885 S \* 3/2012 Meekma ..... D99/28

D659,344 S \* 5/2012 Meekma ..... D99/28

D732,264 S \* 6/2015 Hine ..... D99/28

D732,265 S \* 6/2015 Osiecki ..... D99/28

D748,365 S \* 1/2016 Nelson ..... D99/28

(Continued)

Primary Examiner — Elizabeth J Oswecki

(56) **References Cited**  
U.S. PATENT DOCUMENTS

166,107 A \* 7/1875 Hyath ..... E05G 1/08  
109/53

2,088,459 A \* 7/1937 Bennett ..... E05G 5/006  
312/223.1

2,635,563 A \* 4/1953 McBride ..... E05G 1/005  
109/52

D214,141 S \* 5/1969 Horikoshi ..... D99/28

4,391,204 A \* 7/1983 Mitchell ..... G07F 17/12  
109/39

4,669,394 A \* 6/1987 Fogleman ..... E05G 1/02  
109/59 T

D291,019 S \* 7/1987 Druihet ..... D8/302

D308,279 S \* 5/1990 Hill ..... D99/28

D308,744 S \* 6/1990 Arauchi ..... D99/28

D314,406 S \* 2/1991 Lerch ..... D21/519

(57) **CLAIM**

The ornamental design for a firearm safe, as shown and described.

**DESCRIPTION**

FIG. 1 is a perspective view of a firearm safe showing my new design;

FIG. 2 is a front elevational view thereof;

FIG. 3 is a rear elevational view thereof;

FIG. 4 is a left side elevational view thereof;

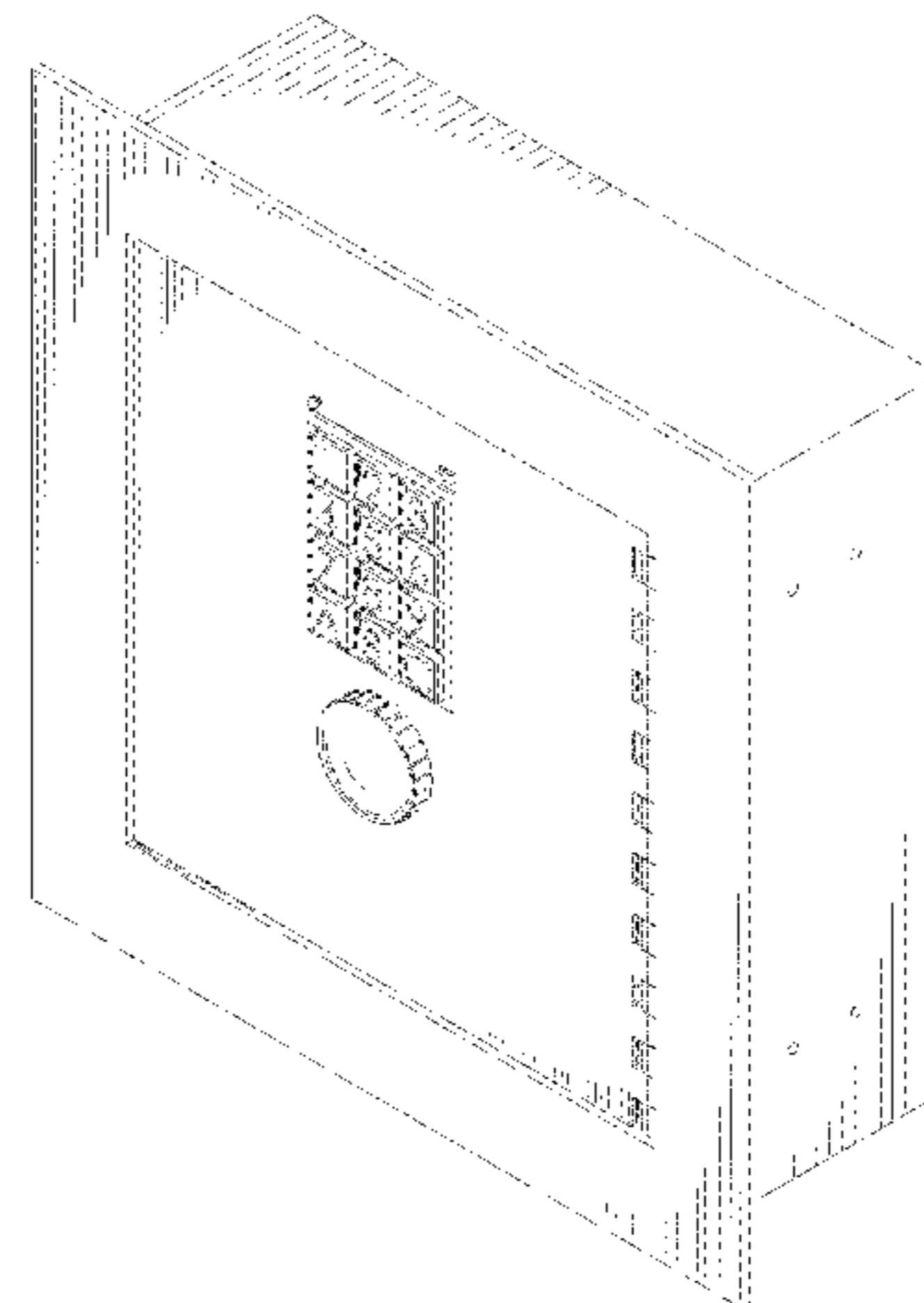
FIG. 5 is a right side elevational view thereof;

FIG. 6 is a top plan view thereof; and,

FIG. 7 is a bottom plan view thereof.

The broken lines shown in the drawings represent portions of the firearm safe that form no part of the claimed design.

**1 Claim, 7 Drawing Sheets**



(56)

**References Cited**

2008/0229983 A1\* 9/2008 Pendleton ..... A47B 81/005  
109/45

U.S. PATENT DOCUMENTS

D748,889 S \* 2/2016 Ng ..... D99/28 \* cited by examiner

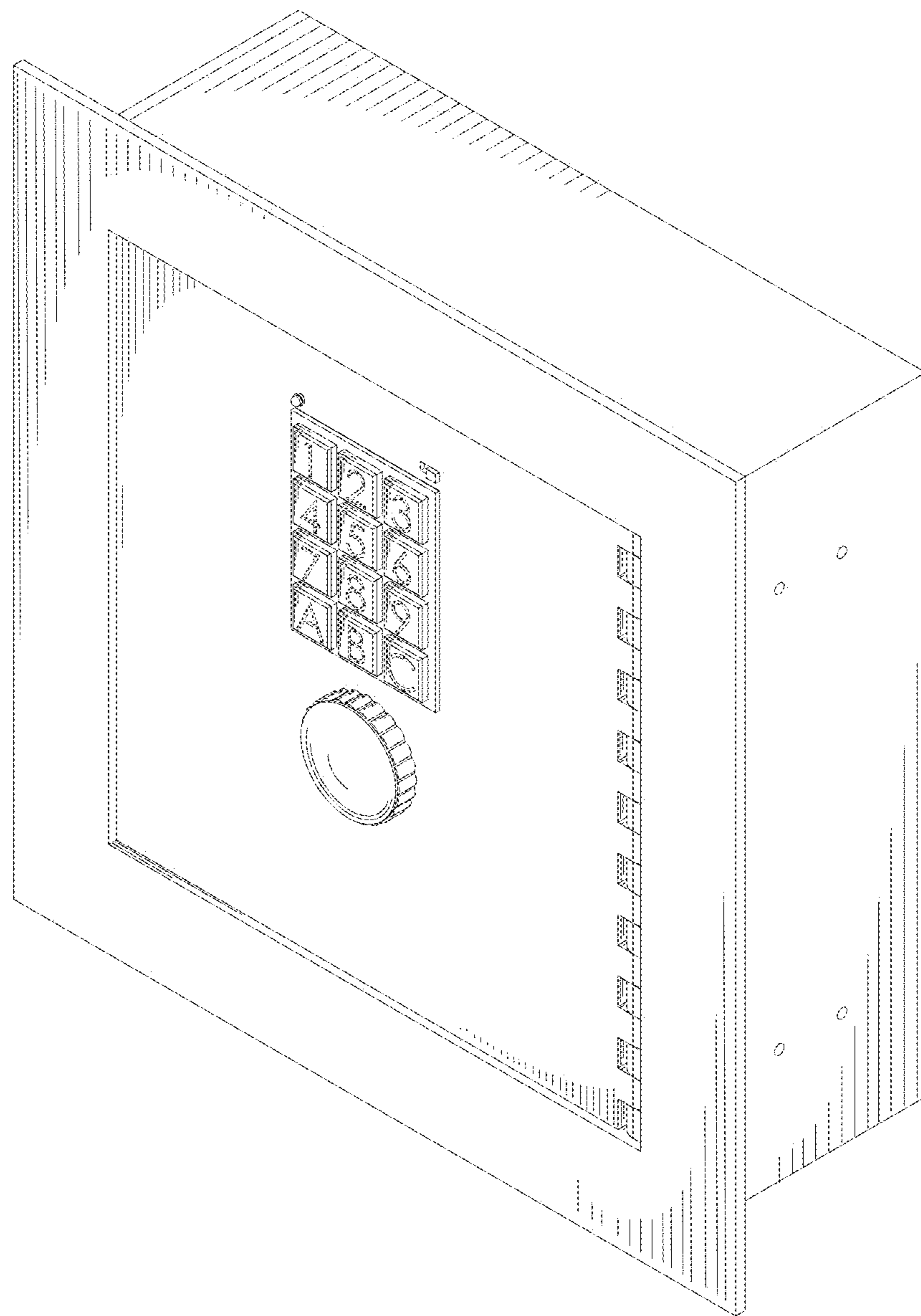


FIG. 1

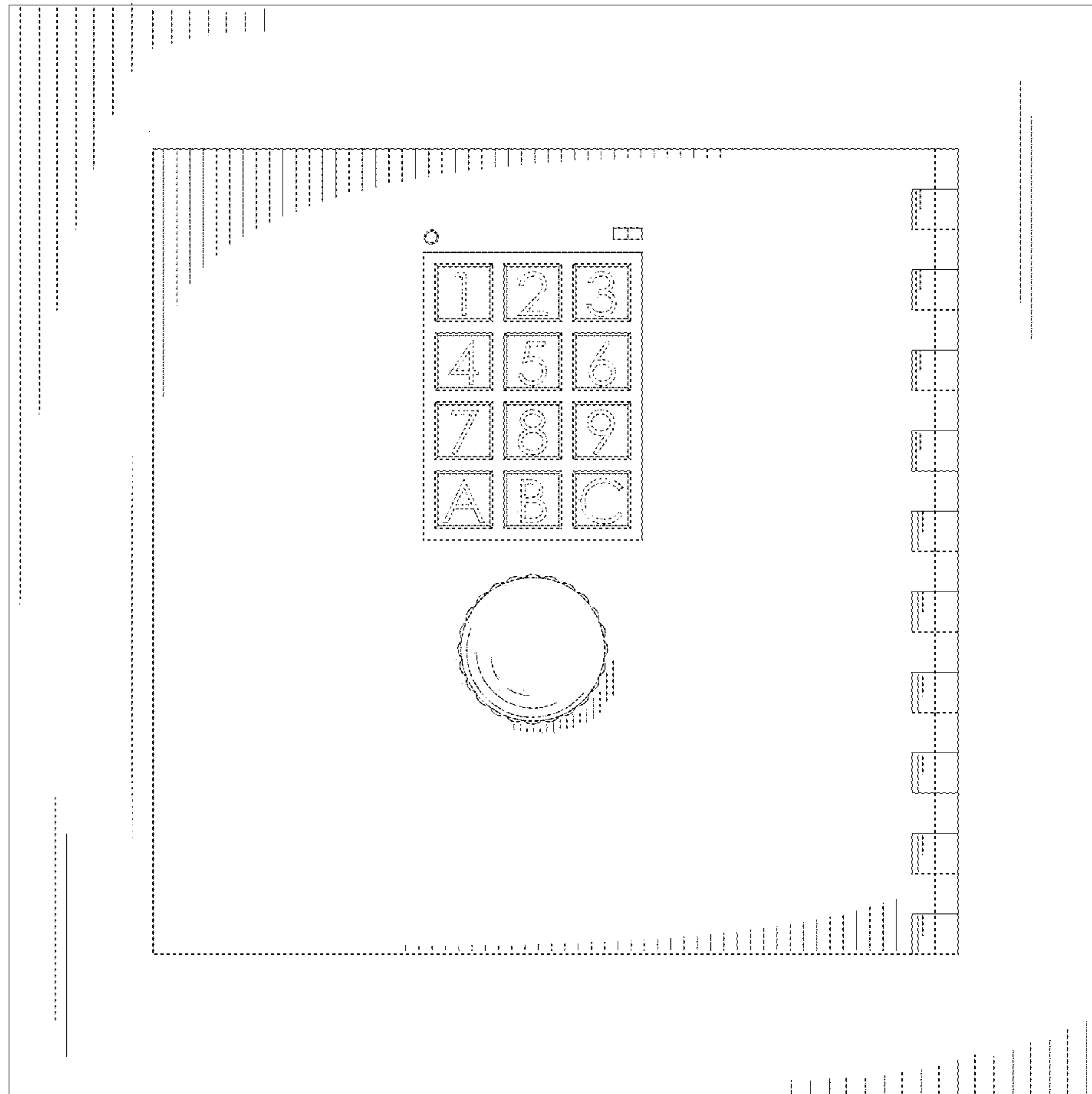


FIG. 2




FIG. 3




FIG. 4




FIG. 5

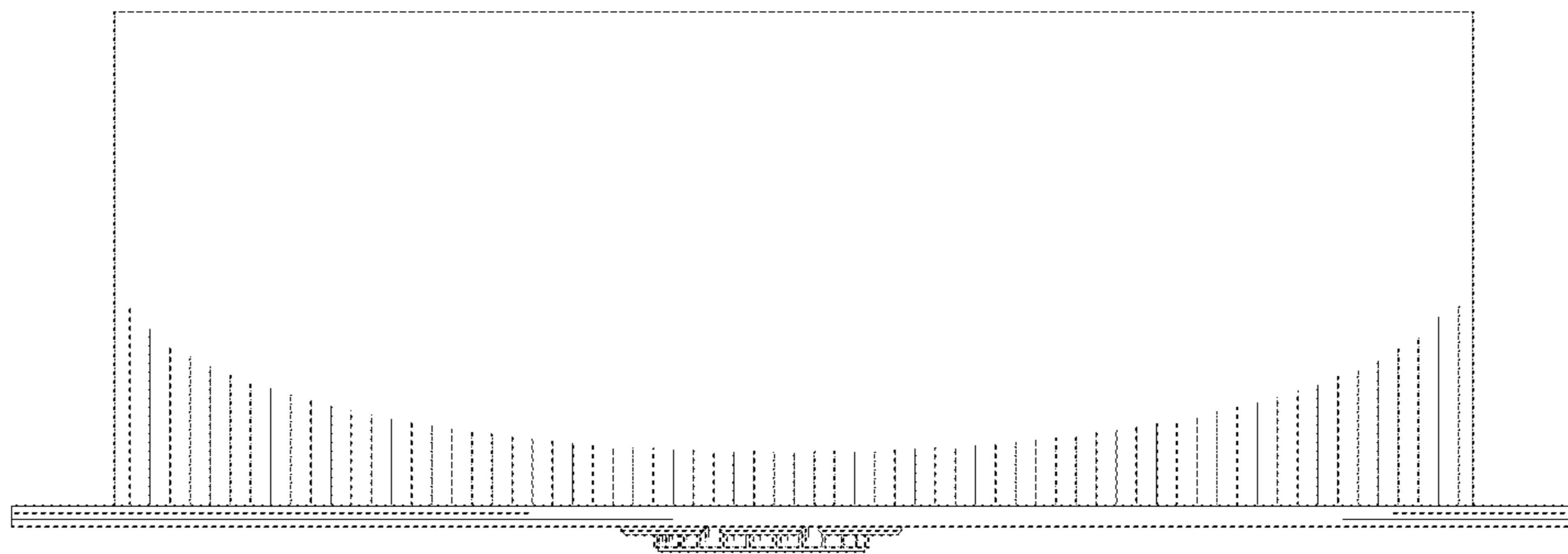


FIG. 6



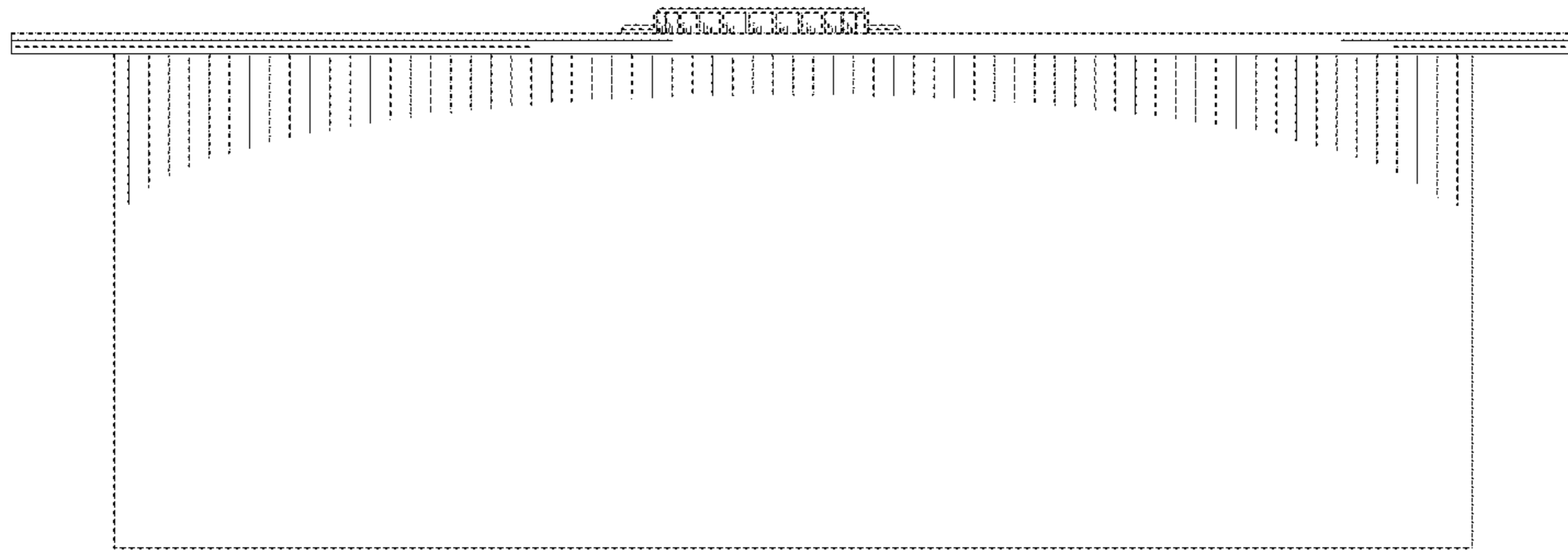


FIG. 7