



US00D758686S

(12) **United States Design Patent**
Beumer

(10) **Patent No.:** **US D758,686 S**
(45) **Date of Patent:** **** Jun. 7, 2016**

(54) **FLIP BIN**

(71) Applicant: **Brabantia Nederland B.V.**,
Valkenswaard (NL)
(72) Inventor: **Richard Beumer**, Eindhoven (NL)
(73) Assignee: **Brabantia Nederland B.V.**,
Valkenswaard (NL)

(**) Term: **14 Years**
(21) Appl. No.: **29/516,123**
(22) Filed: **Jan. 29, 2015**

(30) **Foreign Application Priority Data**
Oct. 9, 2014 (EM) 002554188-0001
(51) **LOC (10) Cl.** **09-09**
(52) **U.S. Cl.**
USPC **D34/8**
(58) **Field of Classification Search**
USPC D34/1-11; 220/908, 909, 910, 911,
220/913, 262, 263, 264
CPC B65F 1/06; B65F 1/1615; B65F 1/1607;
B65F 1/163; B65F 1/16; B65F 1/062; B65F
1/668; B65D 90/587; B65D 90/10
See application file for complete search history.

(56) **References Cited**

U.S. PATENT DOCUMENTS

D537,600 S * 2/2007 Lin D34/7
D629,172 S * 12/2010 Liao D34/7
D737,013 S * 8/2015 Beumer D34/7
D737,014 S * 8/2015 Wall D34/9

* cited by examiner

Primary Examiner — Cynthia Ramirez

(74) *Attorney, Agent, or Firm* — Abelman, Frayne & Schwab

(57) **CLAIM**

The ornamental design for a flip bin, as shown and described.

DESCRIPTION

FIG. 1 top, front and right side perspective view of the flip bin, according to my new design, showing the lid in the open position;

FIG. 2 is a front elevational view thereof;

FIG. 3 is a left side elevational view thereof;

FIG. 4 is a right side elevational view thereof;

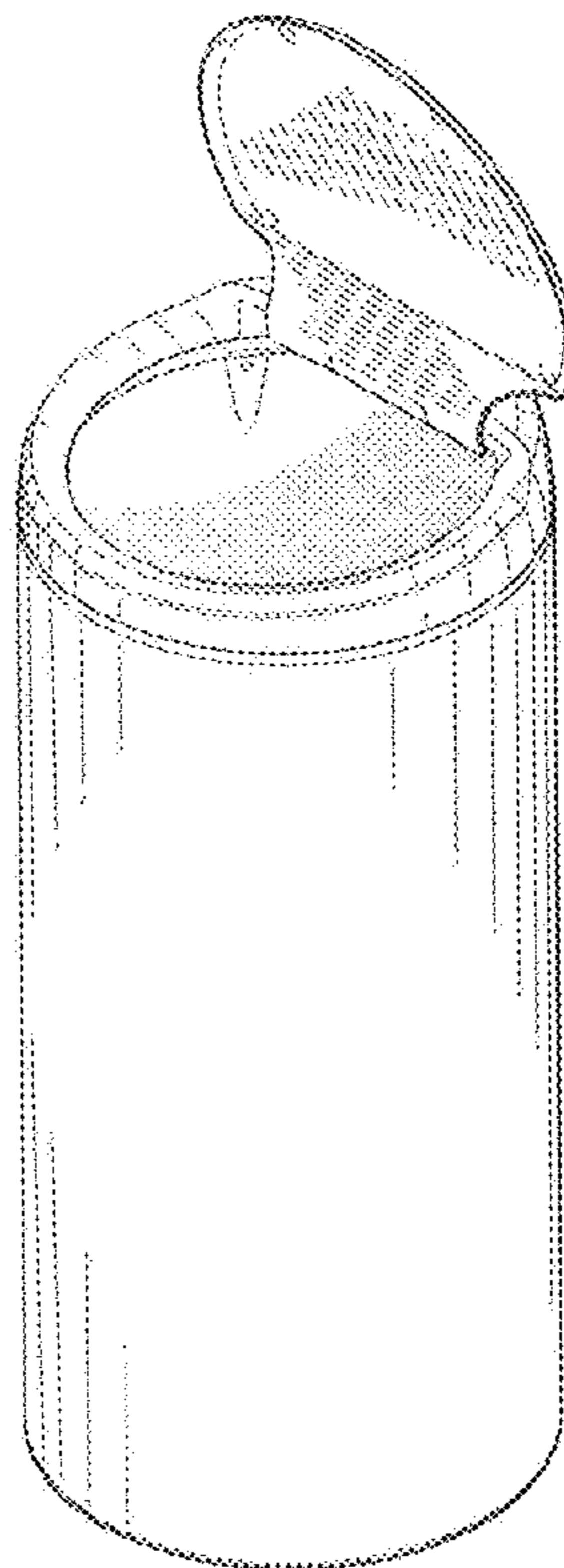
FIG. 5 is a rear side elevational view thereof;

FIG. 6 is a top plan view thereof; and,

FIG. 7 is a bottom plan view thereof.

The broken lines shown in the drawings illustrate portions of the flip bin that form no part of the claimed design.

1 Claim, 7 Drawing Sheets



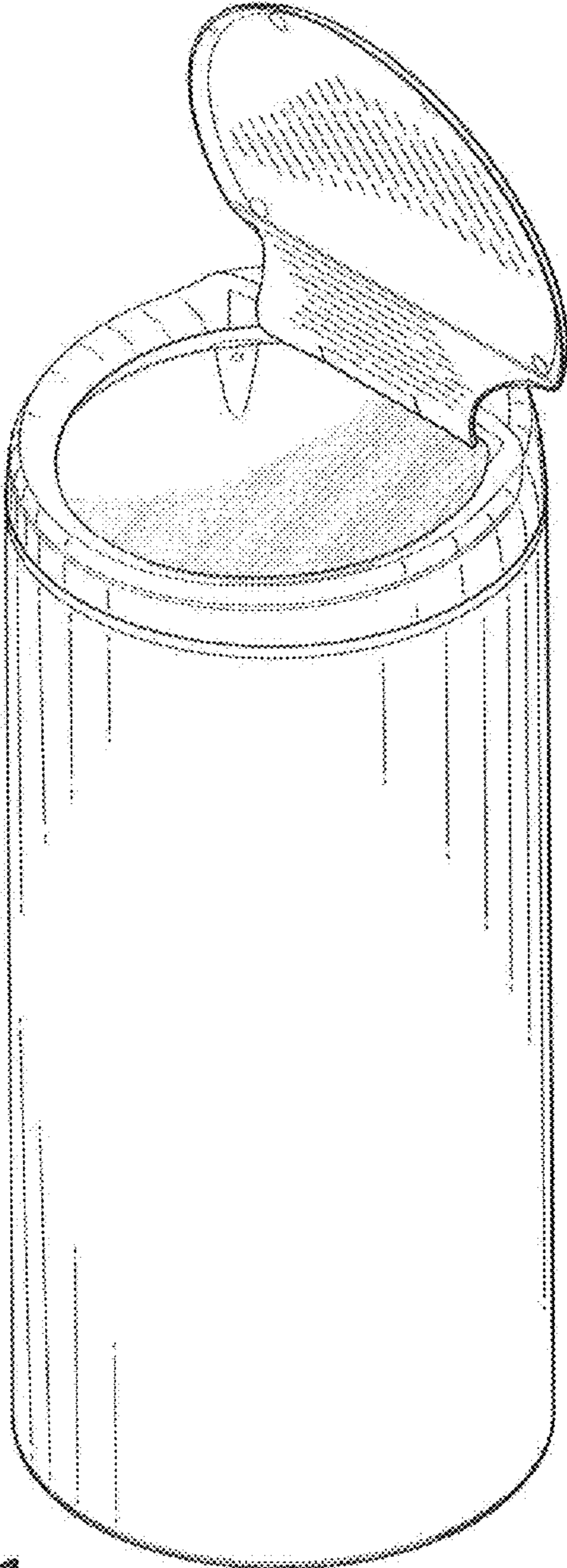


Fig. 1




Fig. 2




Fig. 3




Fig. 4




Fig. 5

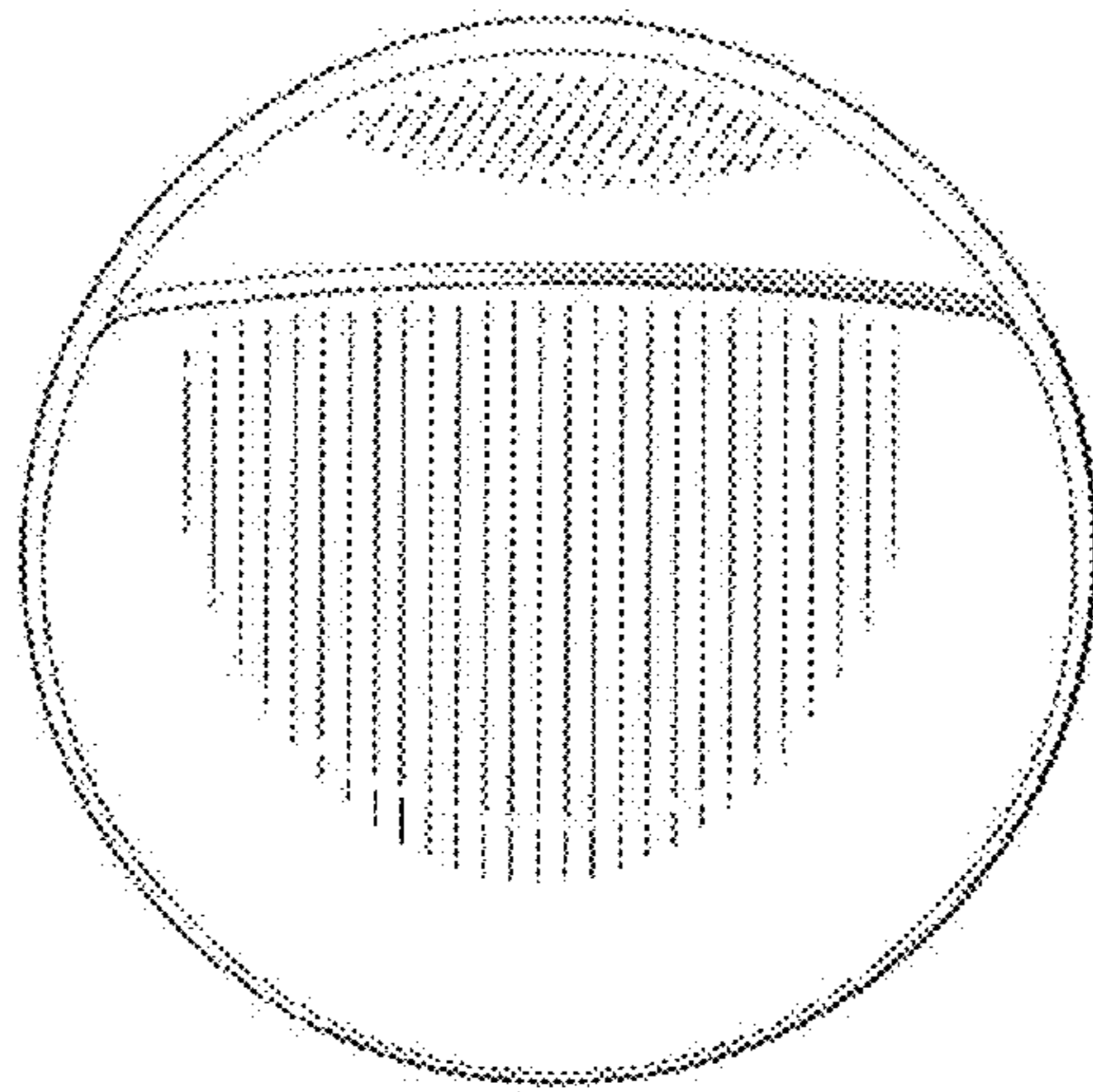


Fig. 6

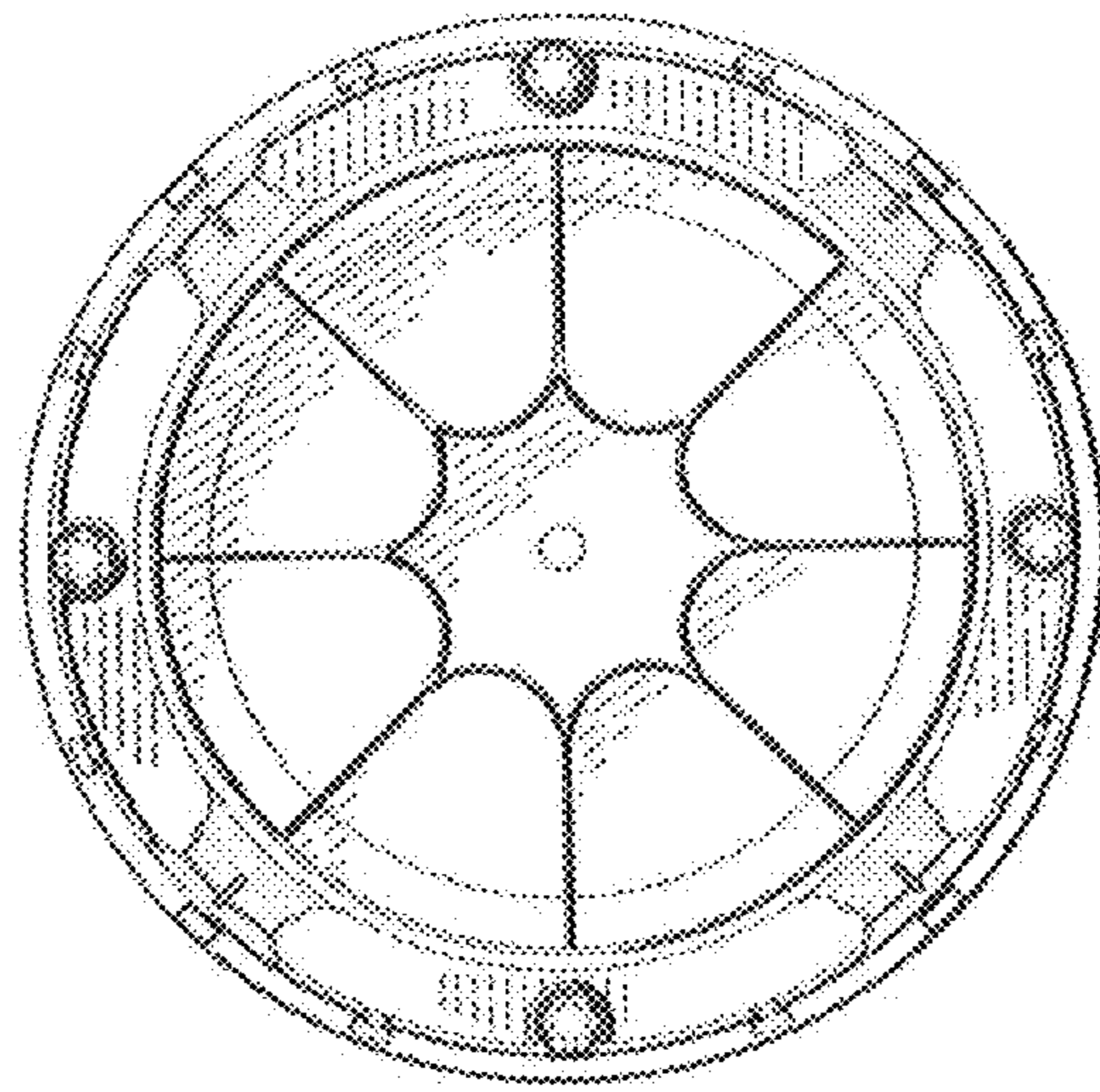


Fig. 7