

US00D758679S

(12) **United States Design Patent**
Yoon et al.

(10) **Patent No.:** **US D758,679 S**
(45) **Date of Patent:** **** Jun. 7, 2016**

(54) **DISHWASHER**

(71) Applicant: **Samsung Electronics Co., Ltd.**,
Suwon-si, Gyeonggi-do (KR)

(72) Inventors: **Ji-Yoon Yoon**, Seoul (KR); **Eun-Kyung Hong**, Anyang-si (KR); **Ji-Kyoung Kim**,
Yongin-si (KR); **Hye-Lin Kim**, Seoul
(KR); **Young-Sun Shin**, Seoul (KR);
Yoon-Jung Oh, Seoul (KR)

(73) Assignee: **SAMSUNG ELECTRONICS CO., LTD.** (KR)

(**) Term: **14 Years**

(21) Appl. No.: **29/509,831**

(22) Filed: **Nov. 21, 2014**

(30) **Foreign Application Priority Data**

May 21, 2014 (KR) 30-2014-0025048

(51) **LOC (10) Cl.** **15-05**

(52) **U.S. Cl.**
USPC **D32/3; D14/486**

(58) **Field of Classification Search**
USPC D32/2-3, 28; D14/486, 489; D7/304,
D7/339-441; D13/162, 177; D15/89
CPC ... A47L 15/4285; A47L 15/42; A47L 15/481;
A47L 15/507; B08B 3/024
See application file for complete search history.

(56) **References Cited**

U.S. PATENT DOCUMENTS

D235,606 S *	7/1975	Petkwitz	219/413
D253,770 S *	12/1979	Flynn	D32/3
D320,489 S *	10/1991	Marks	D32/3
D369,514 S *	5/1996	Baldwin	D7/406
D373,860 S *	9/1996	Manke	D32/3
D385,069 S *	10/1997	Hughes	D32/3
D385,071 S *	10/1997	Hughes	D32/3

D424,257 S *	5/2000	Umeda	D32/2
D449,720 S *	10/2001	Costello	D32/28
D530,972 S *	10/2006	Park	D7/340
D541,577 S *	5/2007	Kim	D7/340
D577,470 S *	9/2008	Park	D32/28
D577,472 S *	9/2008	Crookshanks	D32/28
D591,464 S *	4/2009	Green	D32/3
D593,126 S *	5/2009	Danton	D14/489
D618,406 S *	6/2010	Ott	D32/3
D625,475 S *	10/2010	Kim	D32/3
D627,939 S *	11/2010	Kim	D32/2
D642,751 S *	8/2011	Jenkins	D32/3
D645,621 S *	9/2011	Jenkins	D32/3
D653,821 S *	2/2012	Grobleben	D32/3
D656,946 S *	4/2012	Judy	D14/486
D660,328 S *	5/2012	Doberstein	D15/89
D667,838 S *	9/2012	Magee	D14/486
D683,748 S *	6/2013	Chutani	D14/487
D689,069 S *	9/2013	Edwards	D14/486

(Continued)

Primary Examiner — T. Chase Nelson

Assistant Examiner — Michelle E Wilson

(74) *Attorney, Agent, or Firm* — Cantor Colburn LLP

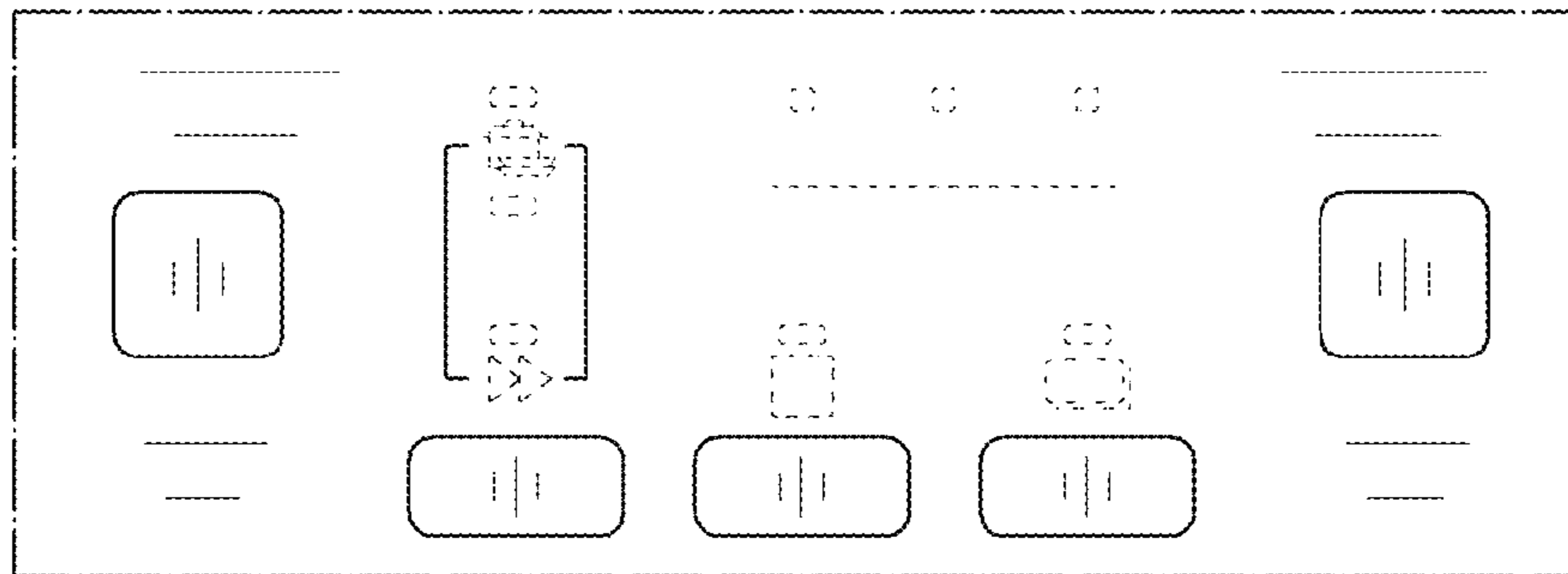
(57) **CLAIM**

The ornamental design for a dishwasher, as shown and described.

DESCRIPTION

FIG. 1 is a perspective view of a dishwasher, showing our new design;
FIG. 2 is a front view thereof;
FIG. 3 is a rear view thereof;
FIG. 4 is a side view thereof;
FIG. 5 is a another side view thereof;
FIG. 6 is a top view thereof;
FIG. 7 is a bottom view thereof; and,
FIG. 8 is an enlarged view of the encircled portion of FIG. 2.
The broken lines are for environmental purpose only and form no part of the claimed design. The dot-dash broken lines define boundaries of the claimed design and form no part thereof.

1 Claim, 8 Drawing Sheets



(56)

References Cited

U.S. PATENT DOCUMENTS

D689,088 S *	9/2013	Yang	D14/489
D689,515 S *	9/2013	Yang	D14/489
D693,069 S *	11/2013	Grobleben	D32/3
D701,359 S *	3/2014	Eng	D32/3
D702,407 S *	4/2014	Geyer	D32/28
D702,899 S *	4/2014	Eng	D32/3
D705,506 S *	5/2014	Kwack	D32/28
D705,507 S *	5/2014	Cho	D32/28
D705,605 S *	5/2014	Kwack	D7/406
D706,821 S *	6/2014	Park	D14/489
D712,926 S *	9/2014	Meegan	D14/489
D721,918 S *	2/2015	Glassman	D7/406
D733,370 S *	6/2015	Roberson	D32/3
D733,980 S *	7/2015	Grobleben	D32/3
D739,618 S *	9/2015	Shoemaker	D32/3
D744,176 S *	11/2015	Roberson	D32/3
D745,751 S *	12/2015	Roberson	D32/3
D745,753 S *	12/2015	Roberson	D32/3
2008/0072896 A1 *	3/2008	Setzer	A61M 16/00 128/200.24

* cited by examiner

FIG. 1

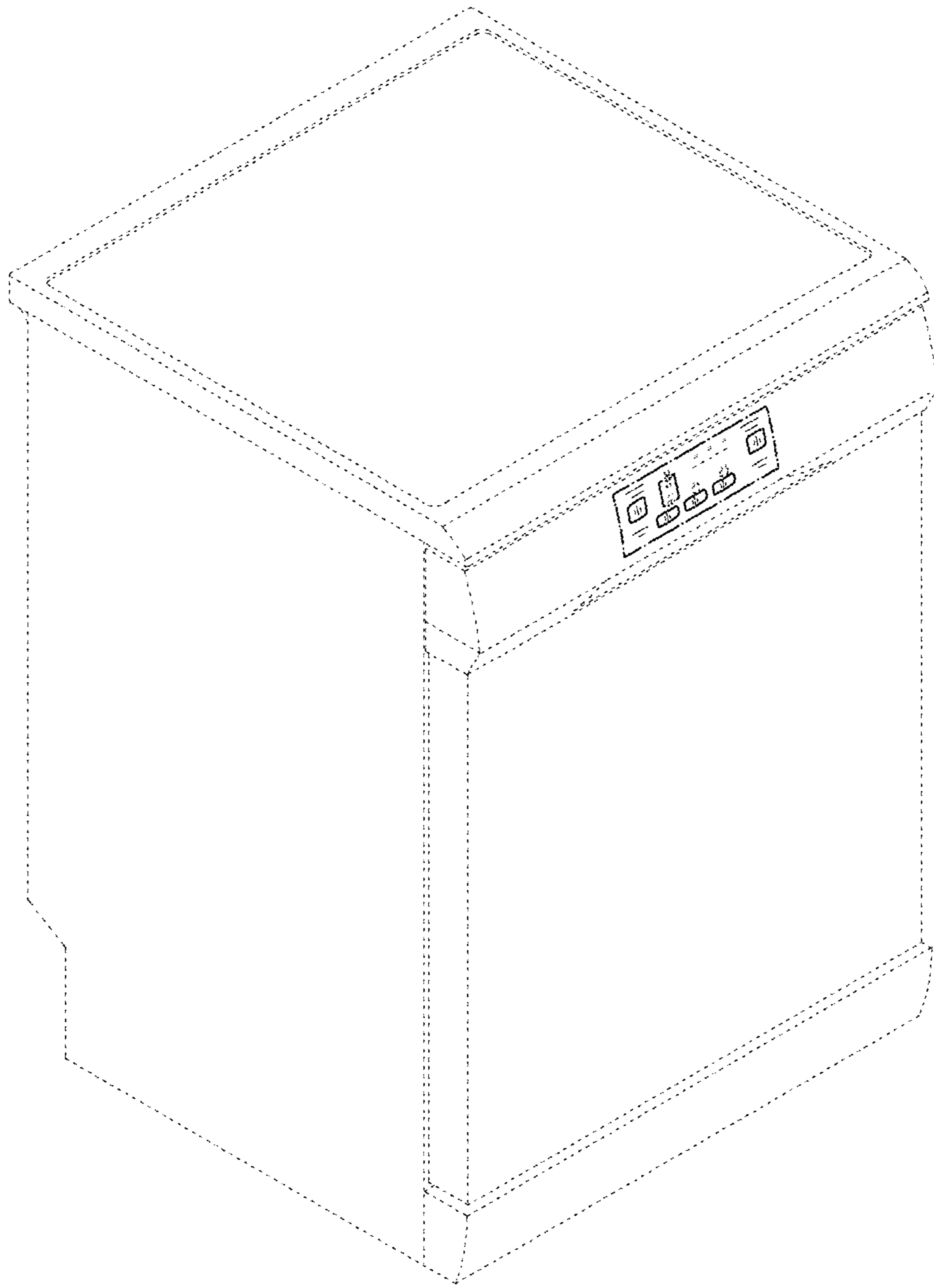


FIG. 2




FIG. 3




FIG. 4




FIG. 5




FIG. 6




FIG. 7




FIG. 8

