



US00D758669S

(12) **United States Design Patent**
Collette et al.

(10) **Patent No.:** **US D758,669 S**

(45) **Date of Patent:** **** Jun. 7, 2016**

(54) **FACE MASK OF AN ATHLETIC HELMET**

(71) Applicant: **VICIS, Inc.**, Seattle, WA (US)

(72) Inventors: **Benoit Collette**, Seattle, WA (US);
Clement Gallois, Seattle, WA (US)

(73) Assignee: **Vicis, Inc.**, Seattle, WA (US)

(**) Term: **15 Years**

(21) Appl. No.: **29/527,363**

(22) Filed: **May 18, 2015**

(51) **LOC (10) Cl.** **29-02**

(52) **U.S. Cl.**
USPC **D29/111**

(58) **Field of Classification Search**
USPC D29/102–111, 122; D2/865, 866, 878,
D2/891, 892
CPC A42B 3/00; A42B 3/18; A42B 3/20;
A42B 3/32; A42B 3/324; A42B 3/322;
A42B 3/04

See application file for complete search history.

(56) **References Cited**

U.S. PATENT DOCUMENTS

D190,715 S *	6/1961	McMillian	D29/111
D235,702 S *	7/1975	Burns	2/9
D247,332 S *	2/1978	Quan	D29/111
D249,397 S *	9/1978	Humphrey	D29/111
4,173,795 A *	11/1979	Lundin	A63B 71/10 2/425
D282,117 S *	1/1986	Gronborg	D29/111
D289,568 S *	4/1987	Nimmons	D29/111

D289,569 S *	4/1987	Nimmons	D29/111
4,736,466 A *	4/1988	Kallstrom	A63B 71/10 2/427
4,774,729 A *	10/1988	Coates	A42B 3/20 2/424
D358,686 S *	5/1995	Kraemer	D29/108
D381,127 S *	7/1997	Rothwell	D29/111
D449,902 S *	10/2001	Pernicka	D29/111
D463,885 S *	10/2002	Burns	D29/111
D480,839 S *	10/2003	Hicks, Jr.	D29/111
D508,298 S *	8/2005	Bernacchi	D29/111
7,036,151 B2 *	5/2006	Ide	A42B 3/08 2/425
D570,054 S *	5/2008	Haley	D29/111
D603,102 S *	10/2009	Polstein	D29/111
D654,227 S *	2/2012	Stout	D29/111
D706,490 S *	6/2014	Janisse	D29/111

* cited by examiner

Primary Examiner — Elizabeth J Oswecki

(74) *Attorney, Agent, or Firm* — Fenwick & West LLP


(57) **CLAIM**

The ornamental design for a face mask of an athletic helmet, as shown and described.

DESCRIPTION

FIG. 1 is an isometric view of a face mask of an athletic helmet showing our new design;
FIG. 2 is a front view thereof;
FIG. 3 is a rear view thereof;
FIG. 4 is a left side view thereof;
FIG. 5 is a right side view thereof;
FIG. 6 is a top plan view thereof; and,
FIG. 7 is a bottom plan view thereof.

1 Claim, 7 Drawing Sheets






FIG. 1




FIG. 2

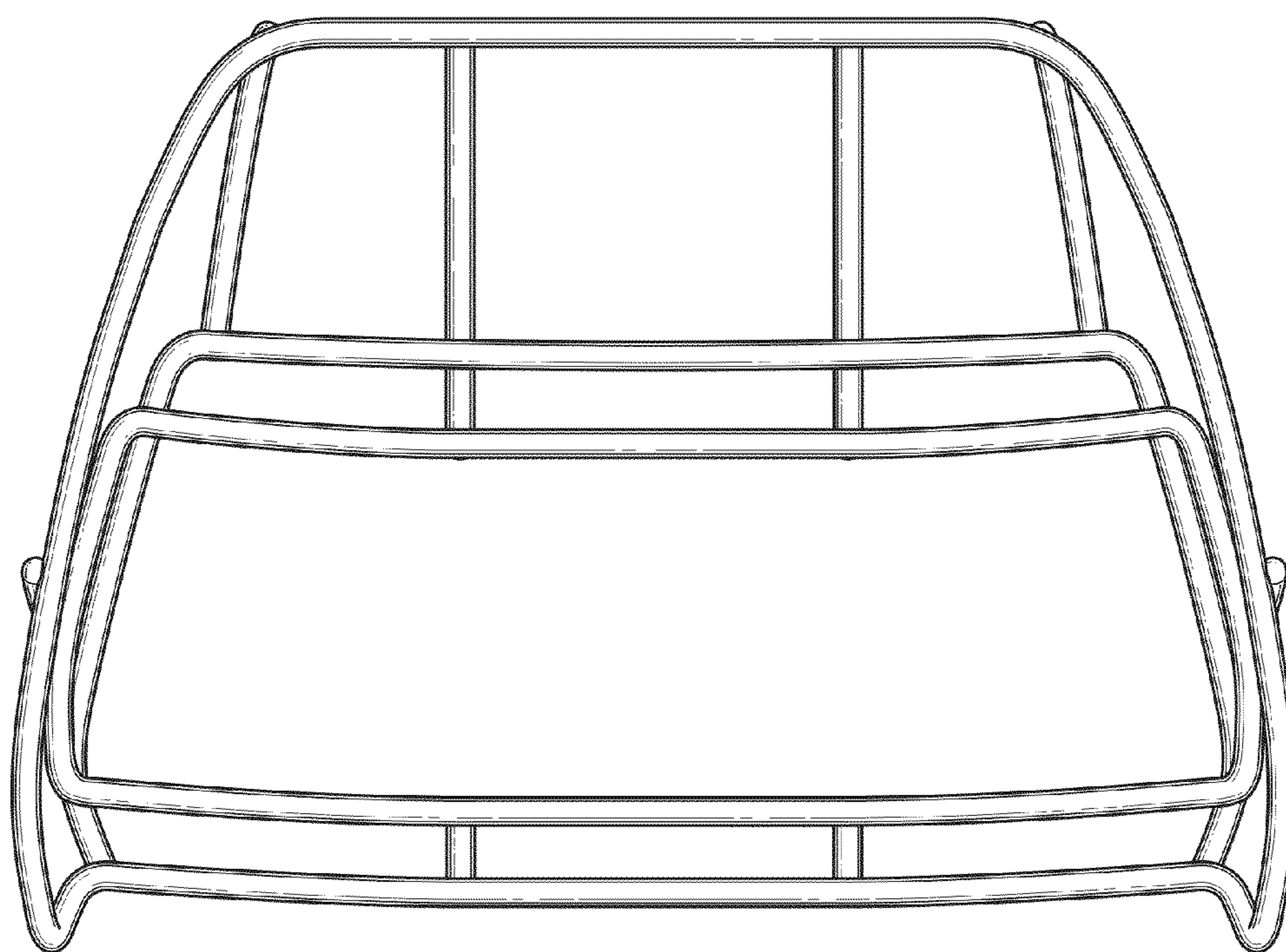


FIG. 3

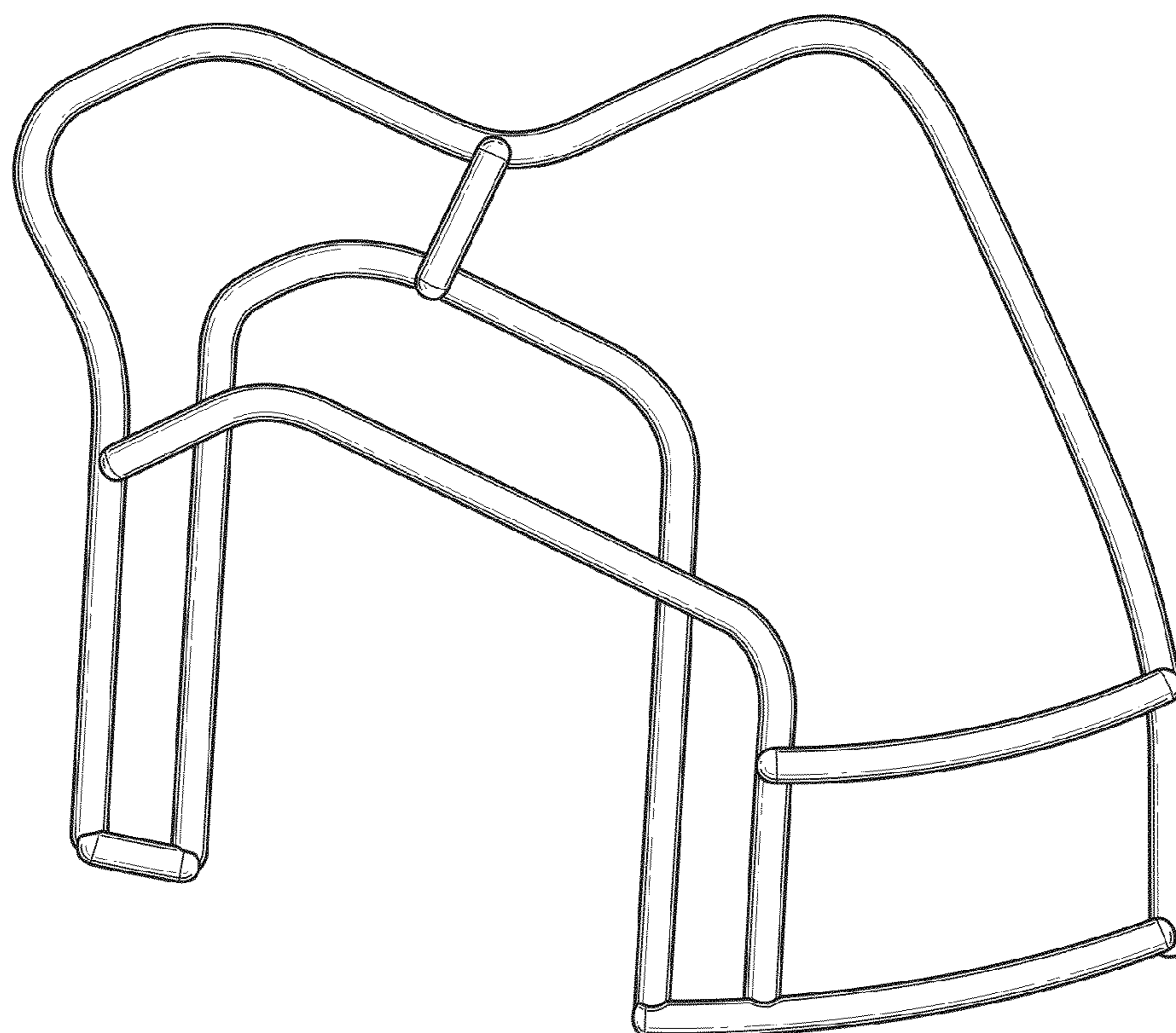


FIG. 4

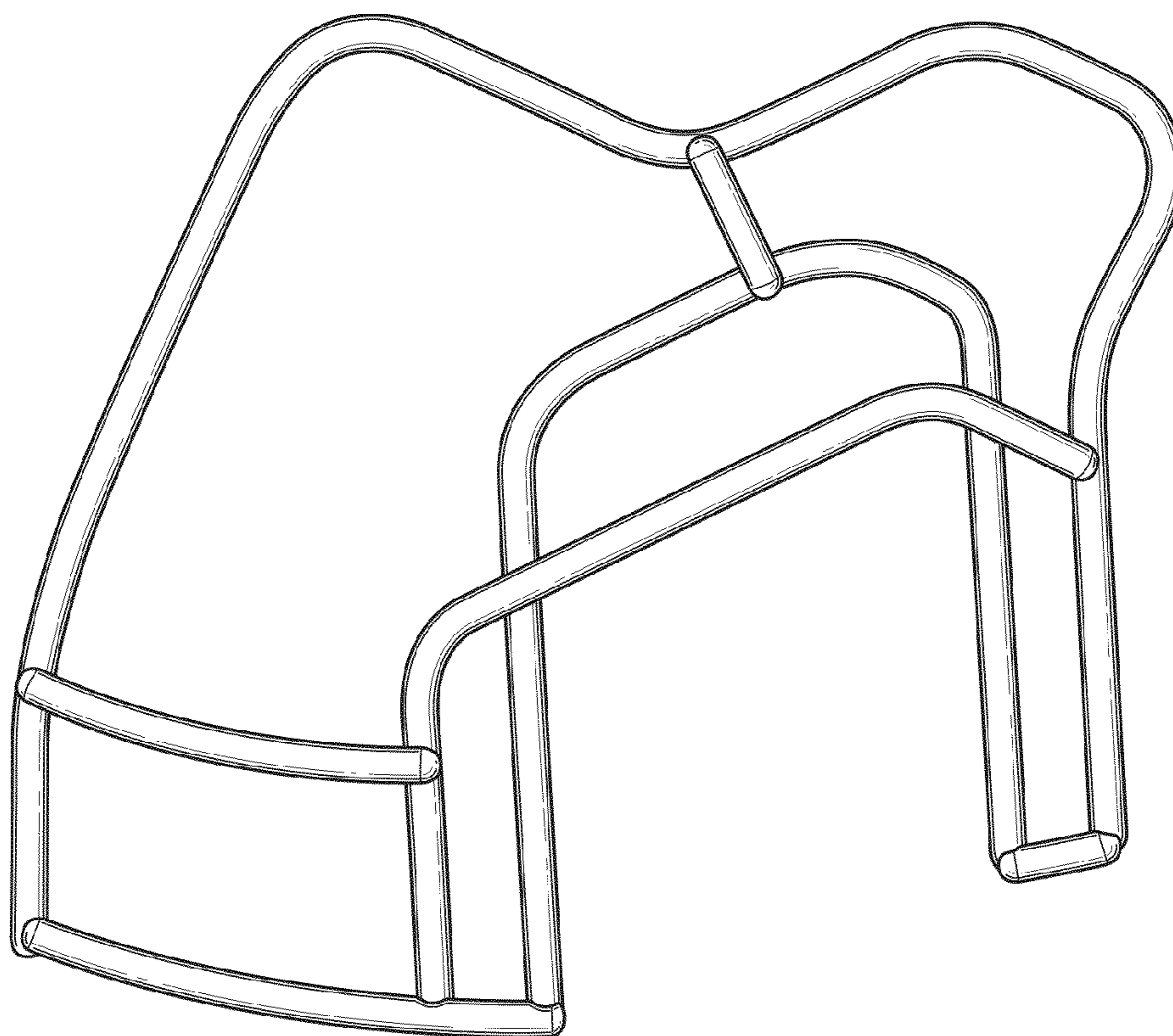


FIG. 5

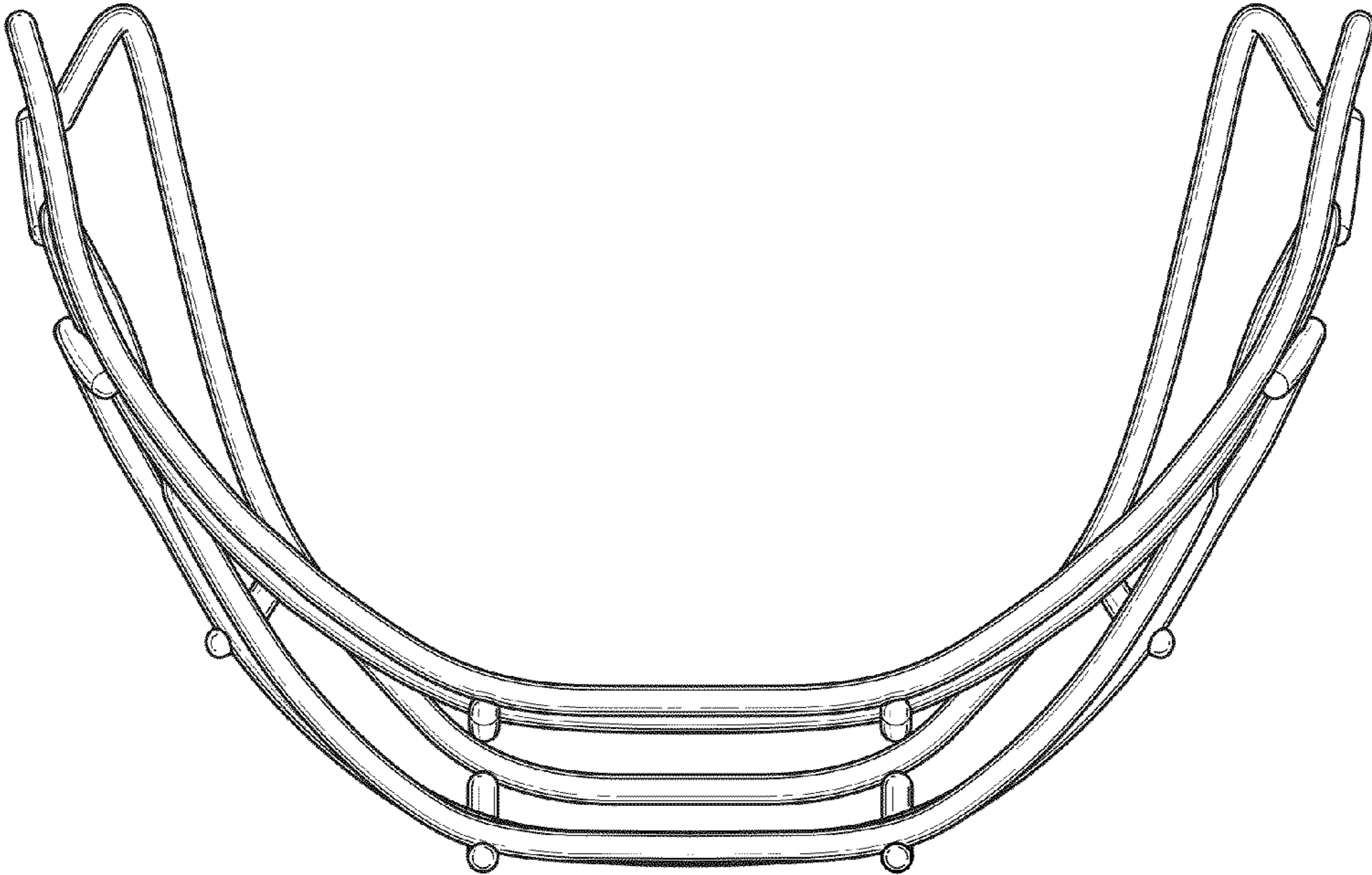


FIG. 6

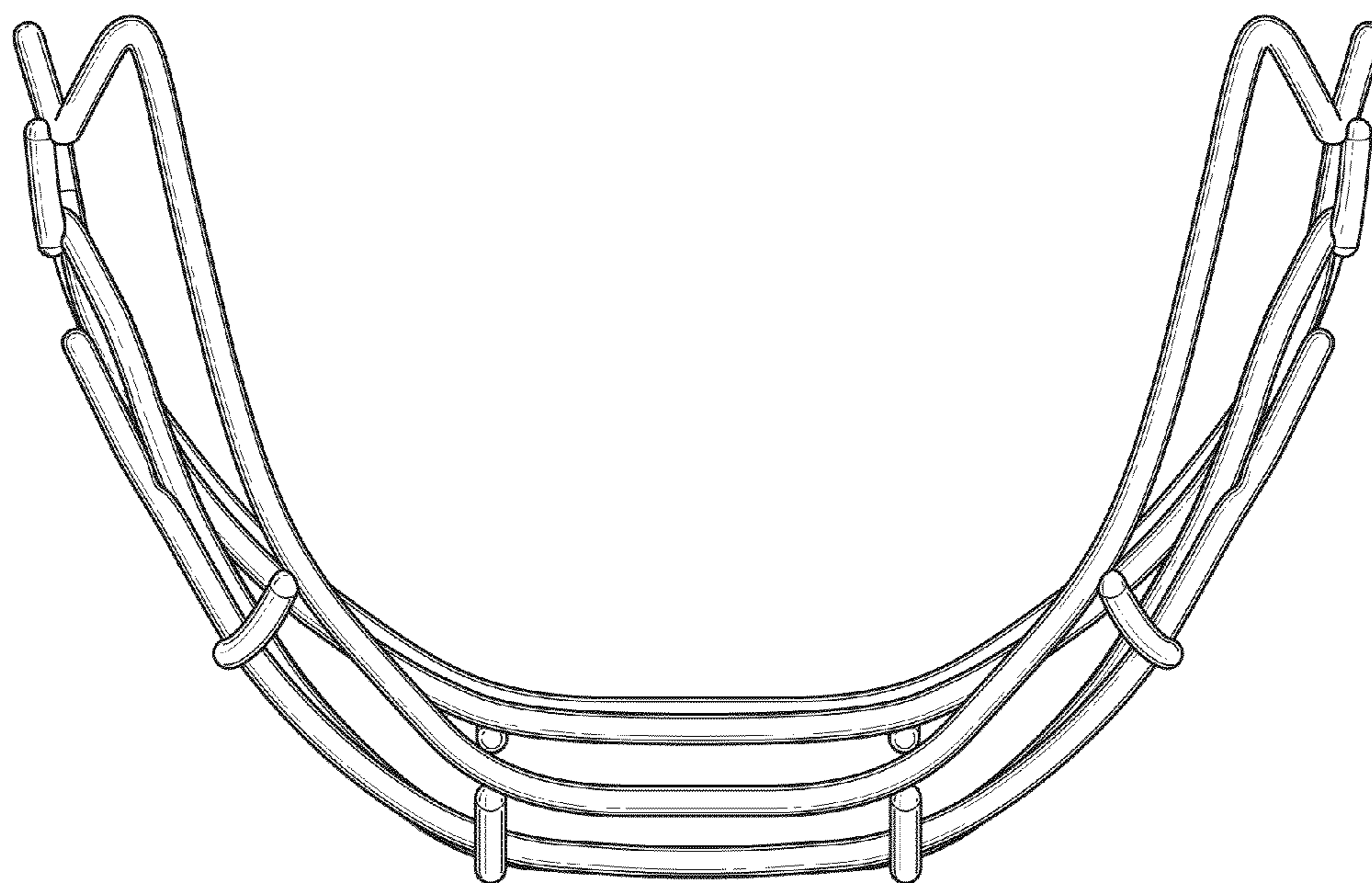


FIG. 7