



US00D758653S

(12) **United States Design Patent**
Ayoub et al.

(10) **Patent No.:** **US D758,653 S**
(45) **Date of Patent:** **** Jun. 7, 2016**

(54) **CIGARETTE LIGHTER HOLDER WITH CLIP**

(71) Applicants: **Abraham M. Ayoub**, Ottawa (CA);
Ibrahim M Sabbagh, Ottawa (CA)

(72) Inventors: **Abraham M. Ayoub**, Ottawa (CA);
Ibrahim M Sabbagh, Ottawa (CA)

(**) Term: **14 Years**

(21) Appl. No.: **29/514,964**

(22) Filed: **Jan. 19, 2015**

(51) **LOC (10) Cl.** **27-05**

(52) **U.S. Cl.**
USPC **D27/161**

(58) **Field of Classification Search**
USPC D27/139-161, 180-183, 185-187,
D27/193-194; D3/215
CPC A24F 47/00; F23Q 2/34; F23Q 2/36;
F23Q 2/50

See application file for complete search history.

(56) **References Cited**

U.S. PATENT DOCUMENTS

D153,363 S *	4/1949	Katzen	D27/186
D171,247 S	1/1954	Charnota		
D195,731 S *	7/1963	Steppan	D27/144
4,176,773 A	12/1979	Wilkinson		
D283,734 S *	5/1986	Parren	D27/153
D368,364 S *	4/1996	Reitano	D3/215
D376,871 S	12/1996	Sanchez et al.		
5,598,926 A *	2/1997	Vogt	A44C 1/00 206/37
D380,604 S *	7/1997	Mobley	D3/215
6,196,382 B1	3/2001	Lenderman		
6,430,782 B1	8/2002	Torres et al.		
D467,068 S *	12/2002	Lewis	D3/215
D473,437 S	4/2003	Klein et al.		
D485,981 S *	2/2004	Romero	D3/215
D527,488 S *	8/2006	Hung	D27/161

D552,791 S *	10/2007	Toffler	D27/161
D565,790 S *	4/2008	Eisman	D27/161
D586,953 S *	2/2009	Riggio	D27/125
7,695,274 B2	4/2010	Caruso, II		
D678,603 S *	3/2013	Wygle	D27/161
2008/0179362 A1	7/2008	Vaysberg et al.		
2011/0308048 A1	12/2011	Raccah		

FOREIGN PATENT DOCUMENTS

EP 0149721 A2 7/1985

OTHER PUBLICATIONS

<http://www.hipcklip.com/> (Dec. 10, 2010).
https://www.etsy.com/market/bic_lighter.

* cited by examiner

Primary Examiner — Susan Bennett Hattan

Assistant Examiner — Janice Hallmark

(74) *Attorney, Agent, or Firm* — Robert C. Montgomery;
Montgomery Patent and Design

(57) **CLAIM**

The ornamental design for a cigarette lighter holder with clip,
as shown and described.

DESCRIPTION

FIG. 1 is a perspective top front view of the cigarette lighter holder with clip, showing our new design; FIG. 2 is a perspective bottom front view thereof; FIG. 3 is a front side view thereof; FIG. 4 is a back side view thereof; FIG. 5 is a right side view with the left side view being a mirror image thereof; FIG. 6 is a top side view thereof; and, FIG. 7 is a bottom side view thereof. The dashed lines are intended to show boundary areas and form no part of the claimed design.

1 Claim, 6 Drawing Sheets





Fig. 1

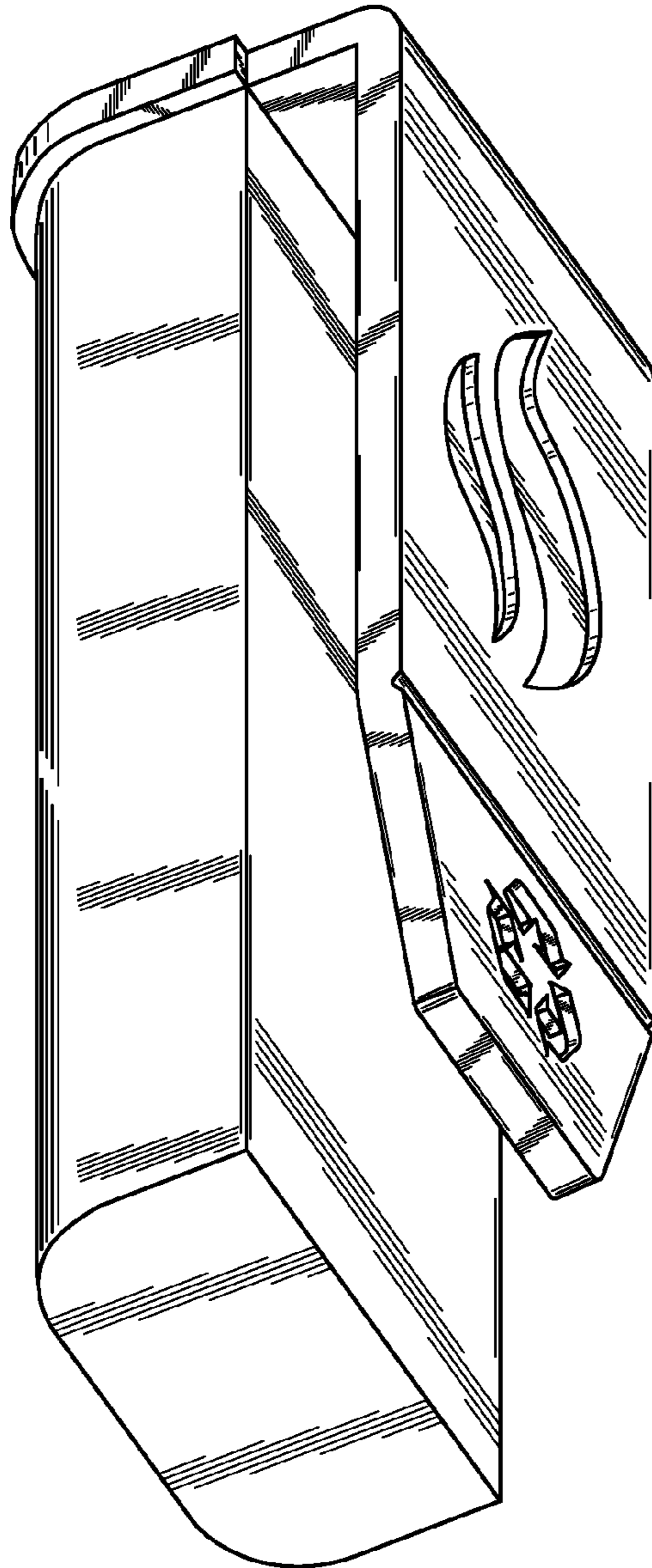


Fig. 2

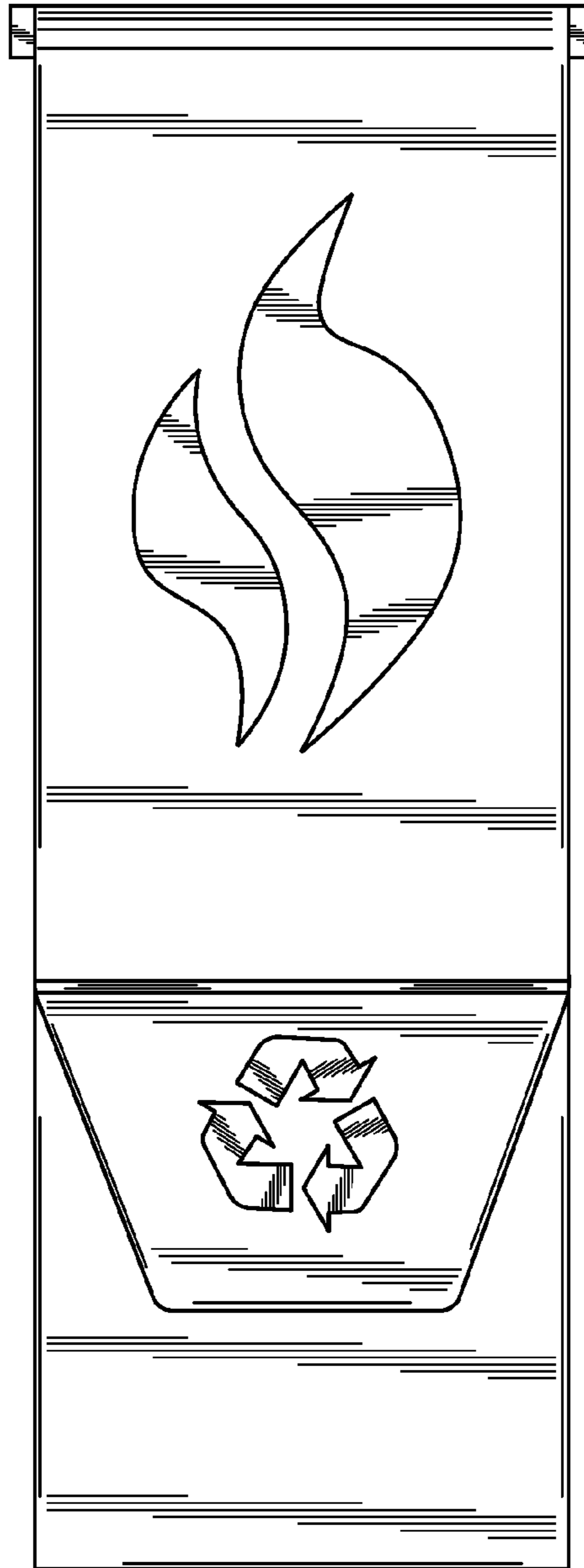


Fig. 3

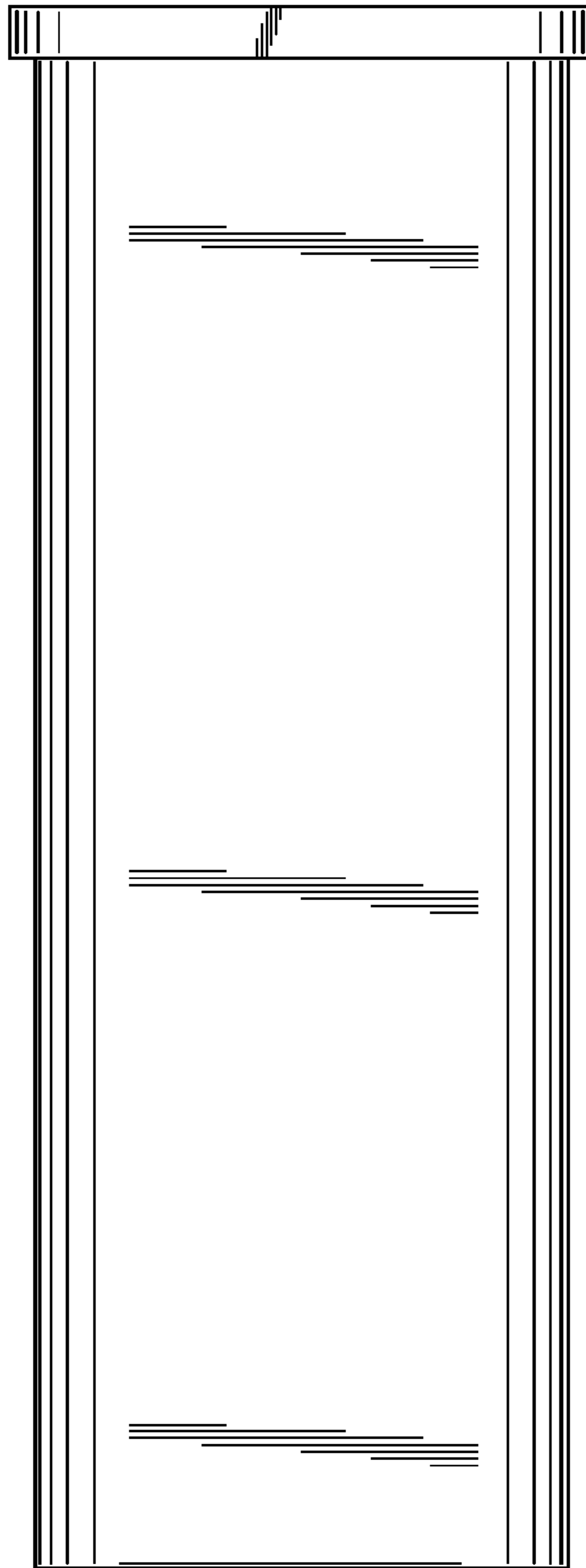


Fig. 4




Fig. 5

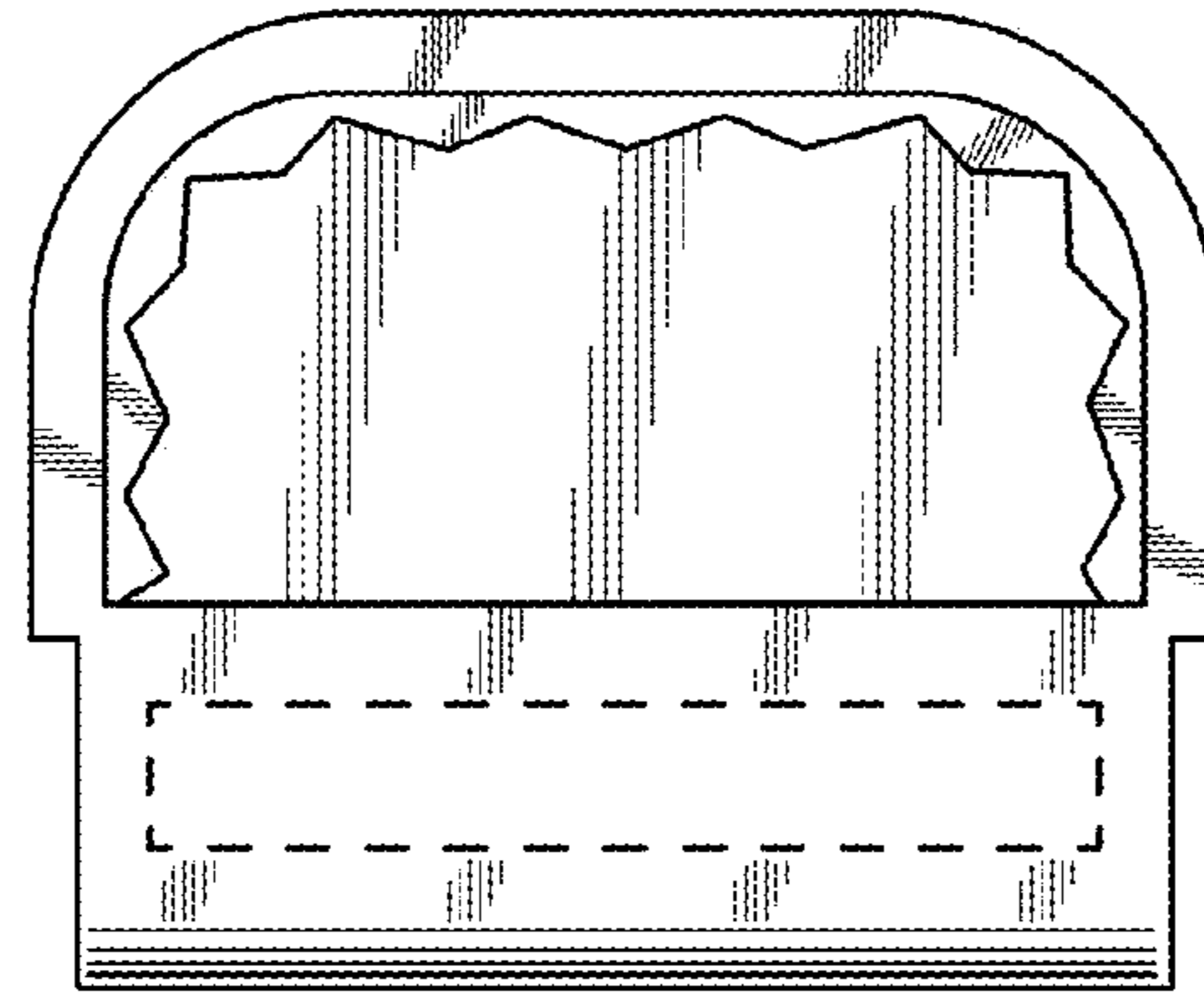


Fig. 6

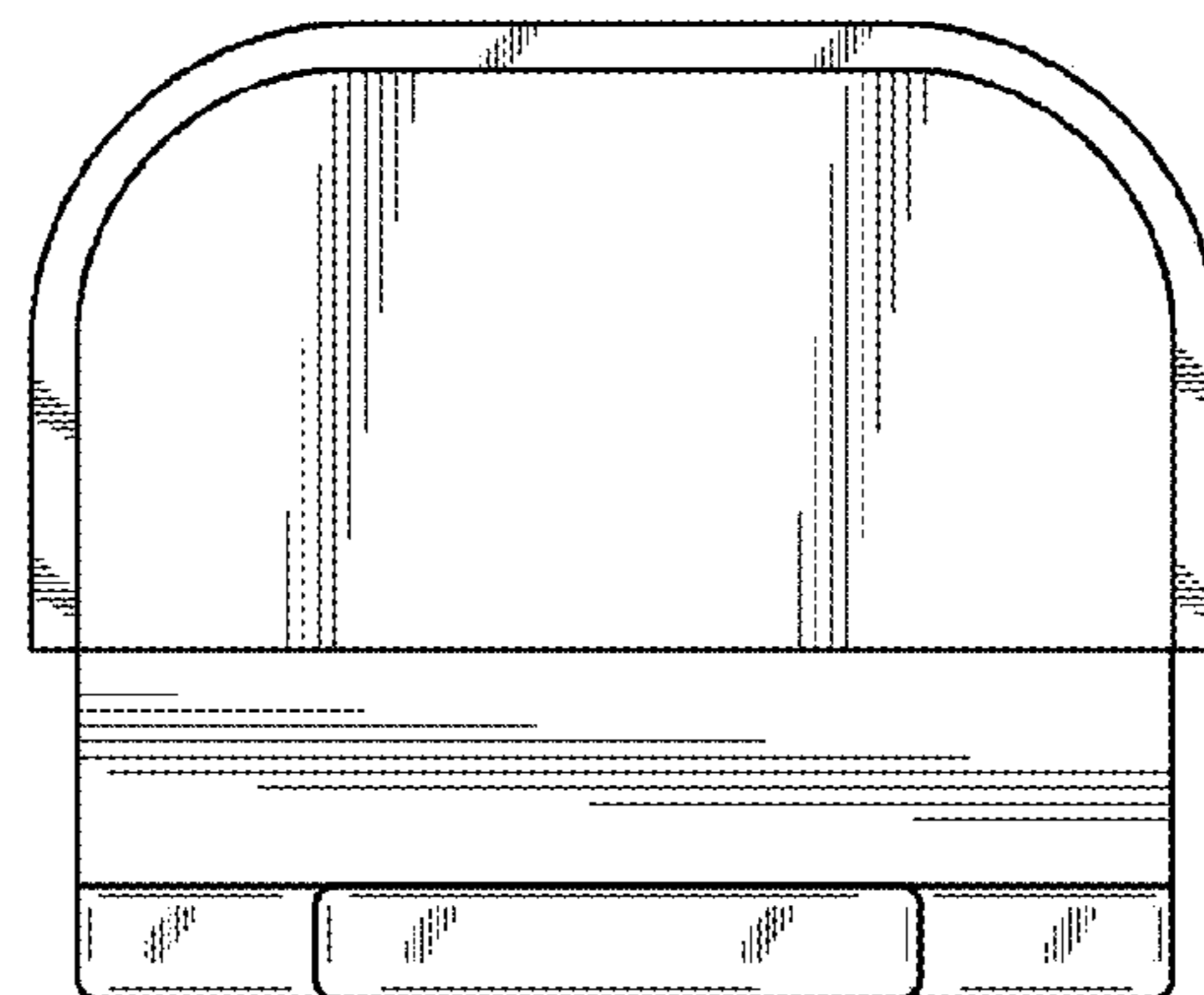


Fig. 7