



US00D758651S

(12) **United States Design Patent**
Wu

(10) **Patent No.:** **US D758,651 S**
(45) **Date of Patent:** **** Jun. 7, 2016**

(54) **ELECTRONIC SMOKING DEVICE**

(56) **References Cited**

(71) Applicant: **SHENZHEN SMACO TECHNOLOGY LIMITED**, Shenzhen, Guangdong Province (CN)

U.S. PATENT DOCUMENTS

(72) Inventor: **Yangyang Wu**, Shenzhen (CN)

D619,579	S	*	7/2010	Flores Rodrigues Vieira	D14/411
D725,310	S	*	3/2015	Eksouzian	D27/101
D727,566	S	*	4/2015	Xiao	D27/101
D732,733	S	*	6/2015	Spagnolo	D27/101
D748,853	S	*	2/2016	Seibel	D27/101
2015/0150305	A1	*	6/2015	Shenkal	H05B 3/40 131/329

(73) Assignee: **SHENZHEN SMACO TECHNOLOGY LIMITED**, Shenzhen, Guangdong Province (CN)

* cited by examiner

(**) Term: **14 Years**

Primary Examiner — Susan Bennett Hattan

Assistant Examiner — Janice Hallmark

(21) Appl. No.: **29/517,654**

(74) *Attorney, Agent, or Firm* — Cheng-Ju Chiang

(22) Filed: **Feb. 13, 2015**

(57) **CLAIM**

The ornamental design for an electronic smoking device, as shown and described.

(51) **LOC (10) Cl.** **27-01**

DESCRIPTION

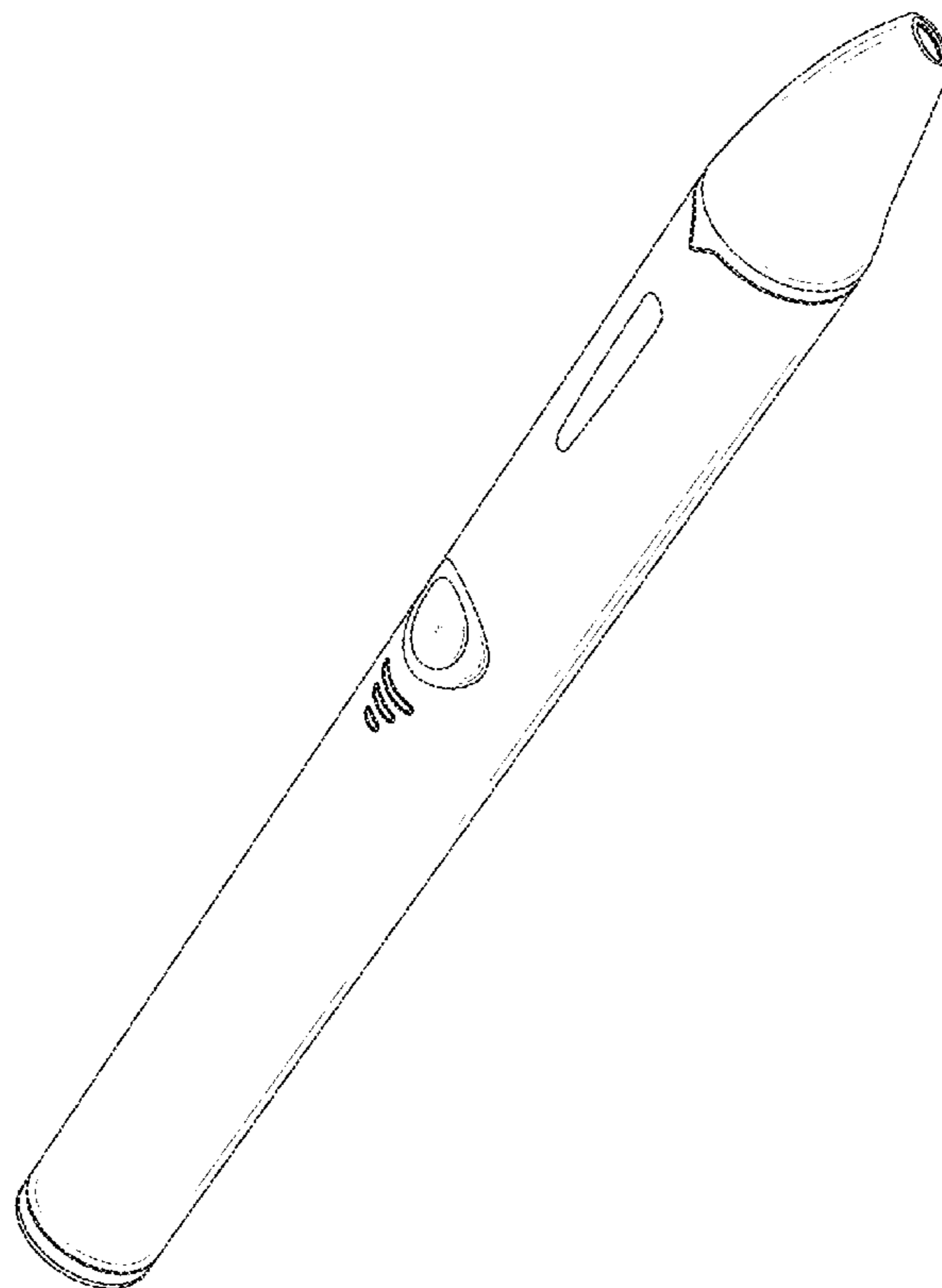
(52) **U.S. Cl.**
USPC **D27/101; D27/163**

(58) **Field of Classification Search**
USPC D27/101, 162, 163, 167; D24/110;
D23/360; D19/115, 122, 159, 163,
D19/178; D14/411
CPC A61M 15/00; A61M 15/06; A24F 47/00;
A24F 47/002; A24F 47/004; A24F 47/006;
A24F 47/008

FIG. 1 is a bottom, front and right side perspective view of an electronic smoking device showing my new design;
FIG. 2 is a top, front and right side perspective view thereof;
FIG. 3 is a front elevational view thereof;
FIG. 4 is a rear elevational view thereof;
FIG. 5 is a left side elevational view thereof;
FIG. 6 is a right side elevational view thereof;
FIG. 7 is a top plan view thereof; and,
FIG. 8 is a bottom plan view thereof.

See application file for complete search history.

1 Claim, 5 Drawing Sheets



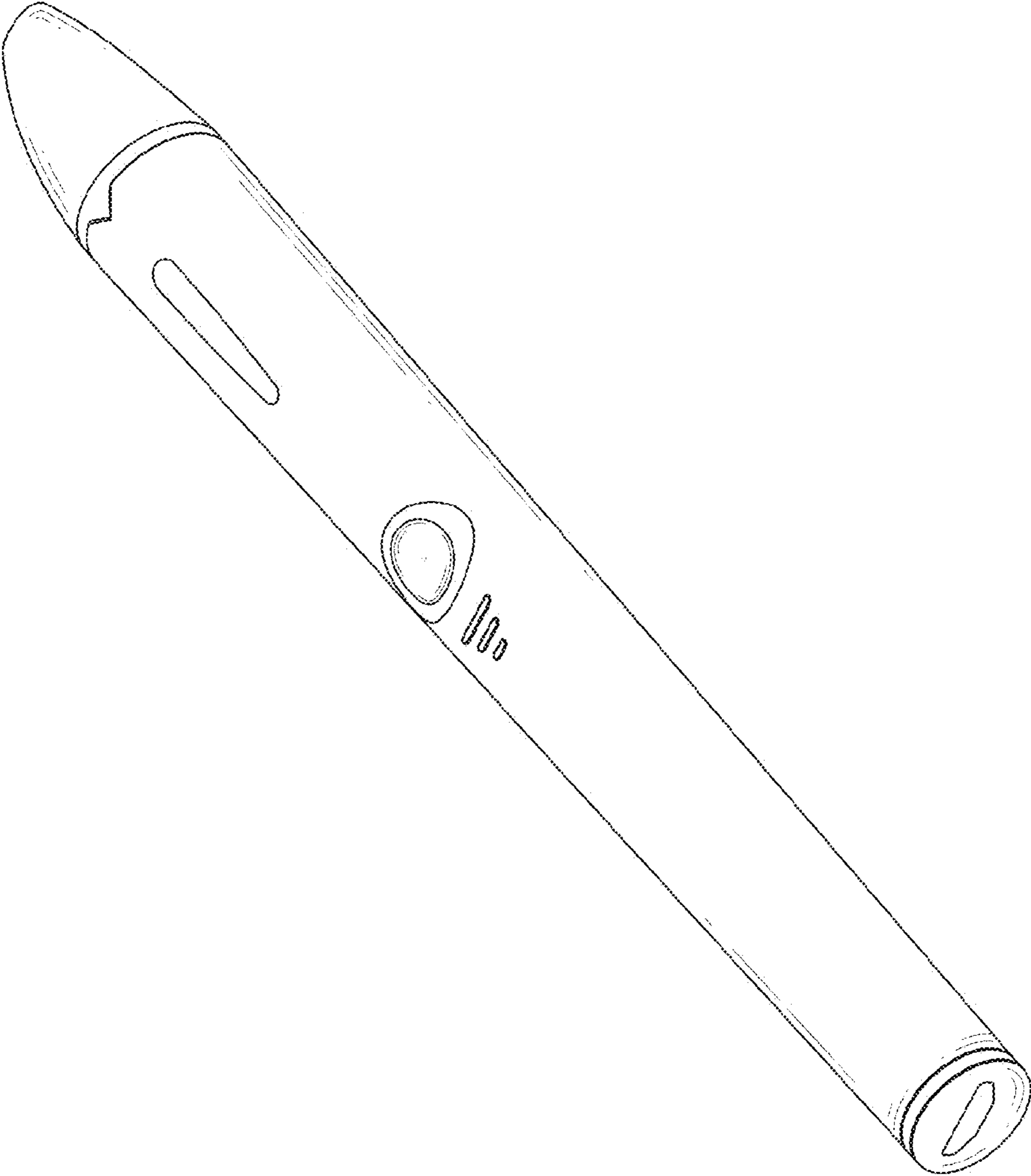


FIG.1

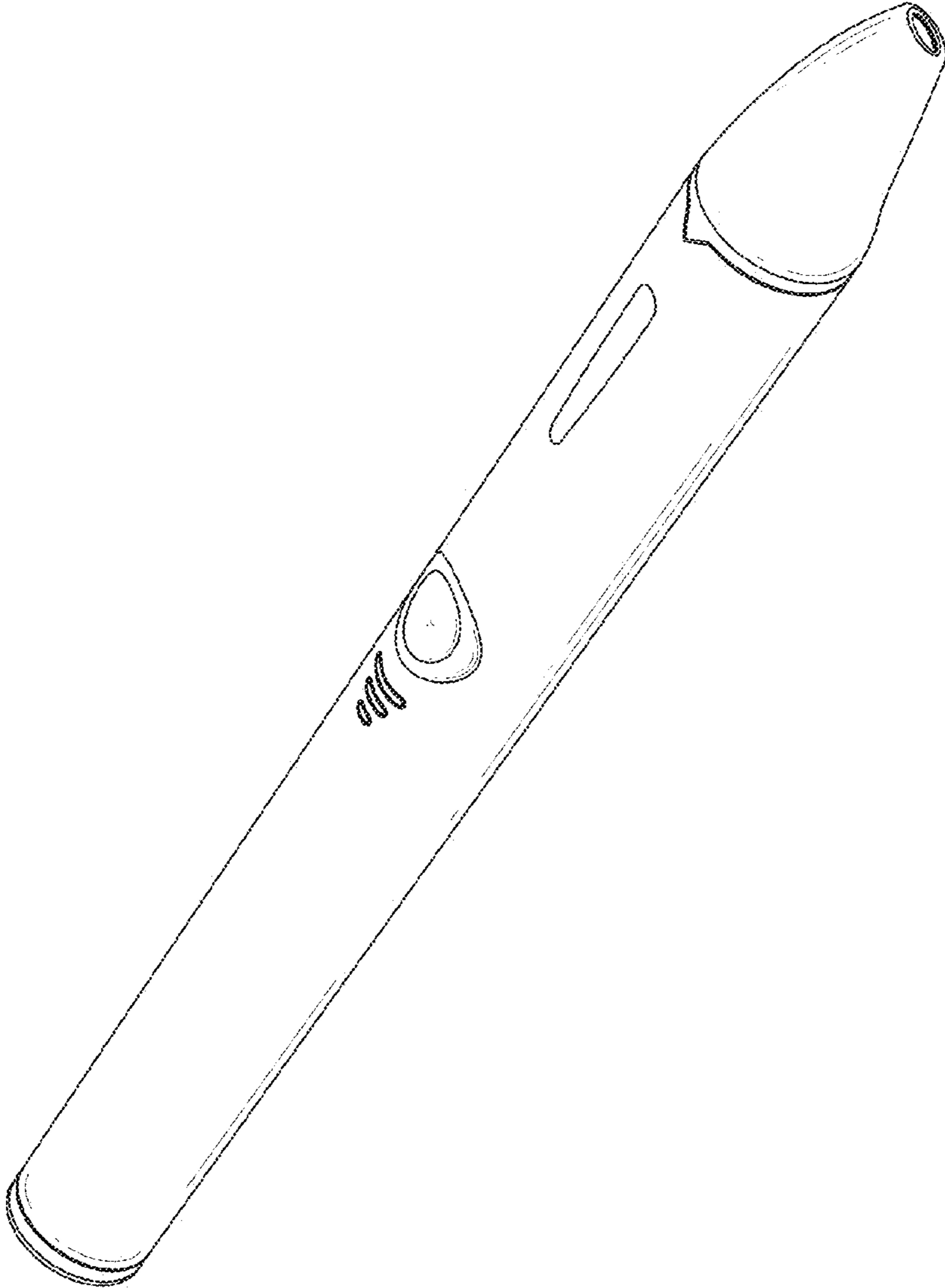


FIG. 2

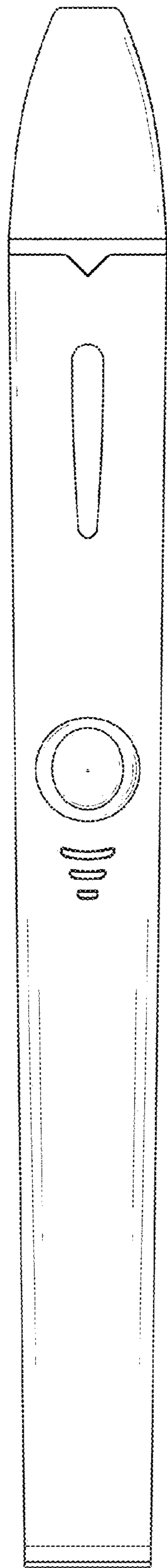


FIG. 3




FIG. 4

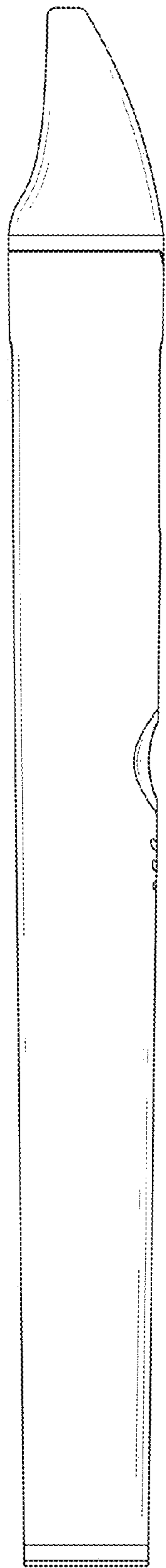


FIG. 5

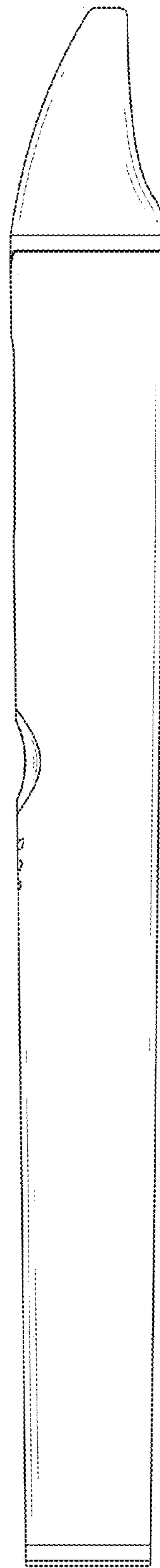


FIG. 6

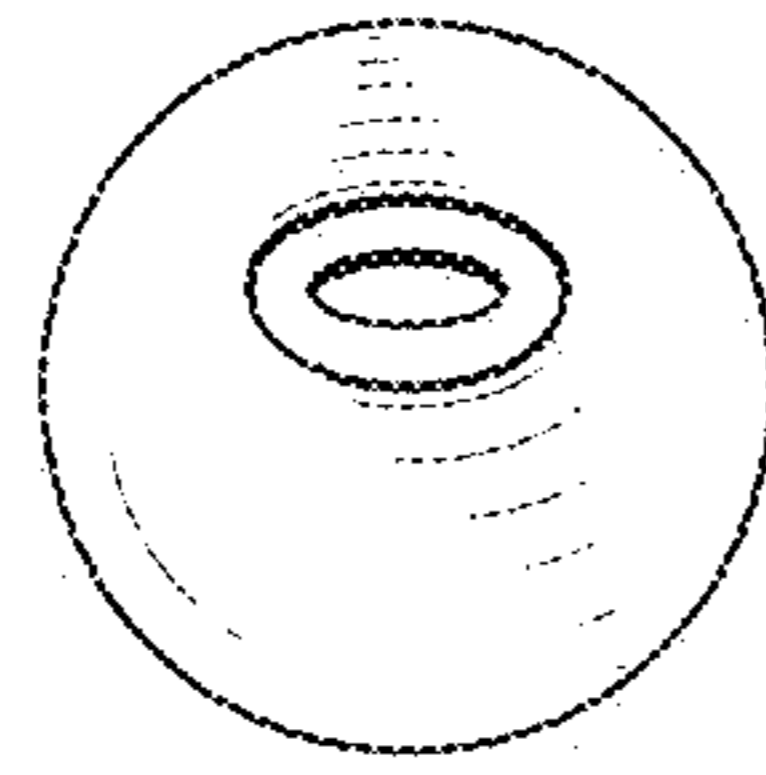


FIG. 7

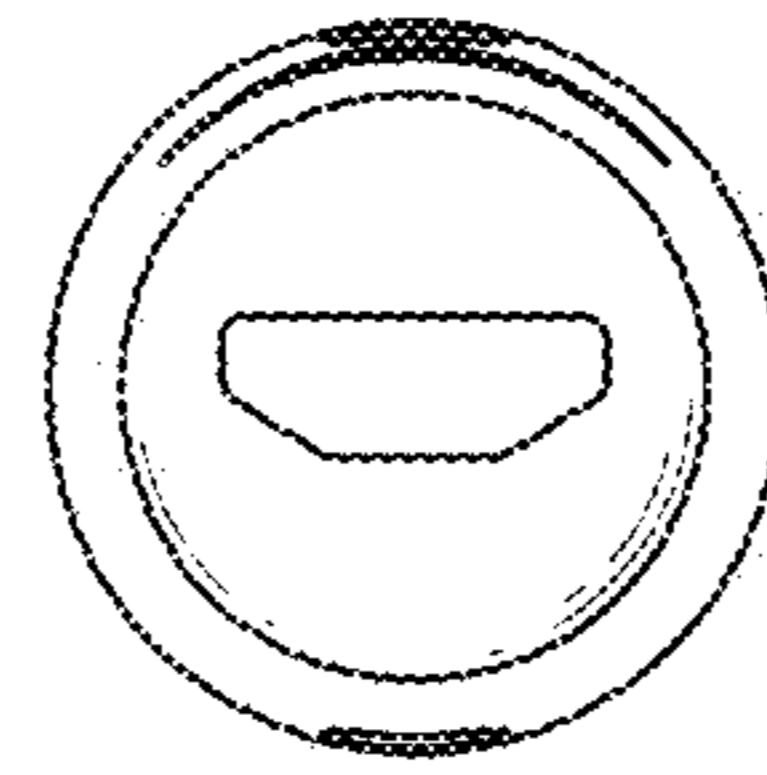


FIG. 8