



US00D758645S

(12) **United States Design Patent**
Sabernig

(10) **Patent No.:** **US D758,645 S**
(45) **Date of Patent:** **** Jun. 7, 2016**

(54) **LIGHT FIXTURE**
(71) Applicant: **EGLO LEUCHTEN GMBH**, Münster (AT)
(72) Inventor: **Robert Sabernig**, Münster (AT)
(73) Assignee: **EGLO LEUCHTEN GMBH**, Pöll (AT)
(**) Term: **14 Years**

6,038,361 A * 3/2000 Yoshikawa G02B 6/00
352/198
6,315,431 B1 * 11/2001 Greedy F04D 25/088
362/205
D461,272 S * 8/2002 Davis, Jr. D26/128
6,535,667 B1 * 3/2003 Gozum B29C 59/021
156/85
D487,815 S * 3/2004 Hoernig D26/87
D500,152 S * 12/2004 Stekelenburg D26/2
D509,768 S * 9/2005 Tassone D11/157
D536,478 S * 2/2007 McMinn D26/118

(Continued)

(21) Appl. No.: **29/504,978**
(22) Filed: **Oct. 10, 2014**
(51) **LOC (10) Cl.** **26-99**
(52) **U.S. Cl.**
USPC **D26/128**
(58) **Field of Classification Search**
USPC D26/9, 10, 12, 13, 15, 16, 24, 51, 61,
D26/72, 76, 80, 81, 85, 86, 88, 90, 113, 118,
D26/119, 120, 122, 128, 129, 138, 143, 144,
D26/5, 6, 11, 79, 114, 116, 131, 137, 121,
D26/127, 135, 180, 28, 29, 97, 126;
D13/180; D10/18, 21, 24, 25, 27, 28,
D10/46, 93, 104.1, 113, 114, 116.1, 118;
D17/99
CPC B60Q 1/04; B60Q 1/26; F21S 8/026;
F21S 8/04; F21S 8/035; F21V 29/004; F21V
21/02; F21V 21/04; F21V 29/2212; F21V
37/002; F21V 7/00; F21V 29/83; F21V 7/22;
F21Y 2101/02; F21Y 2103/00; F21L 19/00;
F23D 11/443; A61L 9/037; H01R 33/0836;
H01R 2103/00; H01R 24/68; G02B 6/4298
See application file for complete search history.

OTHER PUBLICATIONS

Glass Cylinder Tube Light Lamp Shade, image post date Sep. 29,
2013, site visited Aug. 31, 2015, (online), <<http://web.archive.org/web/20130929125821/http://www.tias.com/11374/PictPage/3924076465.html>>.*

(Continued)

Primary Examiner — Kevin Rudzinski
Assistant Examiner — Sean D Lough
(74) *Attorney, Agent, or Firm* — Baker & McKenzie LLP

(57) **CLAIM**

The ornamental design for a light fixture, as shown and described.

DESCRIPTION

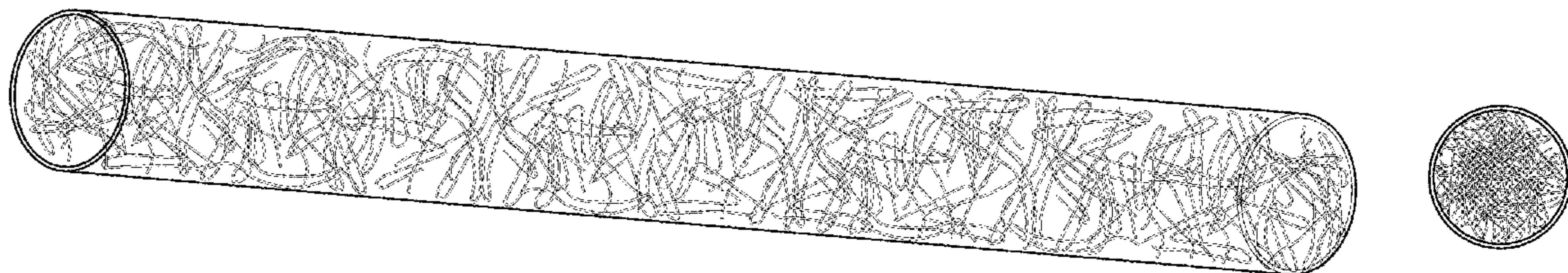
FIG. 1 is a perspective view of a light fixture in accordance with my design;
FIG. 2 is a top plan view of the light fixture in accordance with my design;
FIG. 3 is a bottom plan view of the light fixture in accordance with my design;
FIG. 4 is a front elevation view of the light fixture in accordance with my design, the opposite side being a mirror image of that shown; and,
FIG. 5 is a side elevation view of the light fixture in accordance with my design, the opposite side being a mirror image of that shown.

1 Claim, 1 Drawing Sheet

(56) **References Cited**

U.S. PATENT DOCUMENTS

4,740,870 A * 4/1988 Moore B63B 45/04
362/247
D375,371 S * 11/1996 May D26/28
5,585,915 A * 12/1996 Kurosawa G01J 1/04
250/227.31



(56)

References Cited

U.S. PATENT DOCUMENTS

D537,976 S * 3/2007 Thull D26/128
 D546,110 S * 7/2007 Stein D7/301
 D550,395 S * 9/2007 VanderSchuit D26/125
 D567,436 S * 4/2008 Bentivoglio D26/154
 D570,035 S * 5/2008 Franklin D26/137
 D575,441 S * 8/2008 Chen D26/120
 D575,899 S * 8/2008 Meeker D26/128
 D577,853 S * 9/2008 De'Armond D26/135
 D583,090 S * 12/2008 Silver D26/84
 D583,501 S * 12/2008 Schuler D26/121
 D583,502 S * 12/2008 Schuler D26/121
 D586,951 S * 2/2009 De'Armond D26/142
 D589,203 S * 3/2009 Sabernig D26/104
 D592,783 S * 5/2009 Flaherty D26/68
 D593,705 S * 6/2009 Bilotti D26/118
 D596,335 S * 7/2009 Sabernig D26/88
 D596,340 S * 7/2009 Sabernig D26/93
 D598,158 S * 8/2009 Watanabe D26/113
 D600,396 S * 9/2009 Luinstra D26/104
 D604,451 S * 11/2009 Smith D26/118
 D604,452 S * 11/2009 Smith D26/118
 D606,241 S * 12/2009 Sabernig D26/119
 D609,393 S * 2/2010 Sabernig D26/107
 D620,183 S * 7/2010 Sabernig D26/128
 D620,632 S * 7/2010 Wanders D26/88
 D622,893 S * 8/2010 Nadell D26/88
 D632,826 S * 2/2011 Sabernig D26/93
 D634,051 S * 3/2011 Sabernig D26/88
 D639,988 S * 6/2011 Chen D26/67
 D641,920 S * 7/2011 Sabernig D26/120
 D655,437 S * 3/2012 Baylar D26/81
 D655,440 S * 3/2012 Sabernig D26/137
 D655,851 S * 3/2012 Sabernig D26/88
 D659,281 S * 5/2012 Patkus D26/137

D659,884 S * 5/2012 Sabernig D26/84
 D659,889 S * 5/2012 Sabernig D26/93
 D660,503 S * 5/2012 Gilad D26/79
 D665,120 S * 8/2012 Damen D26/128
 D674,530 S * 1/2013 Wanders D26/88
 D679,439 S * 4/2013 Lai D26/75
 D679,654 S * 4/2013 Wu D13/134
 D679,850 S * 4/2013 Smith D26/118
 D679,851 S * 4/2013 Smith D26/118
 D697,251 S * 1/2014 Baylar D26/88
 D697,252 S * 1/2014 Baylar D26/88
 D698,097 S * 1/2014 Muhr D30/124
 D700,391 S * 2/2014 Sabernig D26/84
 D703,365 S * 4/2014 Martin D26/88
 D711,013 S * 8/2014 Walsh D25/60
 D712,586 S * 9/2014 Bassetti D26/88
 8,827,505 B1 * 9/2014 Senkyr F21S 8/036
 362/351
 D716,486 S * 10/2014 Martin D26/141
 D716,994 S * 11/2014 Phillips D26/118
 D717,485 S * 11/2014 Lovegrove D26/85
 D718,490 S * 11/2014 Castillo D26/120
 D719,292 S * 12/2014 Voss D26/118
 D719,293 S * 12/2014 Voss D26/118
 D730,302 S * 5/2015 Shum D13/179
 D730,542 S * 5/2015 Ege D25/105
 9,080,593 B2 * 7/2015 Levey F16B 37/125

OTHER PUBLICATIONS

FF Tom Yam Shrimp flavored instant noodles, image post date Mar. 15, 2006, site visited Aug. 31, 2015, (online), <<http://sixthseal.com/2006/03/ff-tom-yam-shrimp-instant-noodles-in-a-plastic-bowl/>>.*

Dashed lines, image post date Apr. 16, 2010, site visited Aug. 31, 2015, (online), <<http://web.archive.org/web/20100416063751/http://www.smustard.com/script/DashedLines>>.*

* cited by examiner

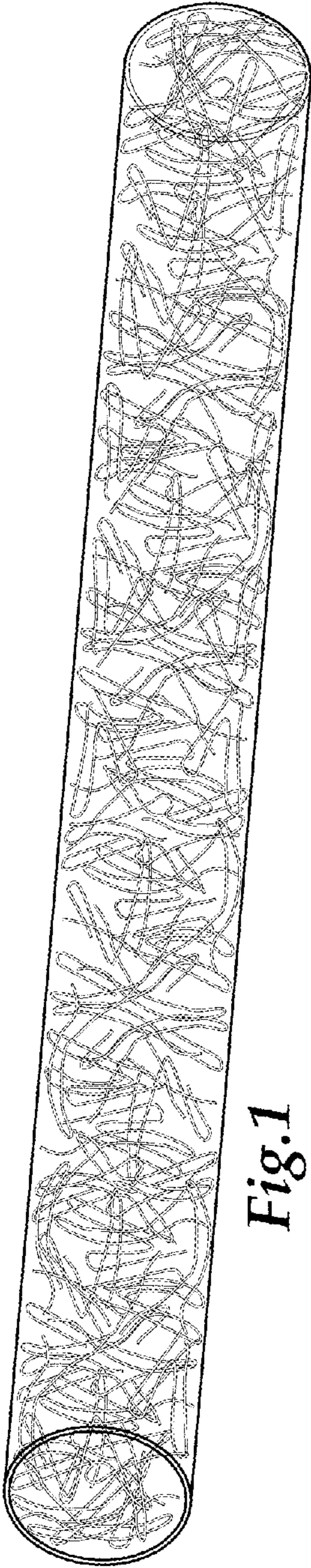


Fig. 1

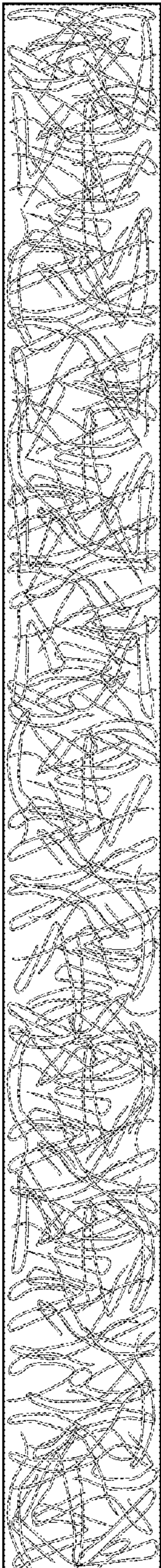


Fig. 2




Fig. 3




Fig. 4




Fig. 5