

US00D758637S

(12) **United States Design Patent**
Herzog et al.

(10) **Patent No.:** **US D758,637 S**
(45) **Date of Patent:** **** Jun. 7, 2016**

- (54) **LAMP**
- (71) Applicant: **Herzog & de Meuron Rheinschanze AG, Basel (CH)**
- (72) Inventors: **Jacques Herzog, Basel (CH); Pierre De Meuron, Basel (CH)**
- (73) Assignee: **Herzog & De Meuron Rheinschanze AG, Basel (CH)**
- (**) Term: **14 Years**
- (21) Appl. No.: **29/503,698**
- (22) Filed: **Sep. 29, 2014**

(30) **Foreign Application Priority Data**

Mar. 28, 2014 (WO) DM/083 252

(51) **LOC (10) Cl.** **26-03**

(52) **U.S. Cl.**
USPC **D26/88; D26/136**

(58) **Field of Classification Search**

USPC D26/88, 118, 136
CPC F21V 1/00; F21V 1/14; F21V 1/20;
F21V 1/22; F21V 1/24; F21V 3/02; F21V
3/04; F21V 3/0409; F21V 3/0418; F21V
3/0427; F21V 3/0436; F21V 3/0445; F21V
3/0472; F21V 3/049; F21V 7/041; F21V
7/046; F21V 7/22; F21S 8/06; F21S 8/061;
F21S 8/063

See application file for complete search history.

(56) **References Cited**

U.S. PATENT DOCUMENTS

59,389 A * 11/1866 Hagan F21V 1/14
362/312
D23,177 S * 4/1894 Fondeville D26/136
D35,755 S * 2/1902 Mygatt D26/136
790,026 A * 5/1905 Booth F21V 5/00
362/340
821,307 A * 5/1906 Mygatt F21V 1/20
362/340

935,220 A * 9/1909 Mygatt F21V 5/00
362/340
D44,613 S * 9/1913 Mygatt D26/136
D54,512 S * 2/1920 Owen D26/88
1,566,906 A * 12/1925 Matisse F21V 7/22
362/348
1,583,595 A * 5/1926 Jones F21V 1/00
362/434
1,862,369 A * 6/1932 Doane F21V 17/00
362/296.01
D87,863 S * 10/1932 Ainsworth D26/88
D92,618 S * 6/1934 Leinen D26/88
D113,971 S * 3/1939 Kirk D26/88
2,308,009 A * 1/1943 Wittel F21V 7/00
362/347
3,950,638 A * 4/1976 Kent F21V 7/04
362/263
4,222,091 A * 9/1980 Bartenbach F21S 8/06
362/249.14

(Continued)

Primary Examiner — Clare E Heflin

(74) *Attorney, Agent, or Firm* — McCarter & English, LLP

(57) **CLAIM**

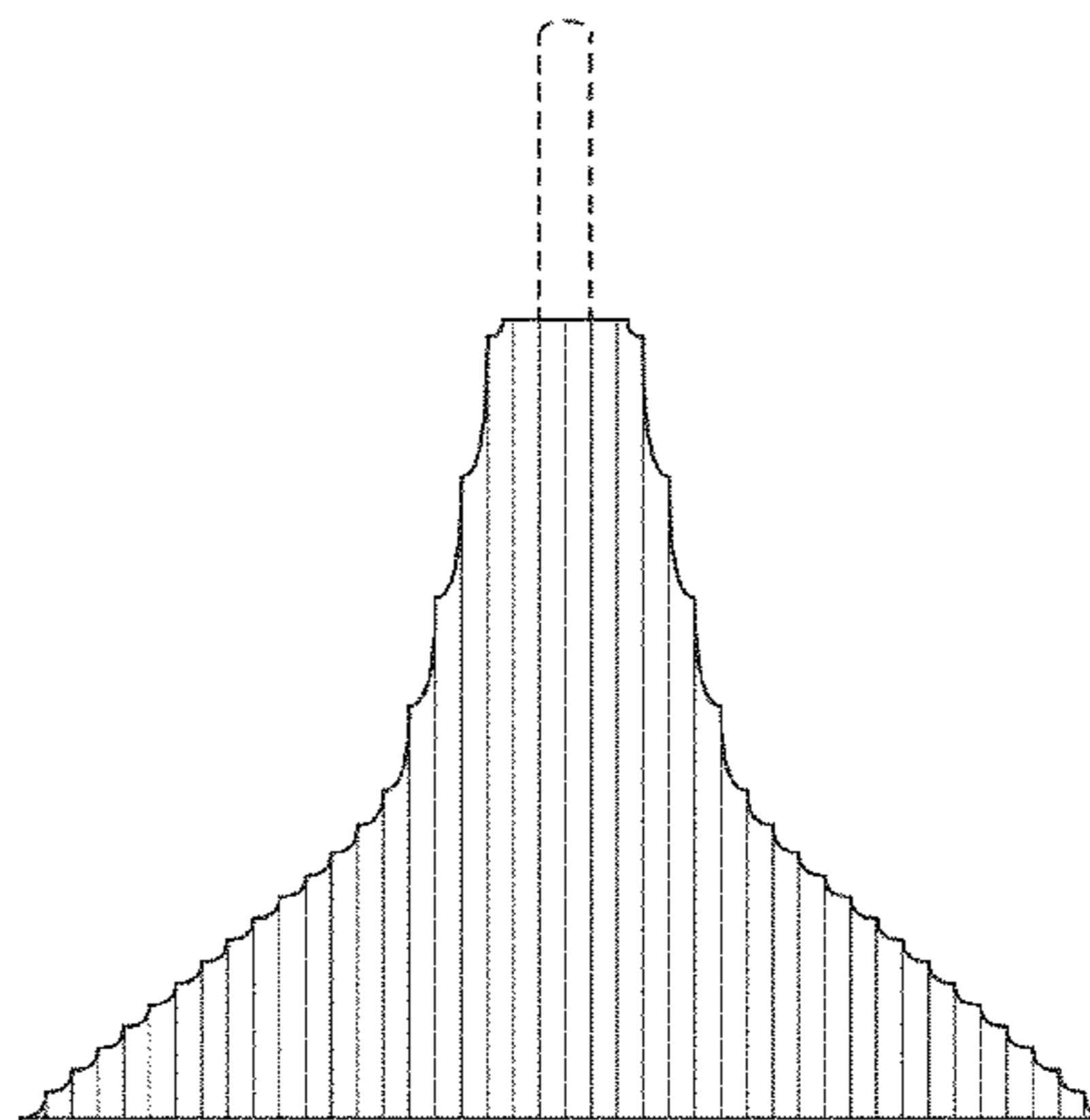
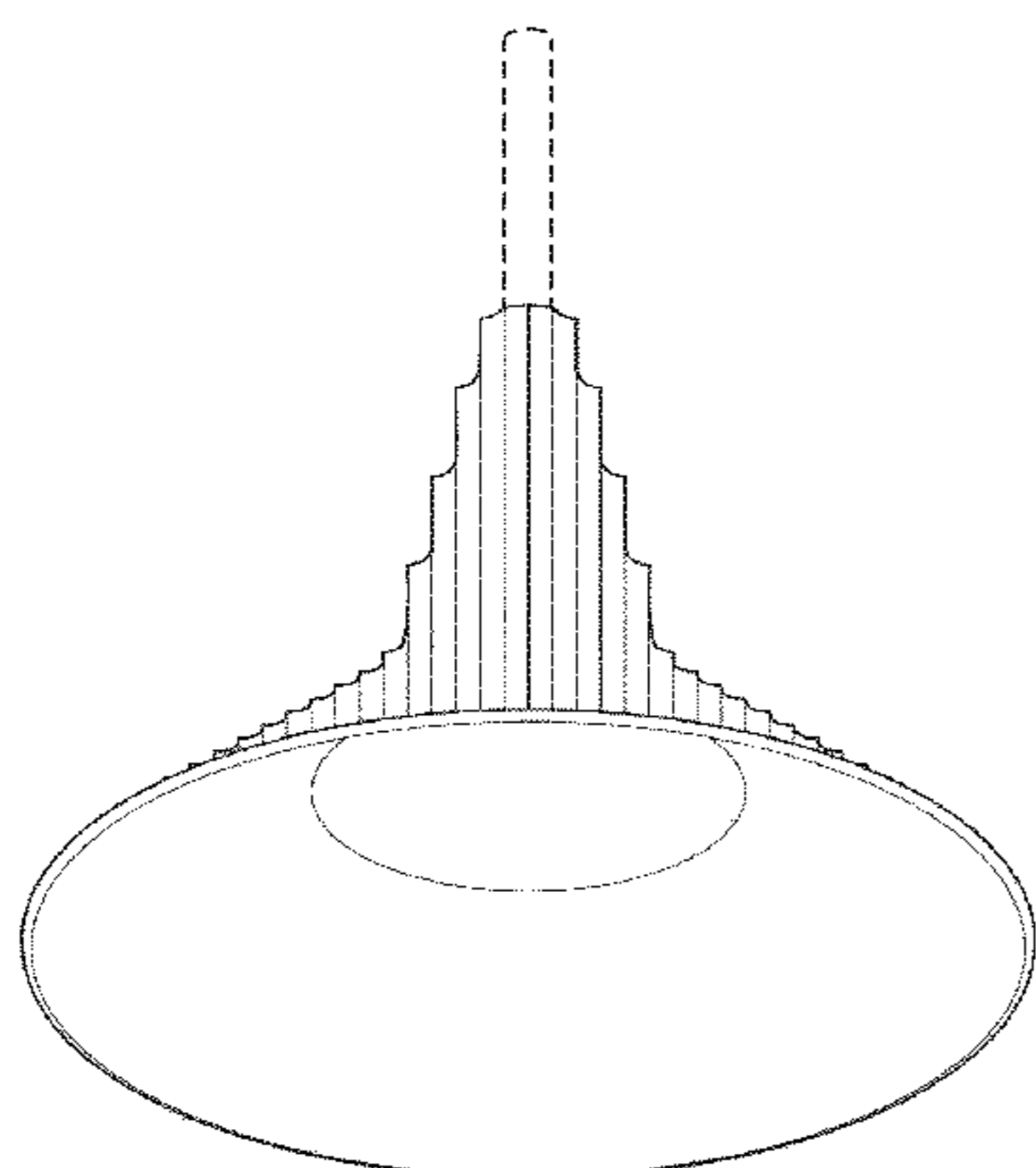
The ornamental design for a lamp, as shown and described.

DESCRIPTION

FIG. 1 is a front perspective view of a first embodiment of a lamp in the form of a hanging lamp;
FIG. 2 shows a bottom perspective view of FIG. 1;
FIG. 3 shows a front elevational view of FIG. 1;
FIG. 4 shows a right side view of FIG. 1, the left side being a mirror image thereof;
FIG. 5 is a front perspective view of a second embodiment of a lamp in the form of a hanging lamp;
FIG. 6 shows a bottom perspective view of FIG. 5;
FIG. 7 shows a front elevational view of FIG. 5;
FIG. 8 shows a right side view of FIG. 5, the left side being a mirror image thereof;
FIG. 9 is a side perspective view of a third embodiment of a lamp in the form of a hanging lamp;
FIG. 10 shows a bottom perspective view of FIG. 9;
FIG. 11 shows a front elevational view of FIG. 9; and,
FIG. 12 shows a right side view of FIG. 9, the left side being a mirror image thereof.

The broken lines shown on the drawings depict portions of the lamp that form no part of the claimed design.

1 Claim, 12 Drawing Sheets



(56)

References Cited

U.S. PATENT DOCUMENTS

D307,641 S * 5/1990 De'Armond D26/136
5,062,030 A * 10/1991 Figueroa F21V 7/005
362/241
D328,955 S * 8/1992 Sheradsky D26/135
D345,436 S * 3/1994 Evans D26/130
D352,363 S * 11/1994 Dolan D26/131
5,655,828 A * 8/1997 Yamamoto F21V 7/06
362/297

D432,707 S * 10/2000 Brunner D26/118
D539,963 S * 4/2007 Hsu D26/88
D565,235 S * 3/2008 Smith D26/118
D596,332 S * 7/2009 Diller D26/88
7,914,180 B2 * 3/2011 Lee F21V 7/09
362/296.01
D660,504 S * 5/2012 Martin D26/136
D715,986 S * 10/2014 Anastassiades D26/88
2002/0085392 A1 * 7/2002 Hajianpour F21V 3/04
362/562

* cited by examiner




Fig. 1

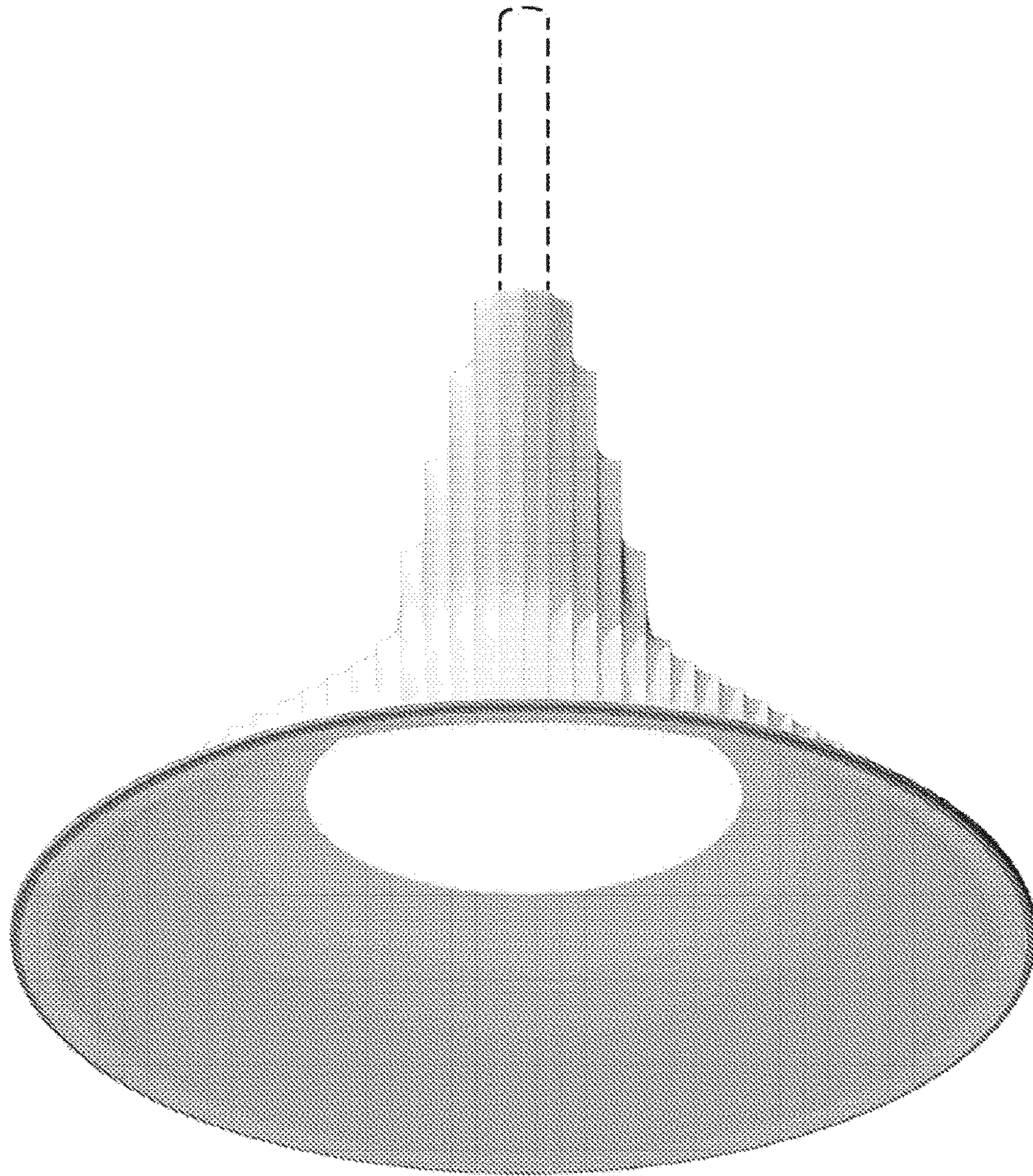


Fig. 2

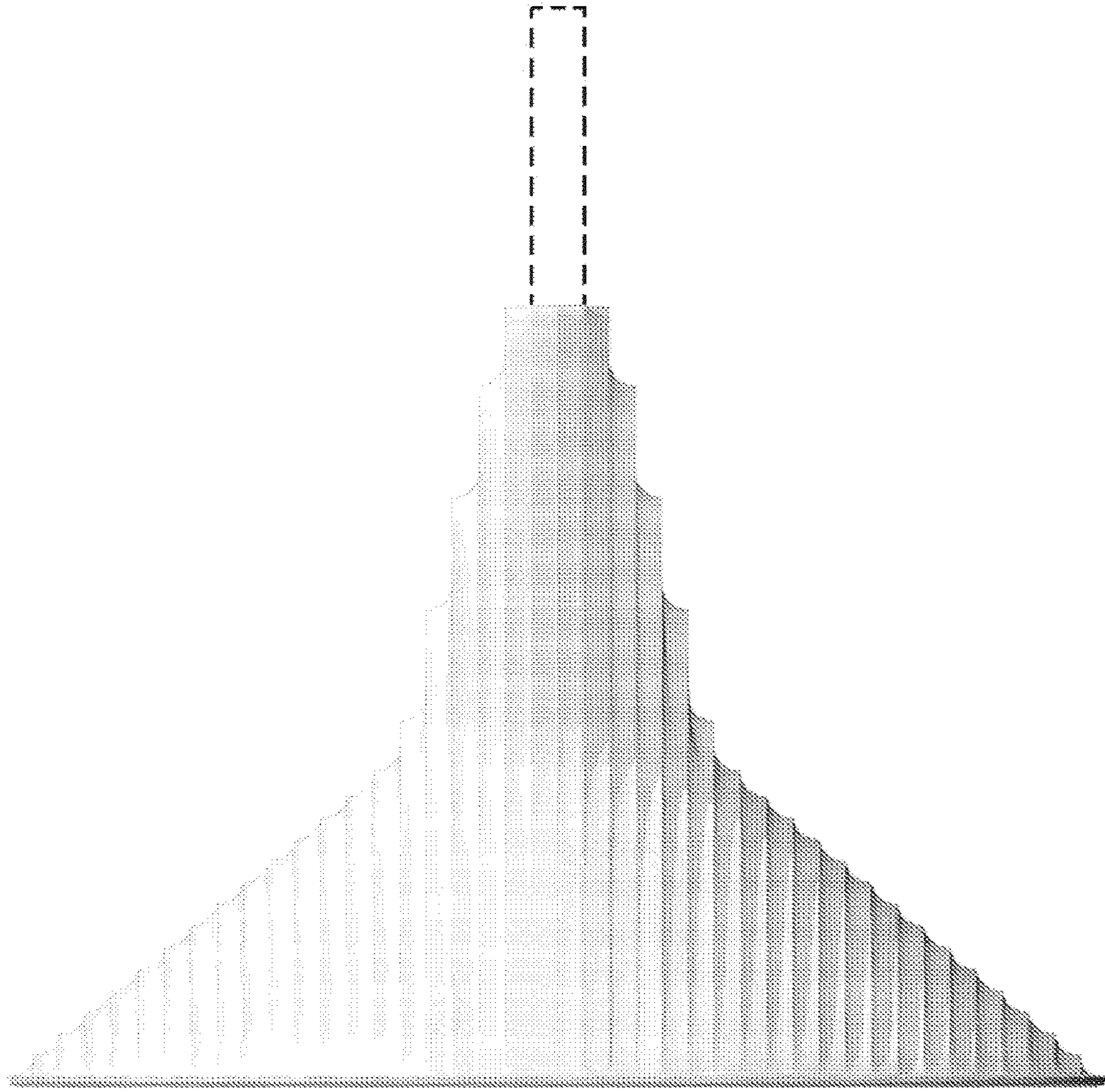


Fig. 3

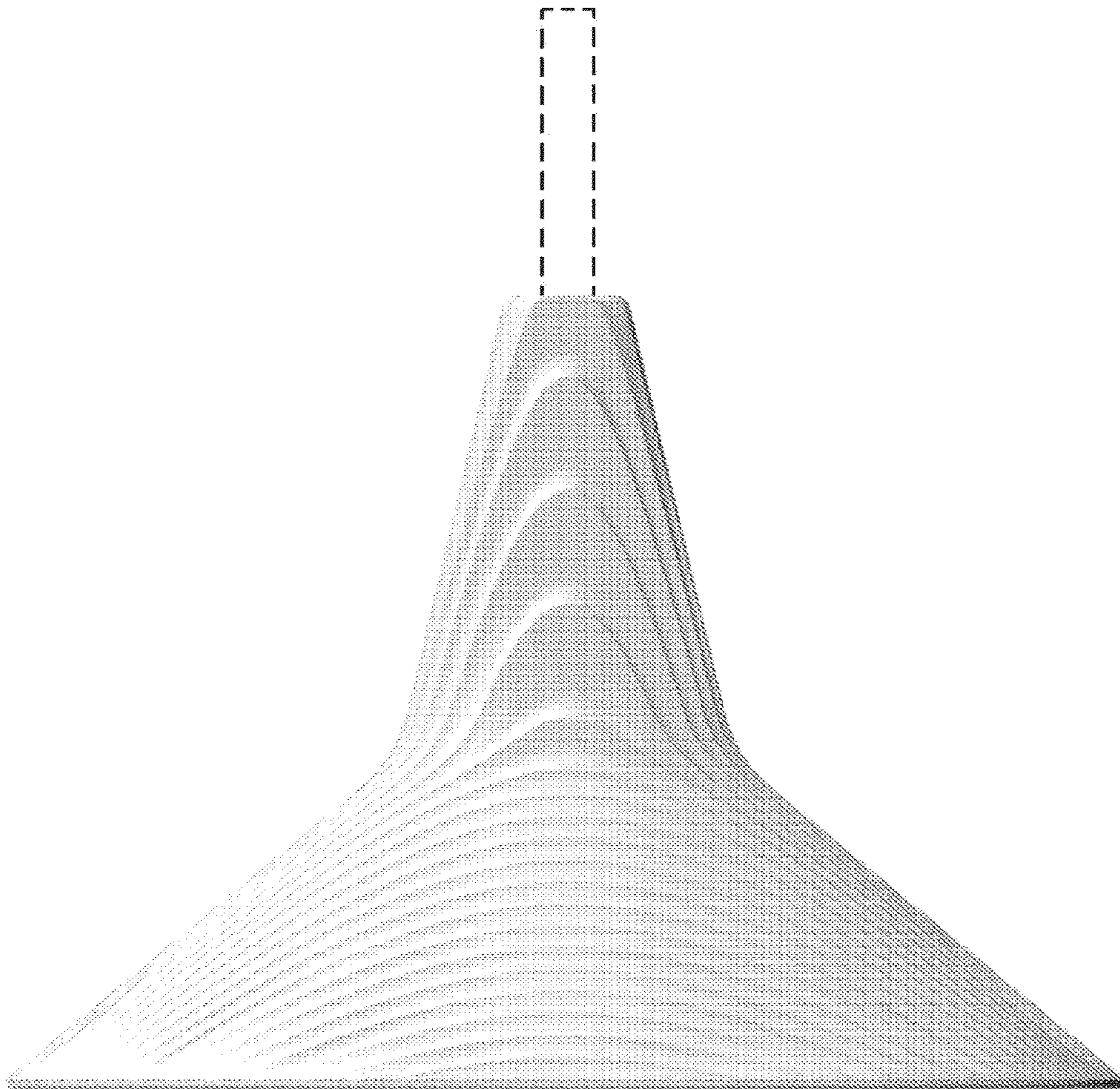


Fig. 4




Fig. 5




Fig. 6

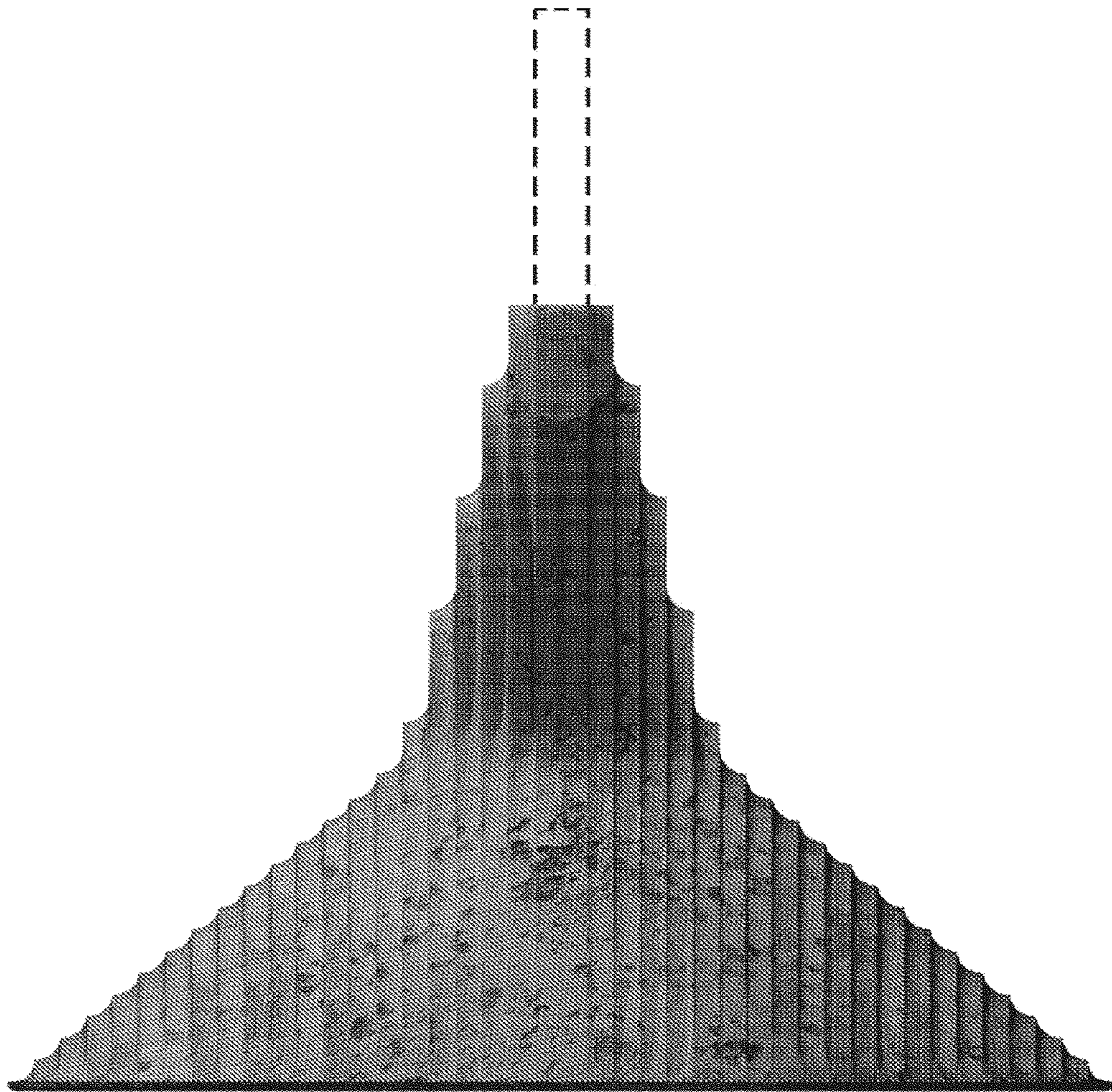


Fig. 7

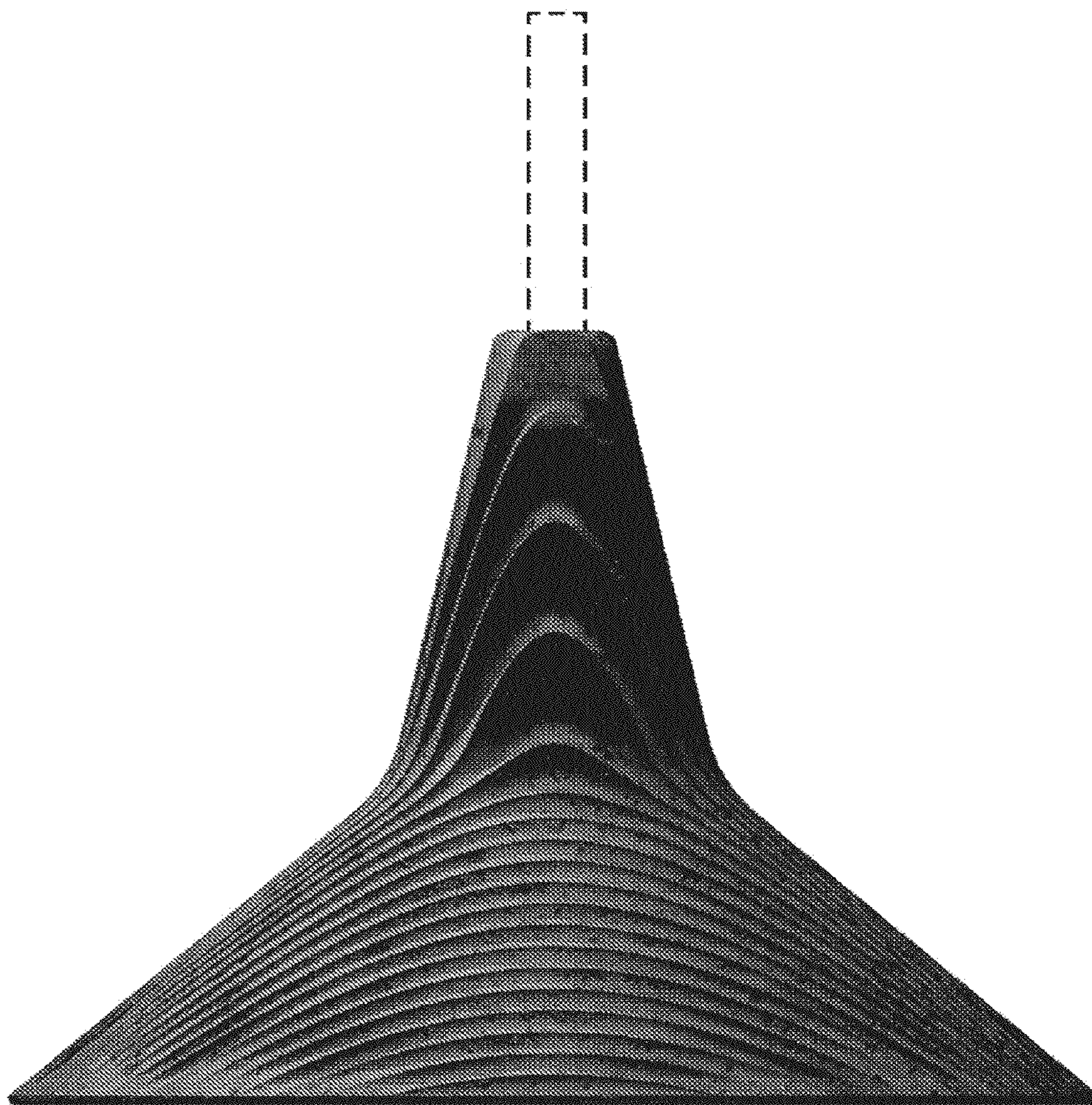


Fig. 8

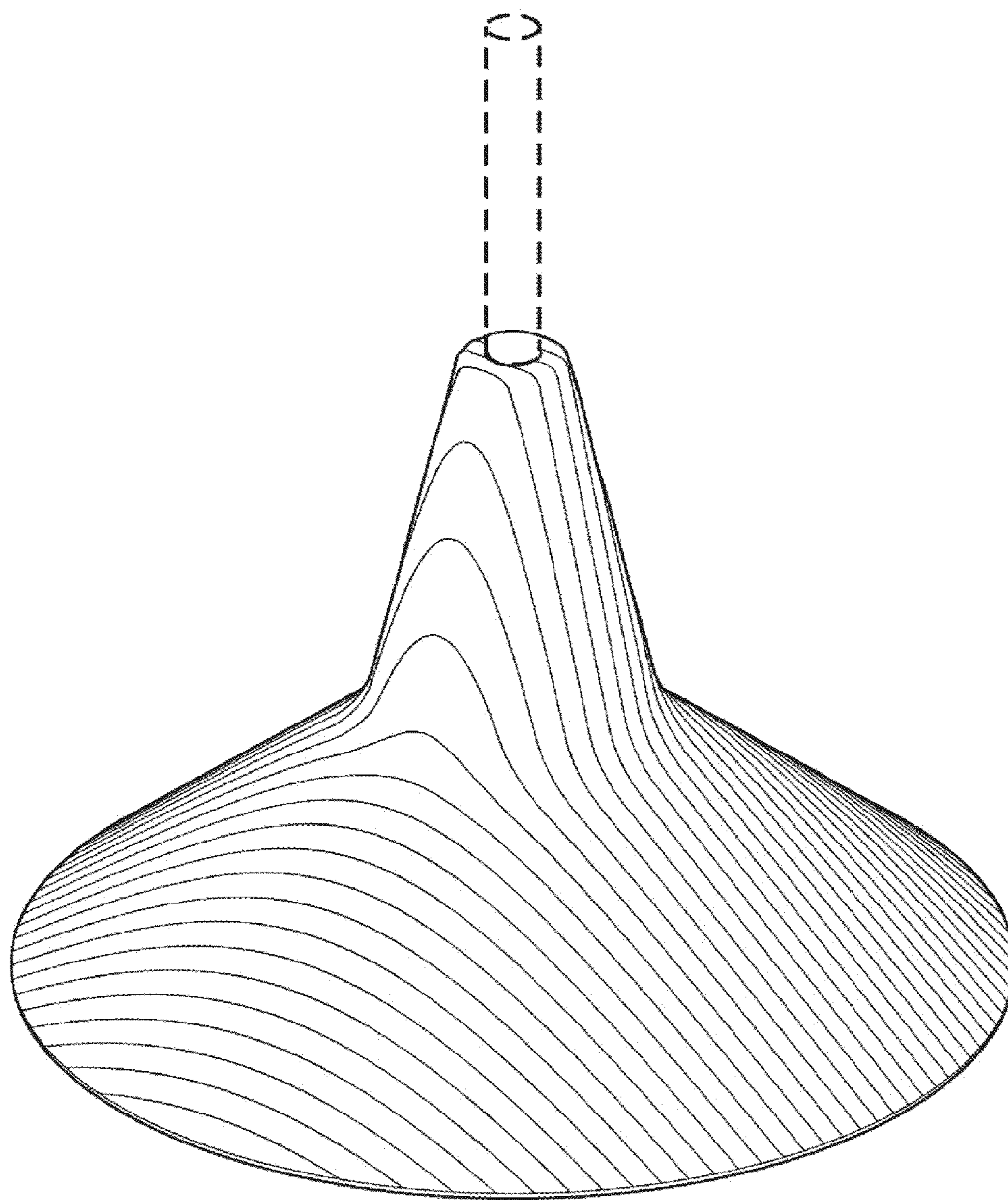


Fig. 9

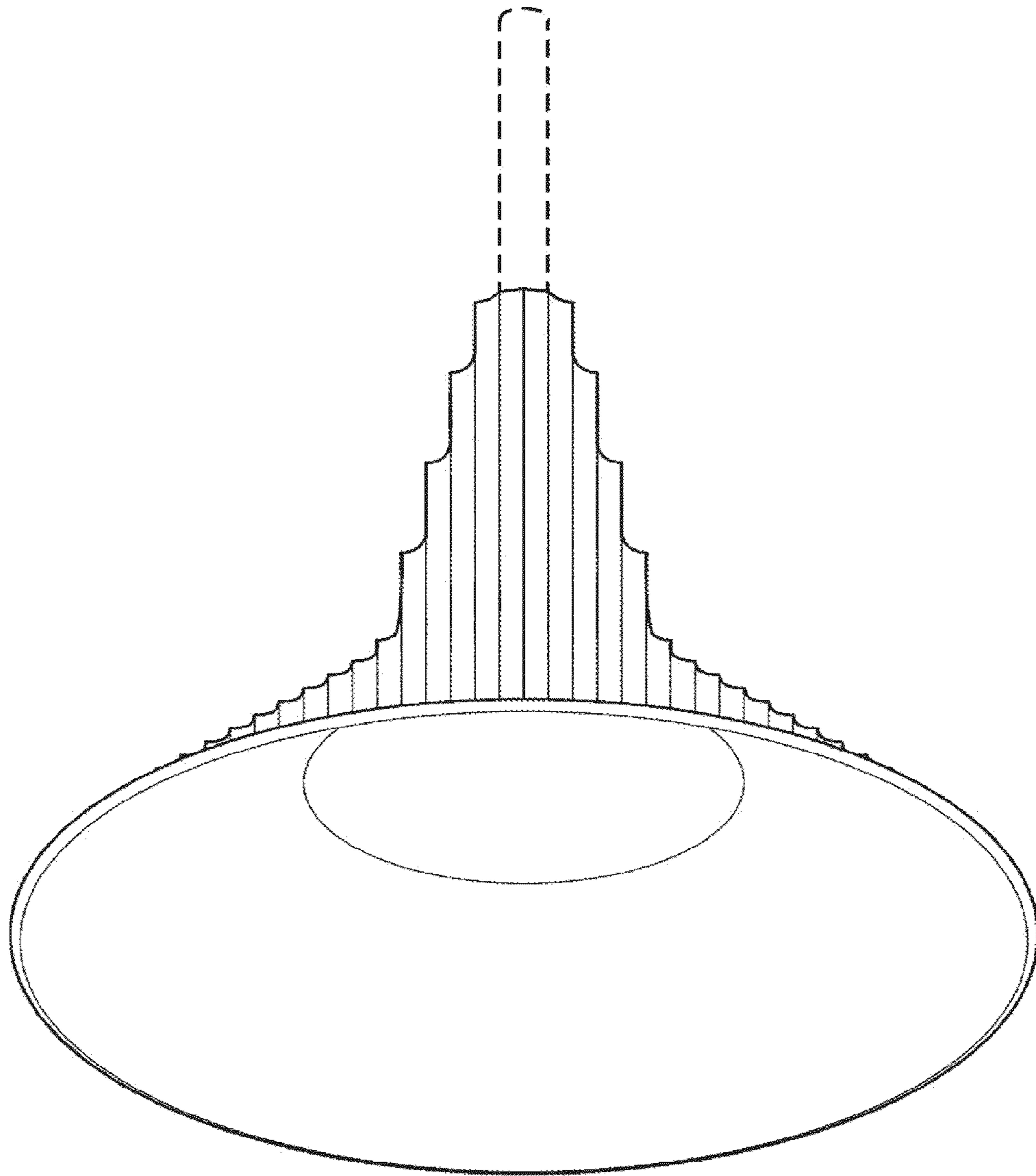


Fig. 10

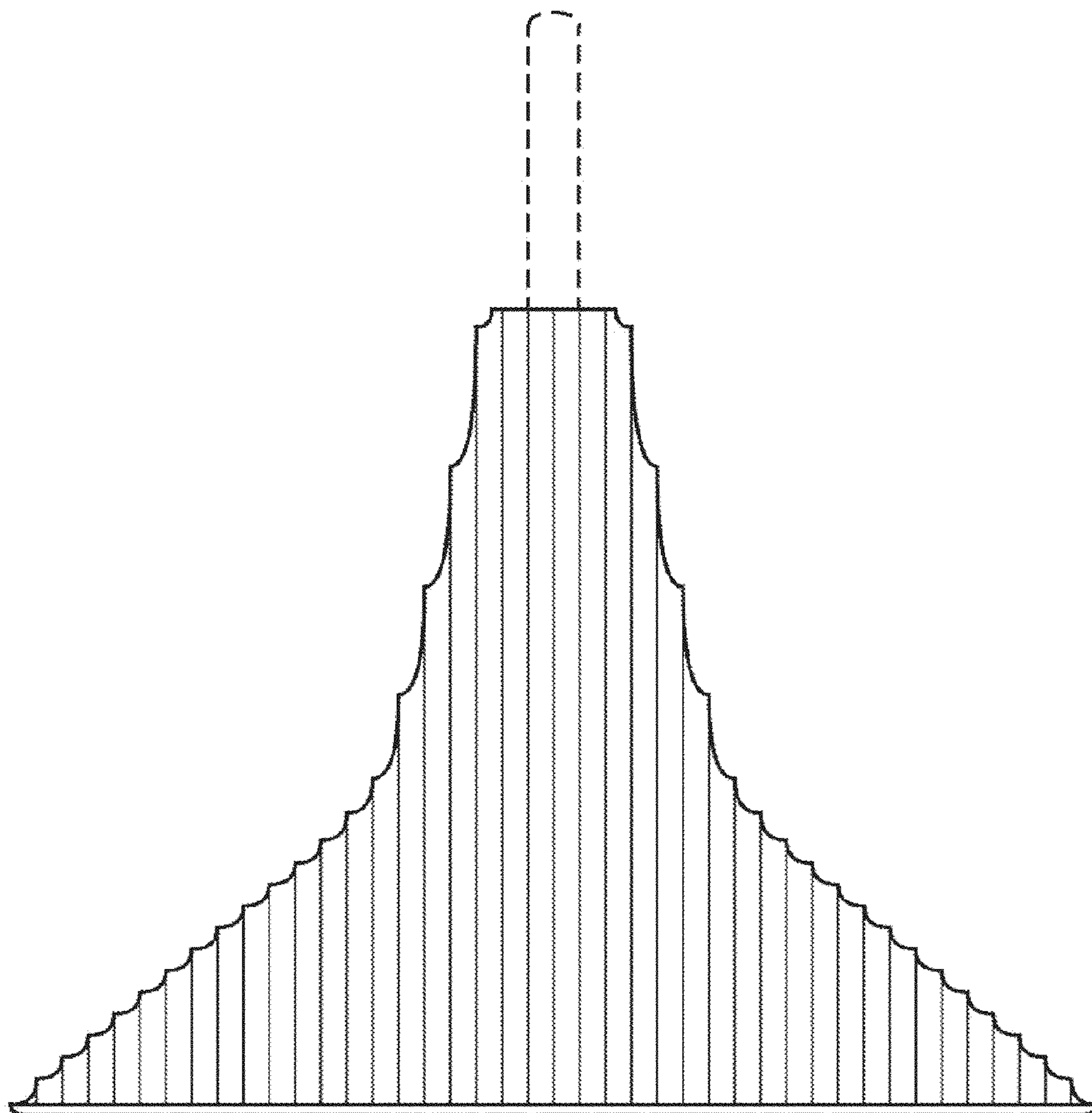


Fig. 11

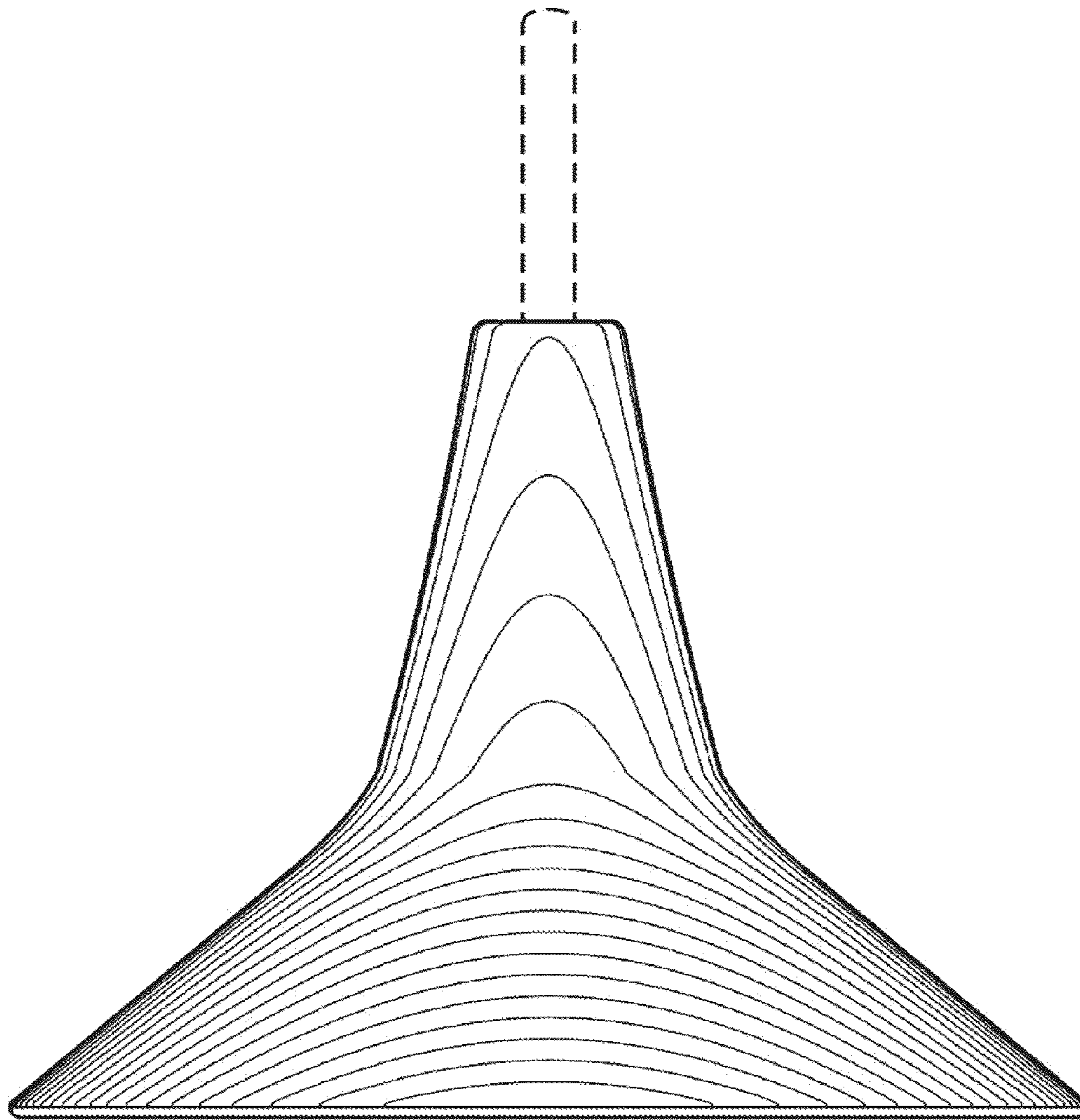


Fig. 12