



US00D758604S

(12) **United States Design Patent**
Brinberg et al.

(10) **Patent No.:** **US D758,604 S**
(45) **Date of Patent:** **** Jun. 7, 2016**

(54) **MASSAGING DEVICE**

(56) **References Cited**

(71) Applicant: **Novel Creations USA Inc.**, Boca Raton, FL (US)

U.S. PATENT DOCUMENTS

(72) Inventors: **Barry Brinberg**, Boca Raton, FL (US);
Thao Luu-Brinberg, Boca Raton, FL (US)

D681,219	S	*	4/2013	Chen	D24/215
D681,223	S	*	4/2013	Chen	D24/215
D685,917	S	*	7/2013	Chen	D24/215
D685,918	S	*	7/2013	Chen	D24/215
D693,935	S	*	11/2013	Chen	D24/215
D693,936	S	*	11/2013	Chen	D24/215
D702,363	S	*	4/2014	Tai	D24/215
D712,054	S	*	8/2014	Tai	D24/215
D739,548	S	*	9/2015	Cheung	D24/215
2009/0005714	A1	*	1/2009	Mecenero	A61H 19/34 601/46

(73) Assignee: **Novel Creations USA Inc.**, Boca Raton, FL (US)

(**) Term: **15 Years**

* cited by examiner

(21) Appl. No.: **29/528,849**

Primary Examiner — Sandra Snapp
(74) *Attorney, Agent, or Firm* — Mintz Levin Cohn Ferris Glovsky and Popeo, P.C.

(22) Filed: **Jun. 1, 2015**

(51) **LOC (10) Cl.** **28-03**

(57) **CLAIM**

The ornamental design for a massaging device, as shown and described.

(52) **U.S. Cl.**

USPC **D24/215**

DESCRIPTION

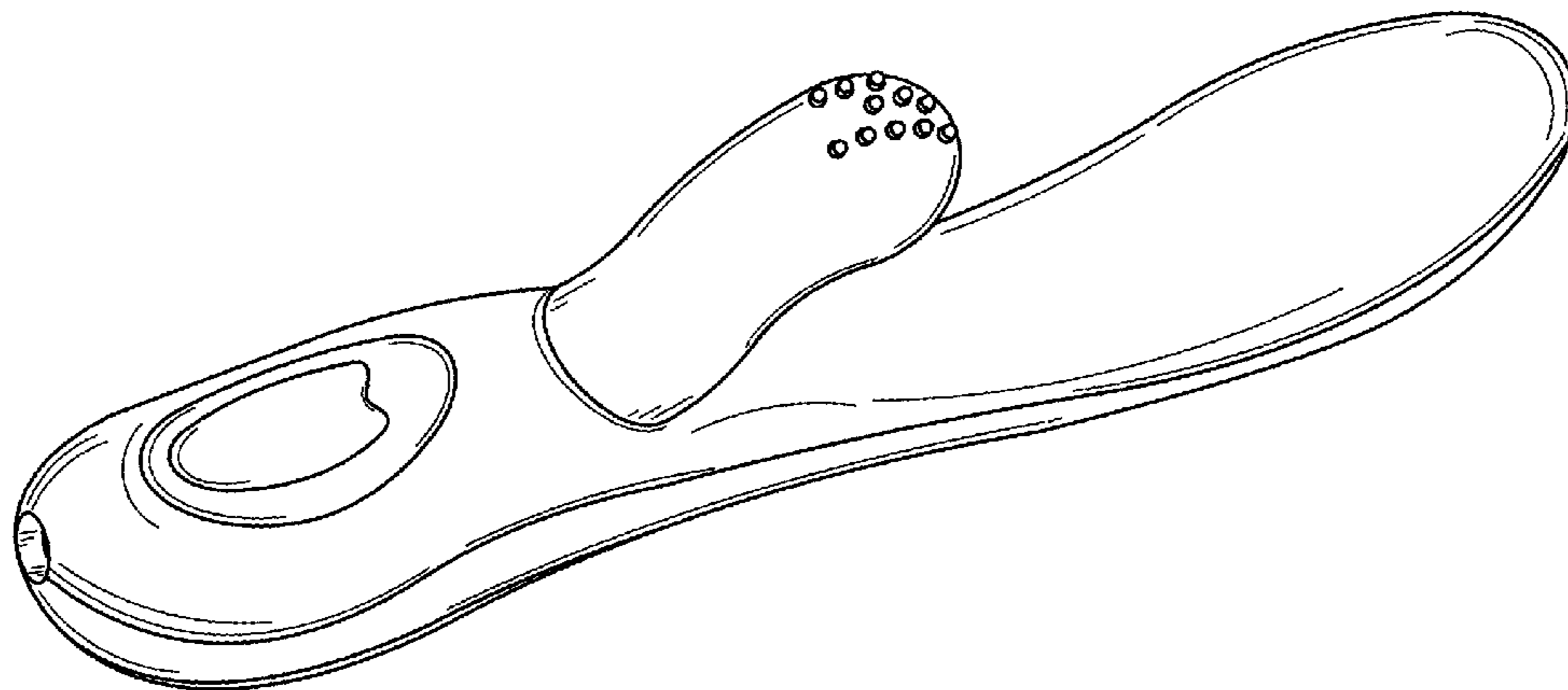
(58) **Field of Classification Search**

USPC D24/200, 211, 212, 213, 214, 215,
D24/189-193; 601/19, 27-33, 38, 46, 52,
601/112, 118, DIG. 12, DIG. 14, DIG. 1,
601/DIG. 16, DIG. 17; D30/160
CPC A61H 2201/0153; A61H 2201/0207;
A61H 2201/0263; A61H 2201/0111; A61H
2201/1253; A61H 2205/082; A61H 2205/085;
A61H 15/0085; A61H 19/00; A61H 19/30;
A61H 19/32; A61H 19/40; A61H 19/44;
A61H 19/50

FIG. 1 is a perspective view of the massaging device, showing our new design;
FIG. 2 is a top plan view of the massaging device shown in FIG. 1;
FIG. 3 is a bottom view of the massaging device of FIG. 1;
FIG. 4 is a side view of the massaging device of FIG. 1;
FIG. 5 is a side view of the massaging device of FIG. 1, which is a mirror image of the view of FIG. 4;
FIG. 6 is an enlarged front view of the massaging device of FIG. 1; and,
FIG. 7 is an enlarged rear view of the massaging device of FIG. 1.

See application file for complete search history.

1 Claim, 6 Drawing Sheets



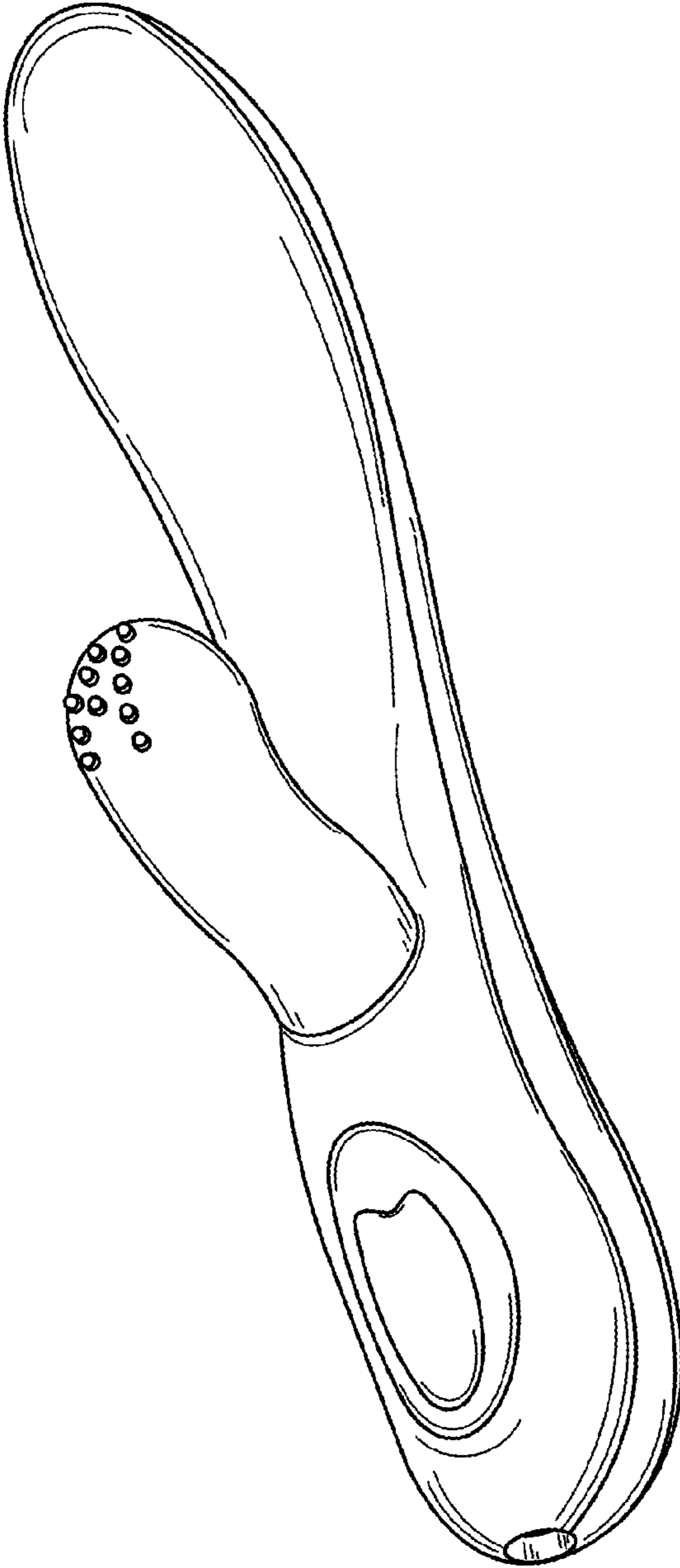


FIG. 1

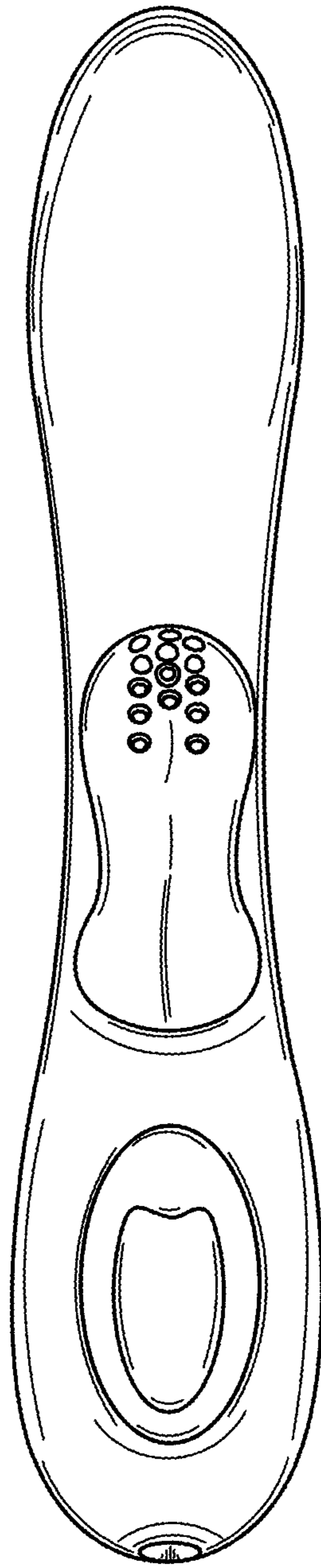


FIG. 2

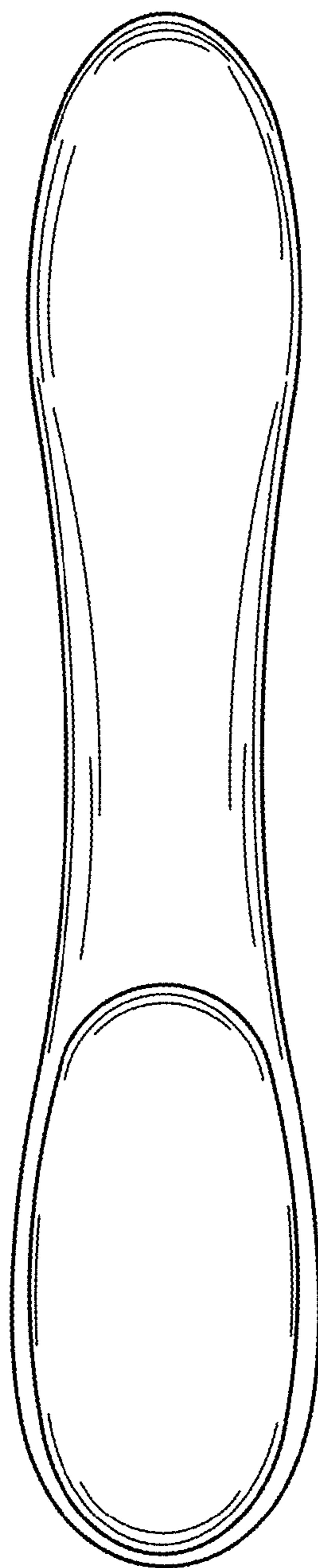


FIG. 3

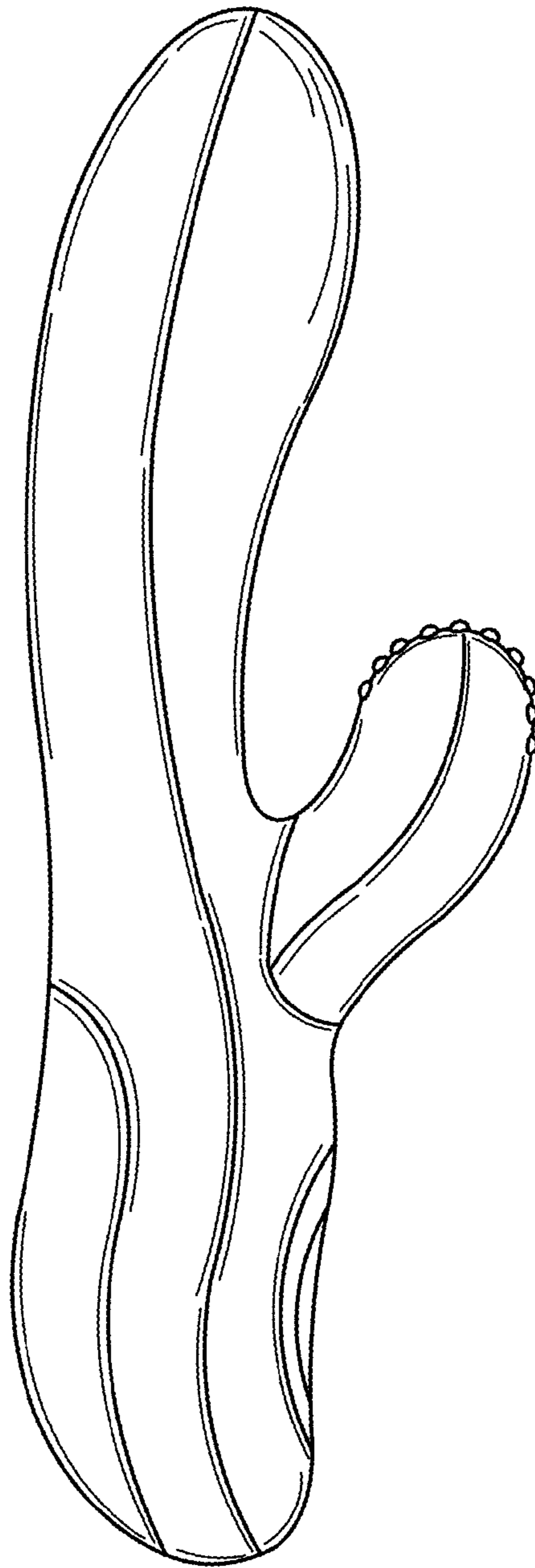


FIG. 4

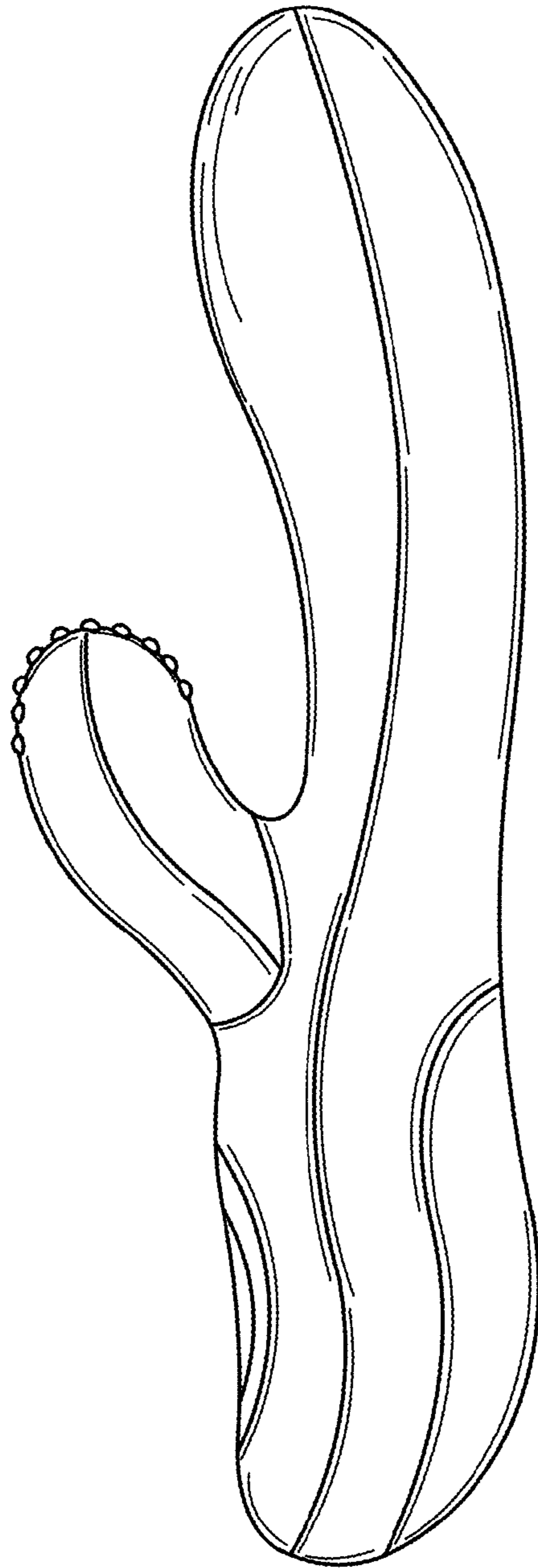


FIG. 5

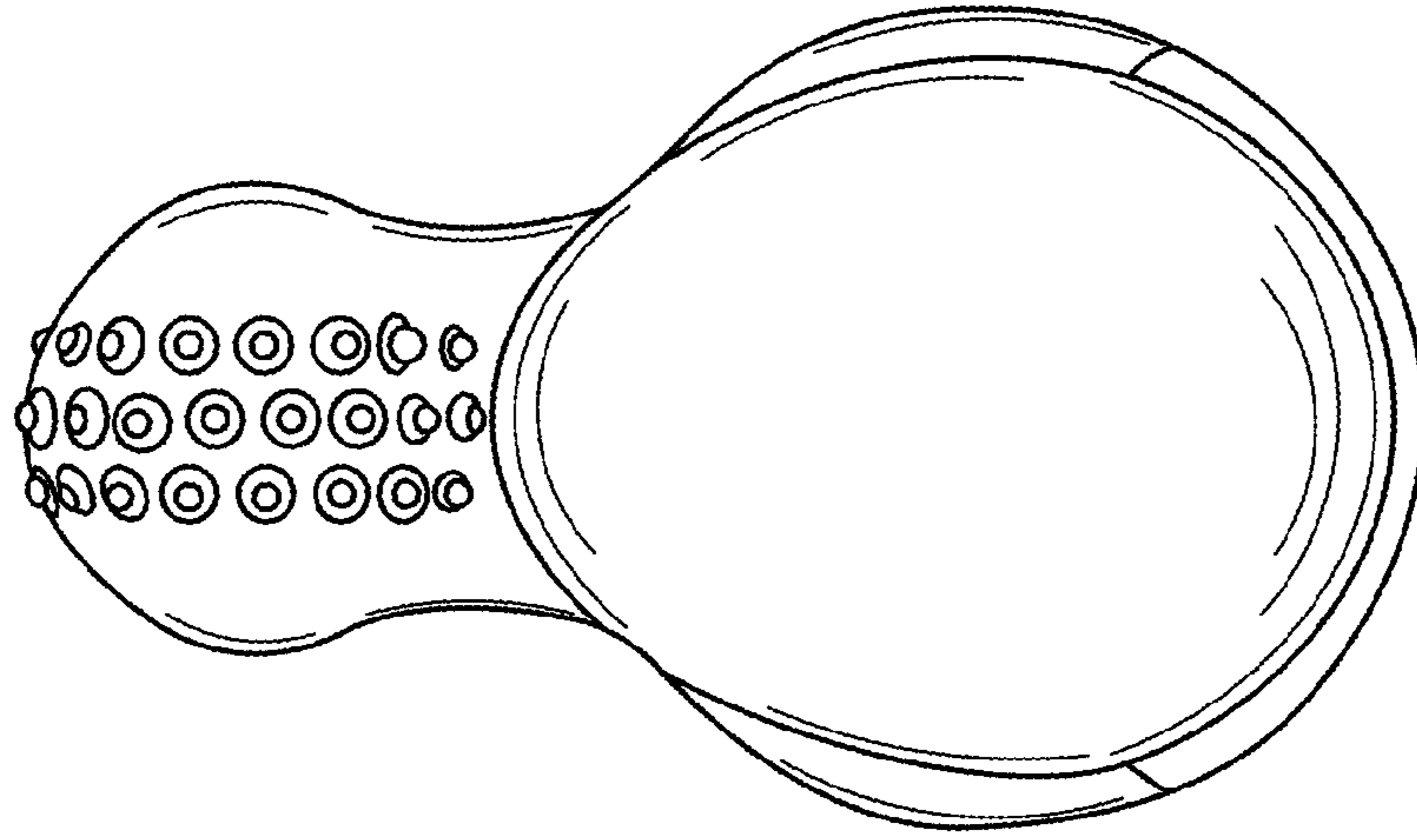


FIG. 6

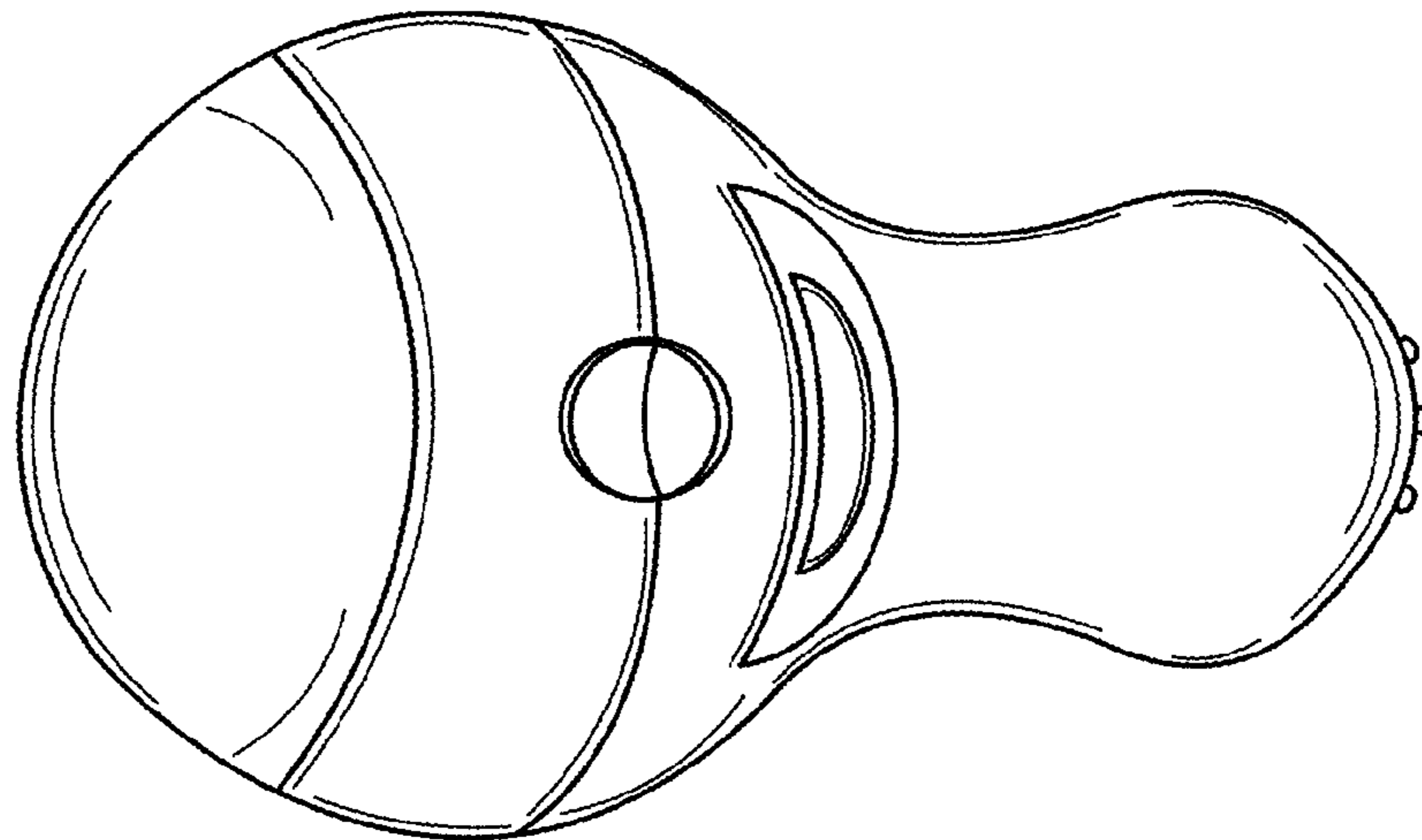


FIG. 7