



US00D758597S

(12) **United States Design Patent**  
**Abramowitz**

(10) **Patent No.:** **US D758,597 S**  
(45) **Date of Patent:** **\*\* Jun. 7, 2016**

(54) **BANDAGE HANDLE**

(56) **References Cited**

(71) Applicant: **Advance Medic a FLEXONE BV**  
**company, Amsterdam (NL)**

U.S. PATENT DOCUMENTS

(72) Inventor: **Eyan Akiva Abramowitz, Haifa (IL)**

D158,938	S	*	6/1950	Clerck	.....	D24/199
5,833,641	A	*	11/1998	Curtis et al.	.....	602/43
6,297,422	B1	*	10/2001	Hansen et al.	.....	602/57
D476,080	S	*	6/2003	Hantke et al.	.....	D24/124
D490,566	S	*	5/2004	Bergquist et al.	.....	D28/8
7,087,806	B2	*	8/2006	Scheinberg et al.	.....	602/41
7,429,687	B2	*	9/2008	Kauth et al.	.....	602/58
D705,489	S	*	5/2014	Kliegman et al.	.....	D28/59
D726,926	S	*	4/2015	Matsushita	.....	D24/200
D727,514	S	*	4/2015	Matsushita	.....	D24/200
2007/0054014	A1	*	3/2007	Stawski et al.	.....	426/238

(73) Assignee: **ADVANCE MEDIC A FLEXONE BV**  
**COMPANY, Amsterdam (NL)**

(\*\*) Term: **14 Years**

(21) Appl. No.: **29/479,160**

\* cited by examiner

(22) Filed: **Jan. 13, 2014**

*Primary Examiner* — Robert M Spear

*Assistant Examiner* — Darcey E Heflin

(30) **Foreign Application Priority Data**

Jul. 11, 2013	(EM)	.....	002272633-0001
Jul. 11, 2013	(EM)	.....	002272633-0002
Jul. 11, 2013	(EM)	.....	002272633-0003
Jul. 11, 2013	(EM)	.....	002272633-0004

(74) *Attorney, Agent, or Firm* — Symbus Law Group, LLC;  
Clifford D. Hyra

(57) **CLAIM**

The ornamental design for the bandage handle, as shown and described.

(51) **LOC (10) Cl.** ..... **24-04**

**DESCRIPTION**

(52) **U.S. Cl.**  
USPC ..... **D24/189**

FIG. 1 is a perspective view of a bandage handle showing the top, front and right sides.

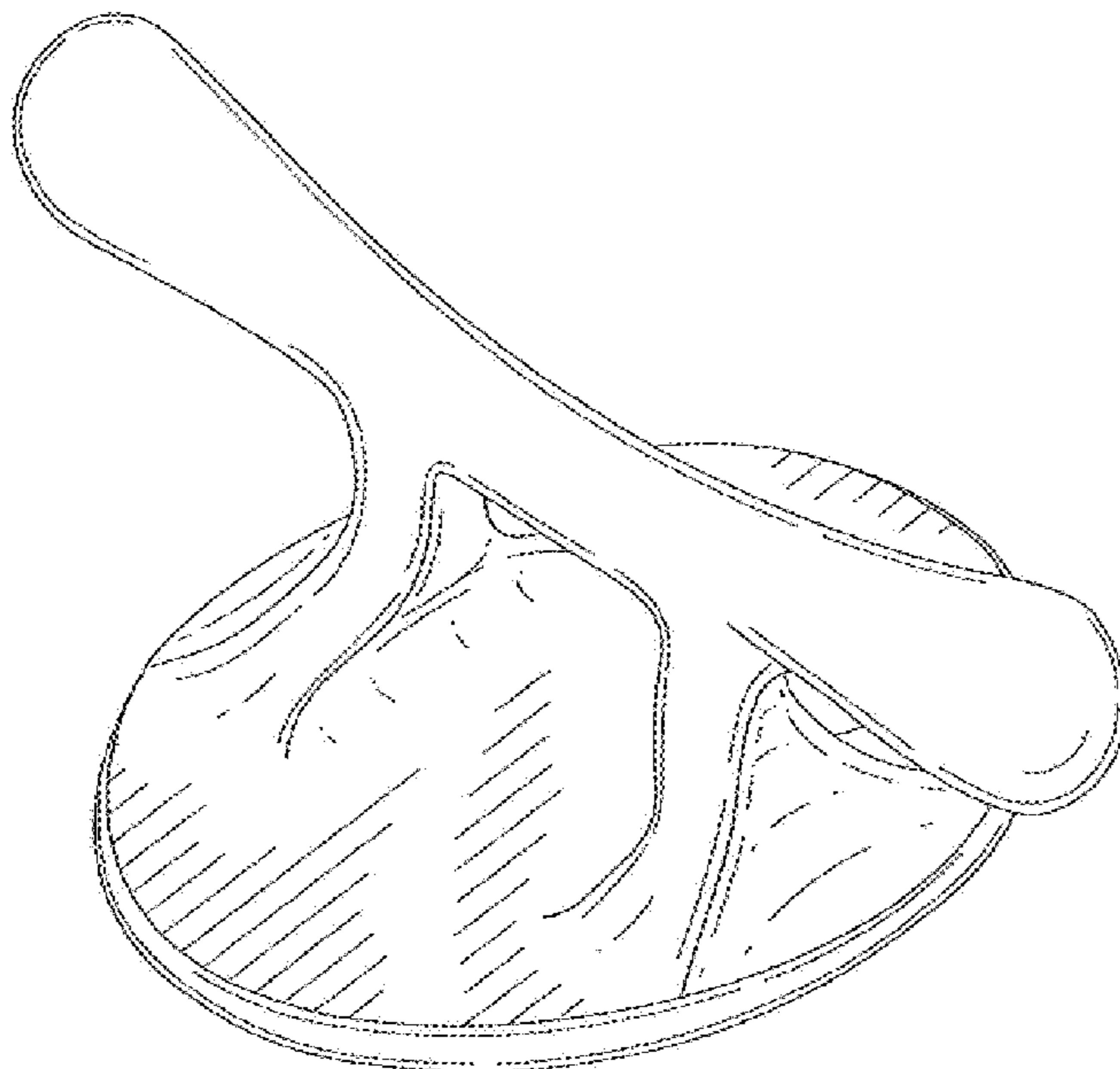
(58) **Field of Classification Search**  
USPC ..... D24/124, 126, 127, 187-192, 199, 200,  
D24/206, 214, 231; D28/7, 8, 57-59, 78;  
602/14, 26, 36, 42, 44, 54, 57-60, 62,  
602/63, 79; 604/379, 384  
CPC ..... A61F 13/02; A61F 13/0203; A61F  
2013/00897; A61F 2013/0054; A61F  
2013/00646; A61F 2013/00757; A61F  
2013/008; A61F 2013/00817

FIG. 2 is a front view of the bandage handle.  
FIG. 3 is a rear view of the bandage handle.  
FIG. 4 is a left side view of the bandage handle.  
FIG. 5 is a right side view of the bandage handle.  
FIG. 6 is a top view of the bandage handle; and,  
FIG. 7 is a bottom view of the bandage handle.

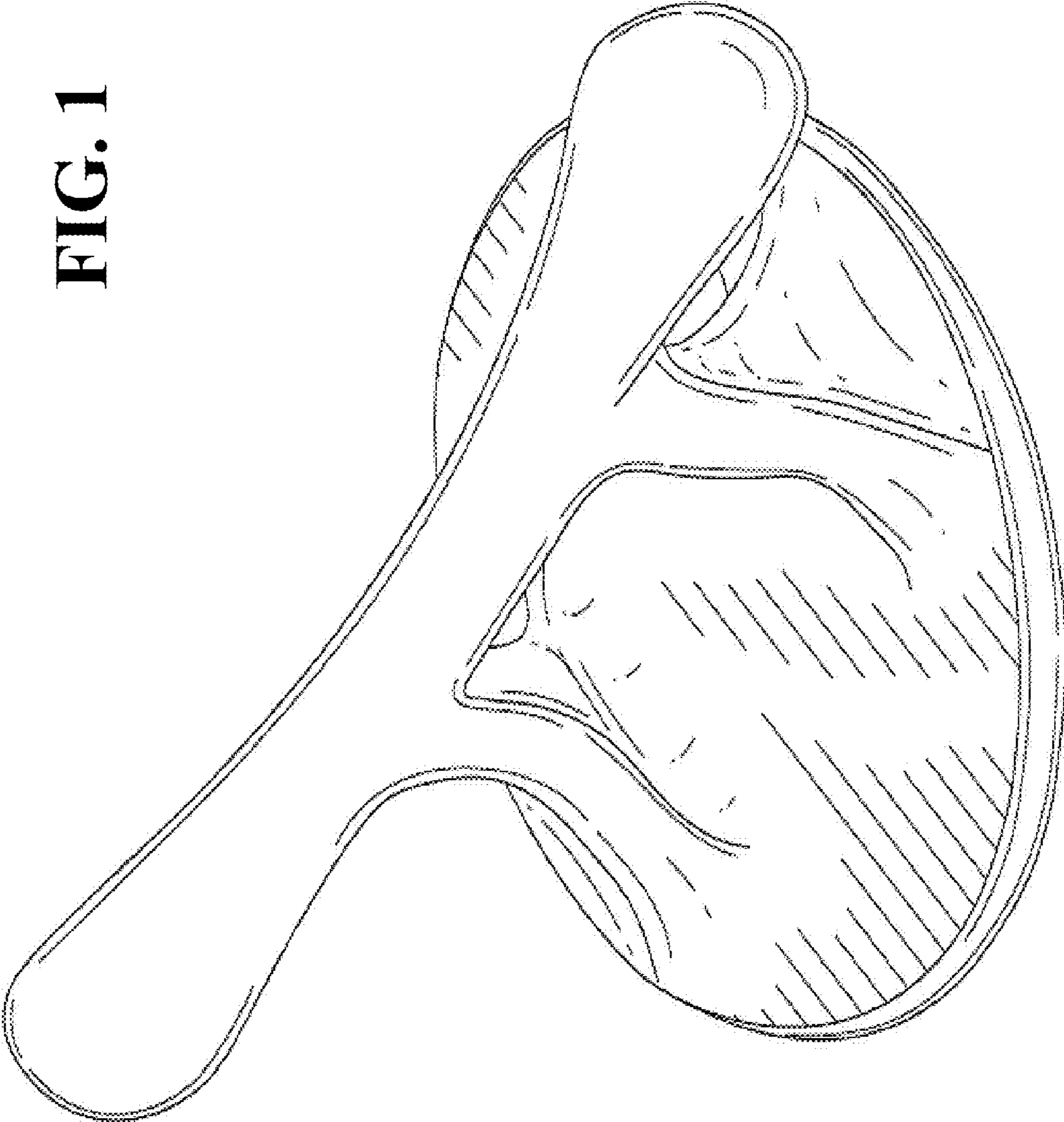
See application file for complete search history.

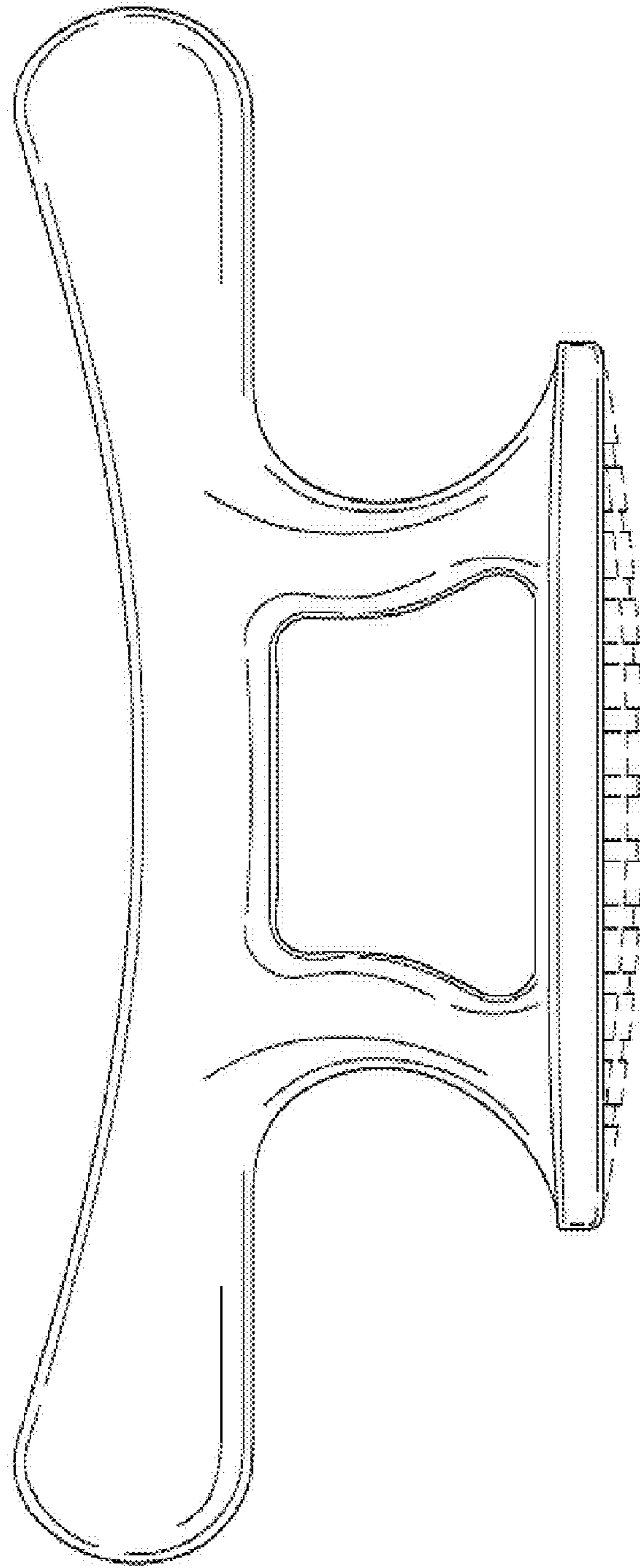
The broken lines in FIGS. 2-5 and 7 represent environmental structure and form no part of the claimed design.

**1 Claim, 7 Drawing Sheets**

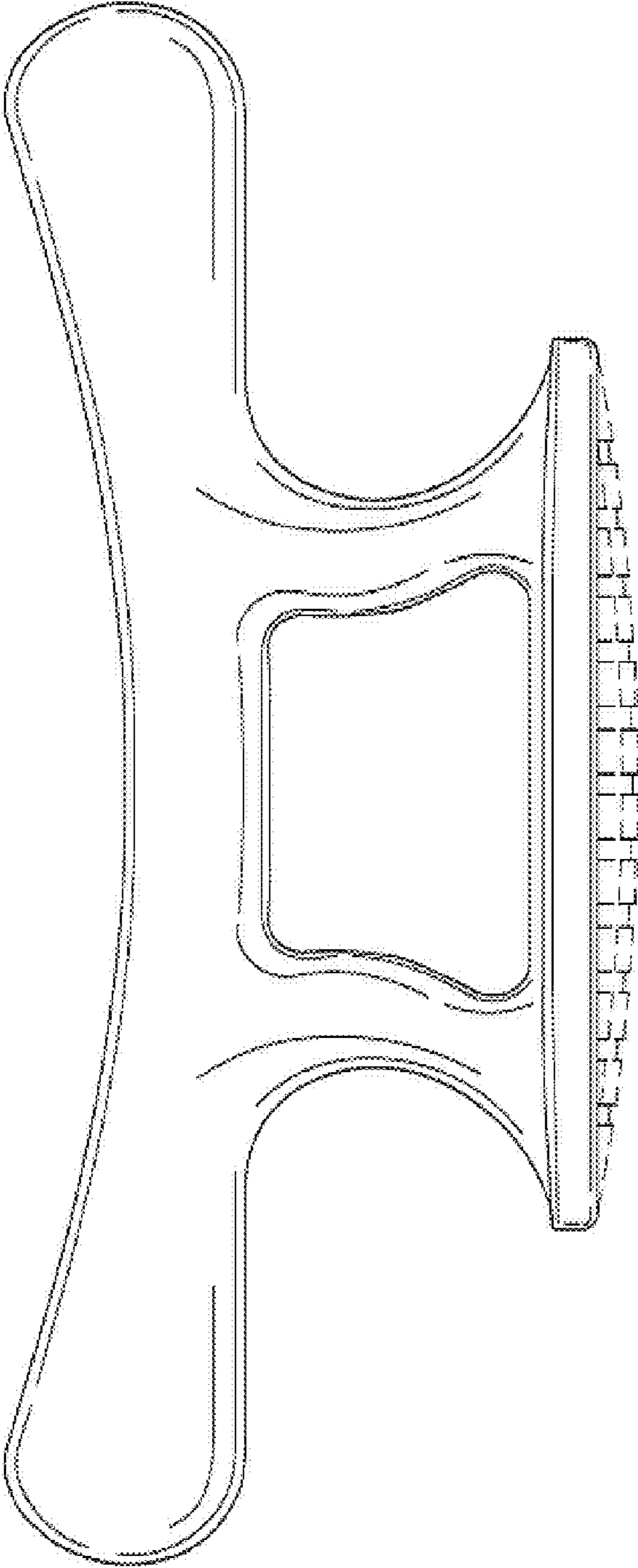


**FIG. 1**

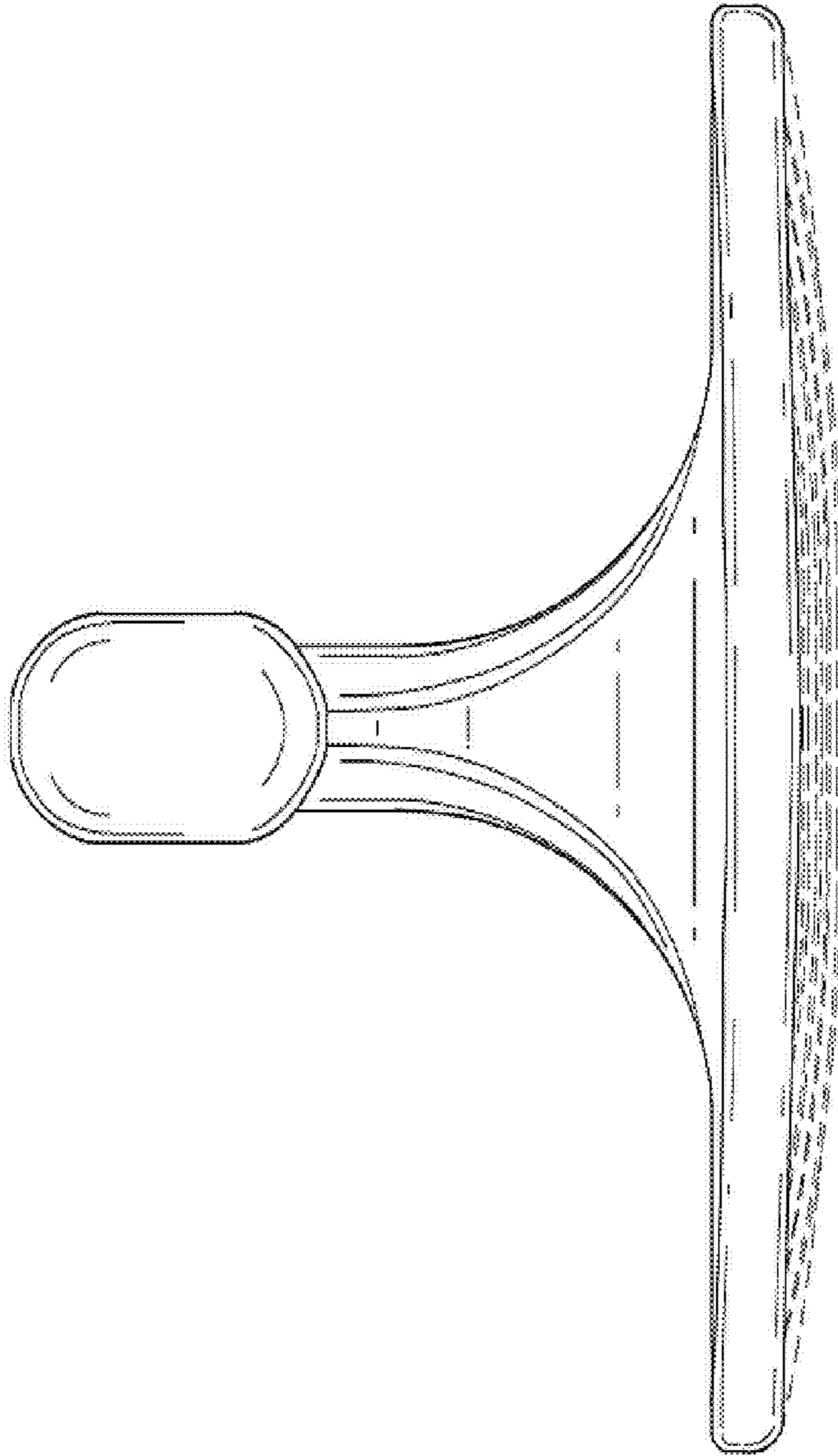




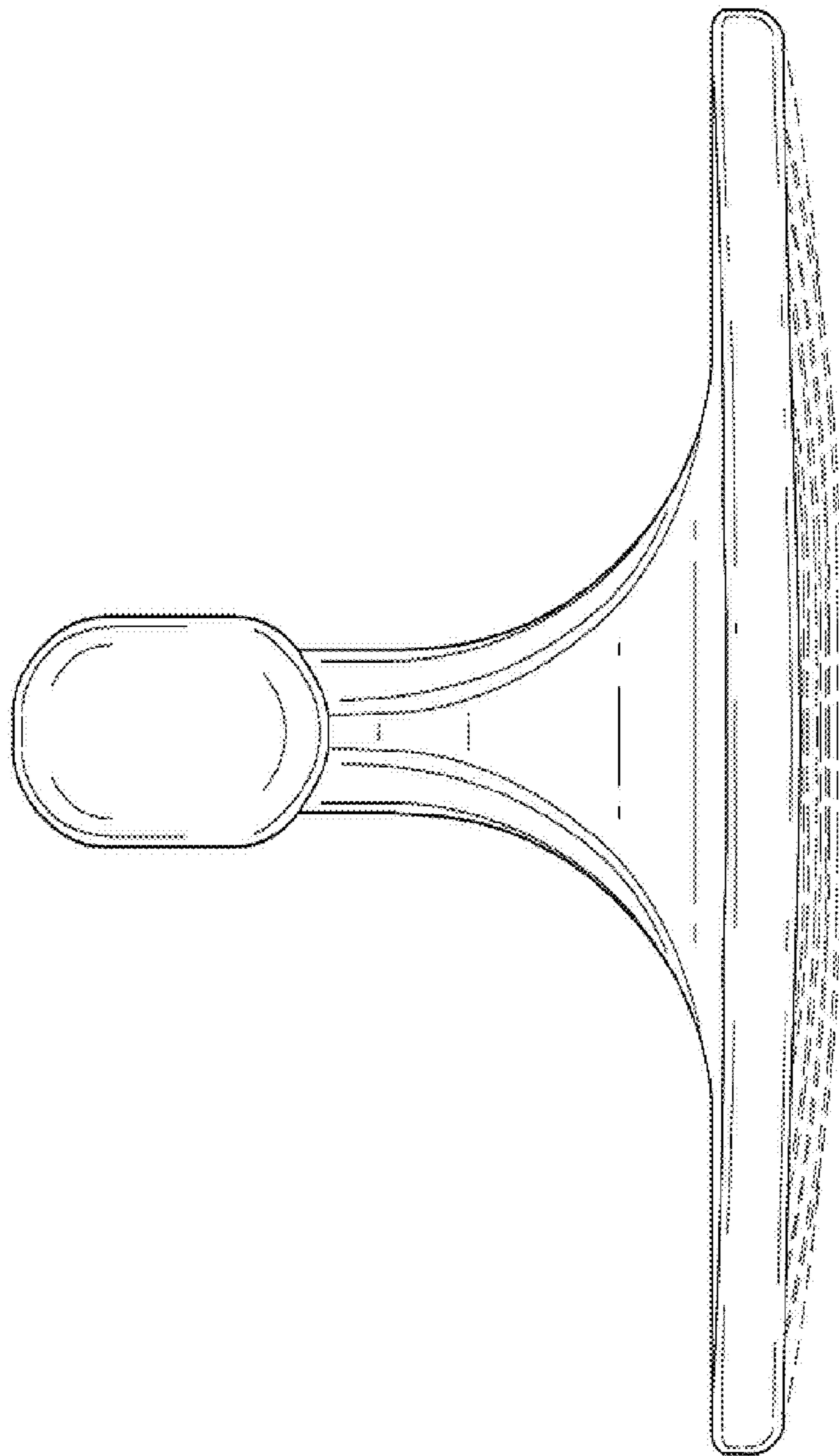
**FIG. 2**



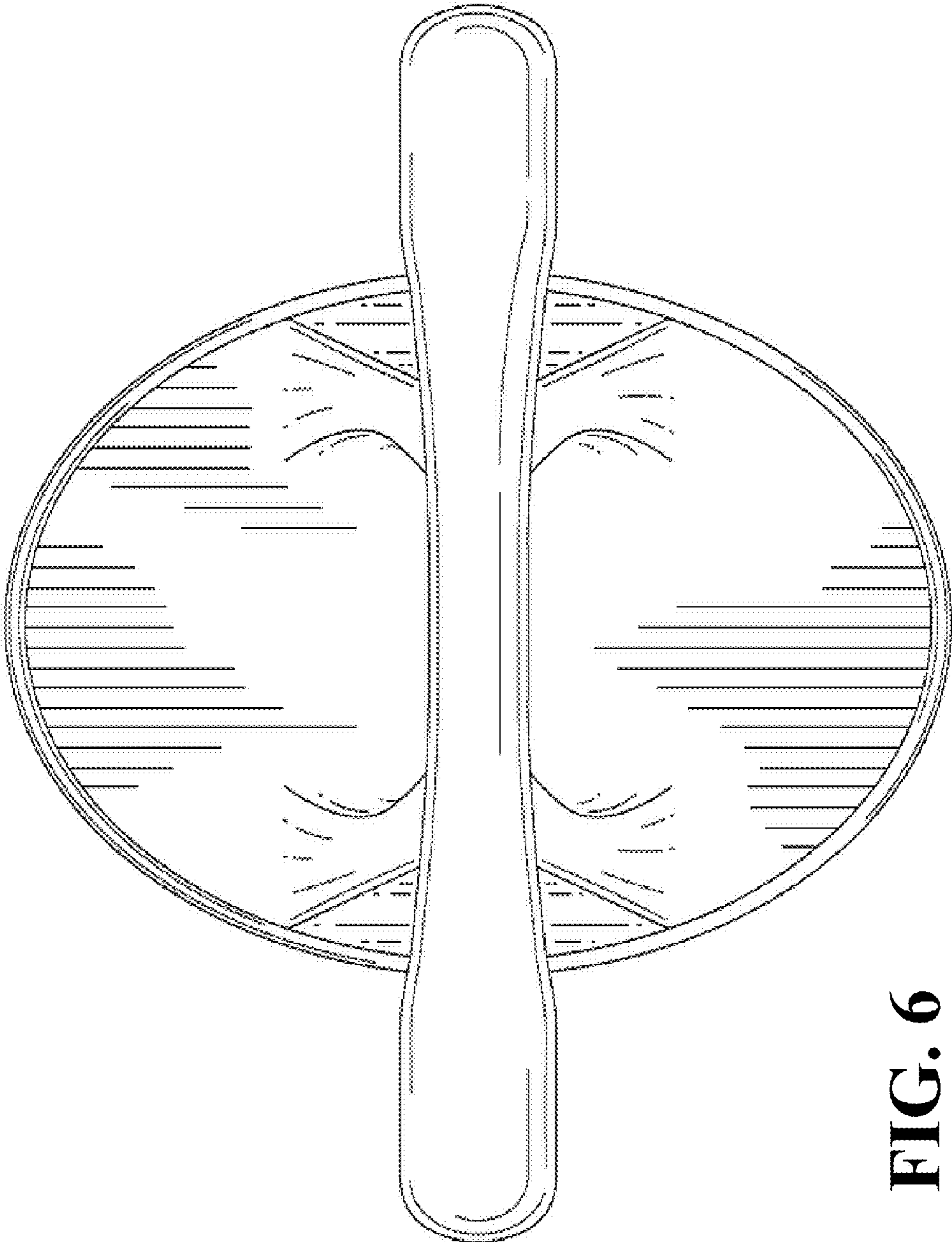
**FIG. 3**



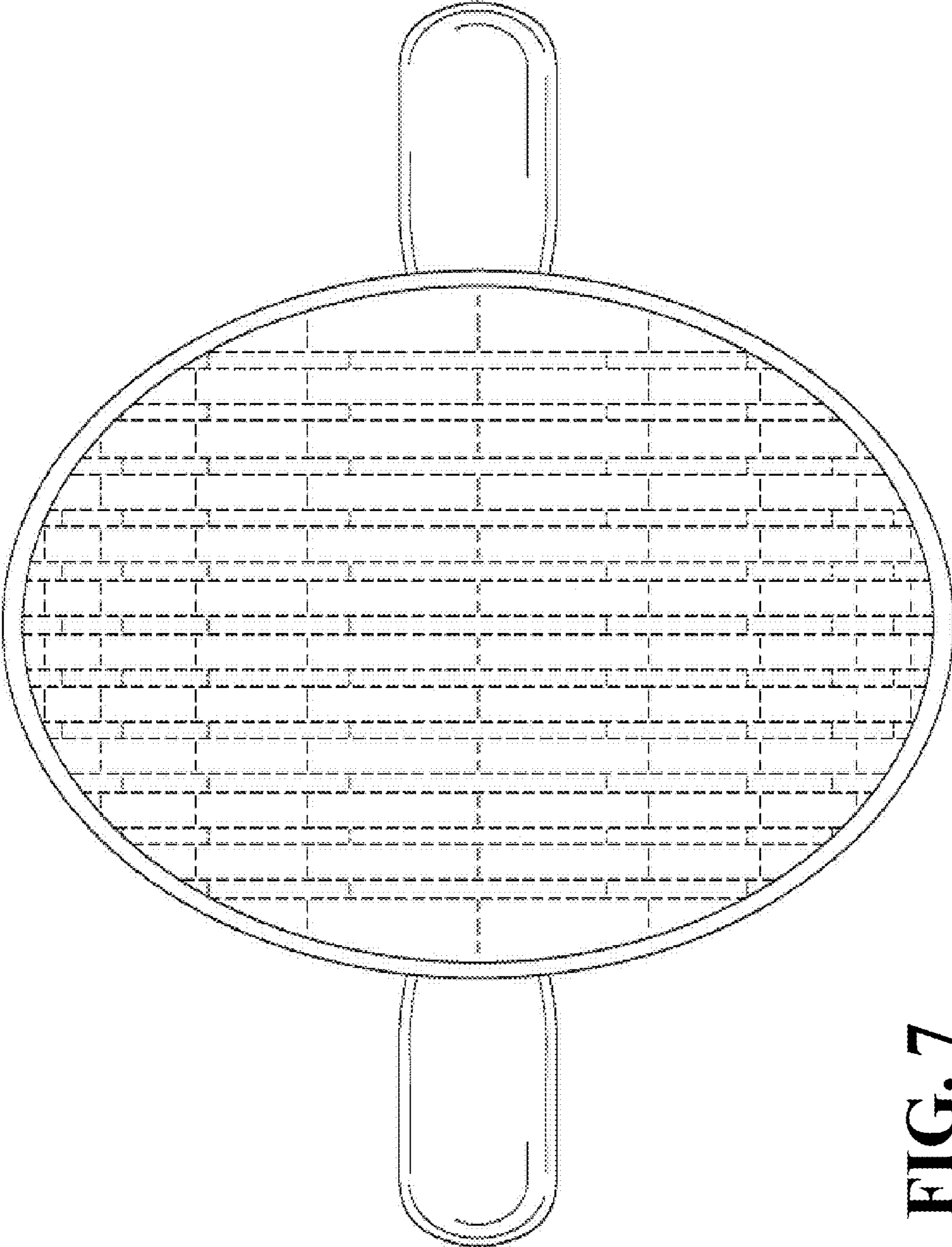
**FIG. 4**



**FIG. 5**



**FIG. 6**



**FIG. 7**