



US00D758594S

(12) **United States Design Patent**
Winters

(10) **Patent No.:** **US D758,594 S**
(45) **Date of Patent:** **** Jun. 7, 2016**

(54) **ENVELOPE FOR DIGITAL SENSORS**

8,500,328 B2 * 8/2013 Frampton A61B 6/4423
378/168

(71) Applicant: **FLOW DENTAL PRODUCTS, LLC,**
Deer Park, NY (US)

D728,110 S * 4/2015 Corbett, III D24/105
2006/0149149 A1 * 7/2006 Schmid A61B 5/14552
600/473

(72) Inventor: **William Winters,** New Rochelle, NY
(US)

* cited by examiner

(73) Assignee: **Flow Dental Products, LLC,** Deer Park,
NY (US)

Primary Examiner — Anhdao Doan

(74) *Attorney, Agent, or Firm* — Gottlieb, Rackman &
Reisman P.C.

(**) Term: **14 Years**

(21) Appl. No.: **29/487,090**

(57) **CLAIM**

The ornamental design for an envelope for digital sensors, as
shown and described.

(22) Filed: **Apr. 4, 2014**

(51) **LOC (10) Cl.** **24-01**

(52) **U.S. Cl.**

USPC **D24/187**

(58) **Field of Classification Search**

USPC D24/158–161, 152, 176, 177, 186, 187,
D24/128; 378/38, 39, 167, 168, 170, 177,
378/180, 191, 205, 208; 206/305, 569

CPC A61B 6/145; A61B 6/425

See application file for complete search history.

DESCRIPTION

This application is related to U.S. utility application Ser. No.
14/245,524, entitled Protective Envelope for Digital Dental
Sensor, filed Apr. 4, 2014 and incorporated herein by refer-
ence.

FIG. 1 is a top plan view of the envelope for digital sensors
showing my new design;

FIG. 2 is a bottom plan view thereof;

FIG. 3 is a right side view thereof;

FIG. 4 is a left side view thereof;

FIG. 5 is a perspective view thereof;

FIG. 6 is a top plan view of a second embodiment of my new
design;

FIG. 7 is a bottom plan view thereof;

FIG. 8 is a right side view thereof;

FIG. 9 is a left side view thereof; and,

FIG. 10 is a perspective view thereof.

(56) **References Cited**

U.S. PATENT DOCUMENTS

2,685,881 A * 8/1954 Kelly A61B 5/0408
600/382


4,684,018 A * 8/1987 Jarund B65D 75/28
206/306

5,795,632 A * 8/1998 Buchalter A61B 8/12
206/305

D417,002 S * 11/1999 Scott D24/165

D686,516 S * 7/2013 Wang D10/81

1 Claim, 2 Drawing Sheets






FIG. 1




FIG. 2



FIG. 3

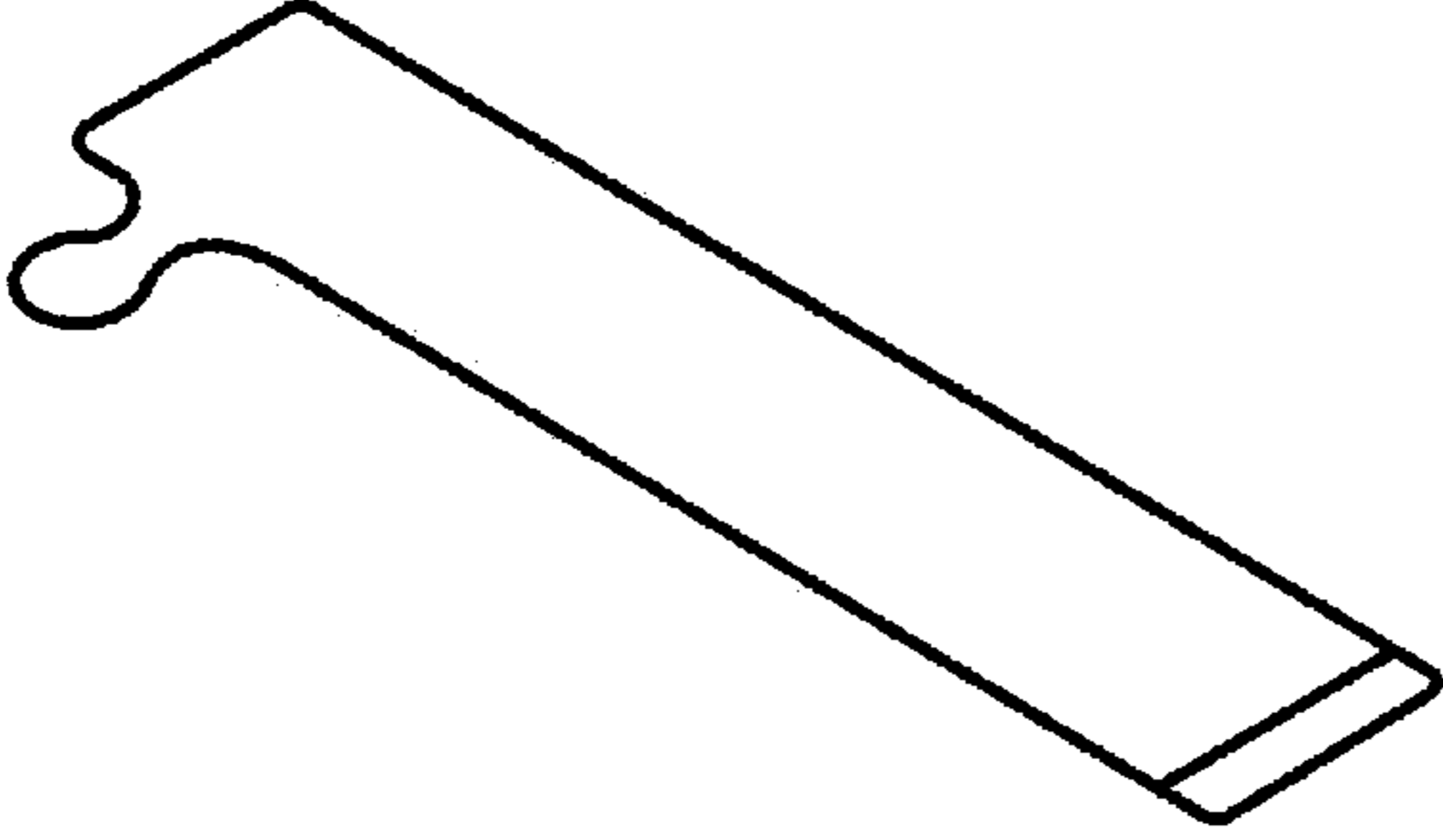


FIG. 5



FIG. 4




FIG. 7




FIG. 6



FIG. 8



FIG. 9

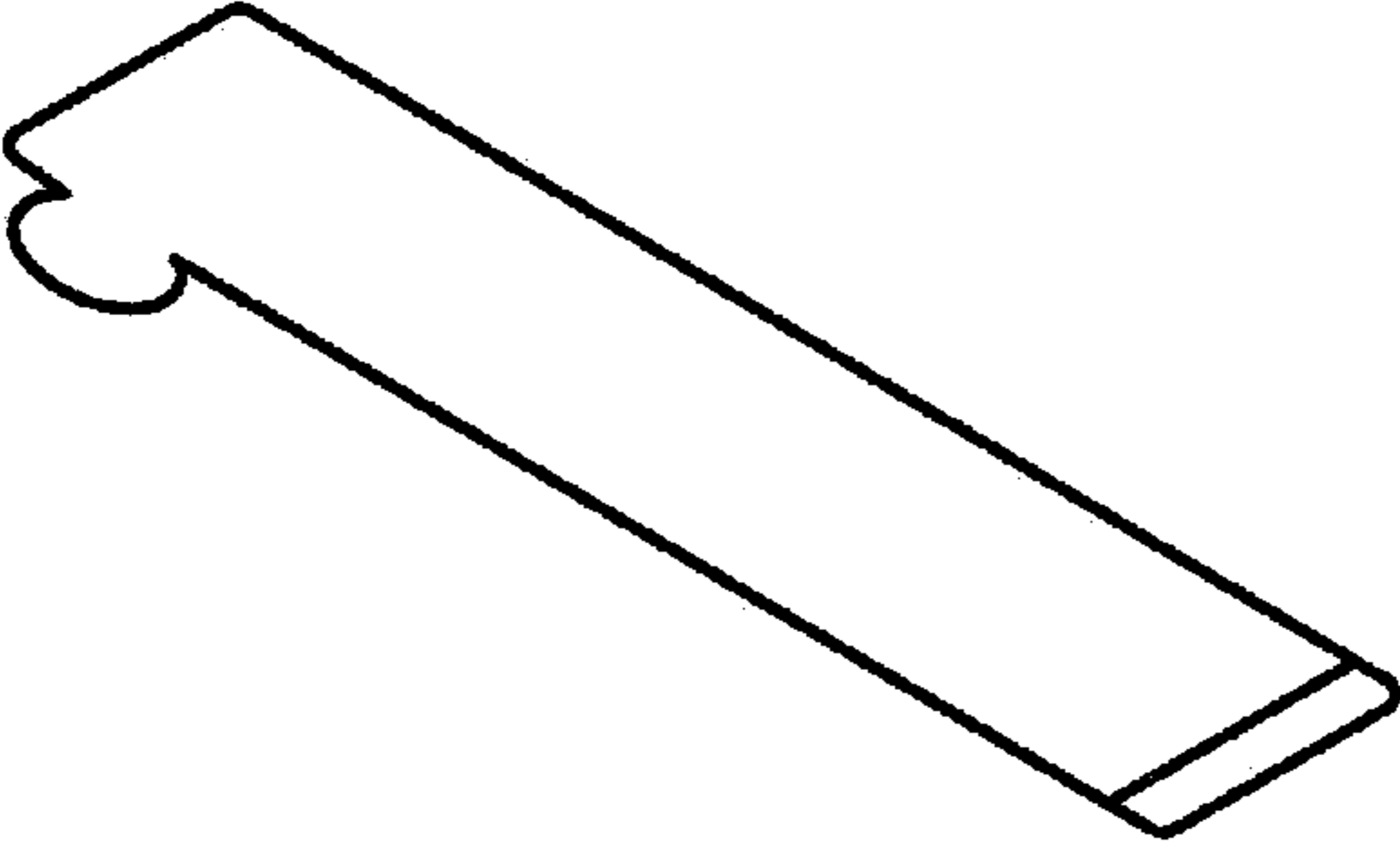


FIG. 10