



US00D758563S

(12) **United States Design Patent**
Zwolinsky et al.

(10) **Patent No.:** **US D758,563 S**
(45) **Date of Patent:** **** Jun. 7, 2016**

(54) **BREATHING MASK**

(75) Inventors: **Albert F. Zwolinsky**, Skelmersdale (GB); **Kevin Dolan**, Skelmersdale (GB); **Sally Leyland**, Skelmersdale (GB); **Robert Carr**, Skelmersdale (GB)

(73) Assignee: **Scott Health & Safety Ltd.**, Lancashire (GB)

(**) Term: **14 Years**

(21) Appl. No.: **29/360,859**

(22) Filed: **Apr. 30, 2010**

(30) **Foreign Application Priority Data**

Nov. 2, 2009 (EP) 001176051-0003

(51) **LOC (10) Cl.** **29-02**

(52) **U.S. Cl.**
USPC **D24/110.2**

(58) **Field of Classification Search**
USPC D24/110, 110.2, 110.3; D29/102-110, D29/122; 2/7, 9, 15, 410, 424, 434, 455; 128/206.21, 201.24, 201.28, 201.22, 128/201.29, 205.27, 205.29; D28/9; D2/865, 867
CPC A62B 18/003; A62B 18/02
See application file for complete search history.

(56) **References Cited**

U.S. PATENT DOCUMENTS

4,852,562 A * 8/1989 Howie 128/201.25
D306,363 S * 2/1990 Stackhouse et al. D29/110

5,104,430 A * 4/1992 Her-Mou 55/385.1
D380,591 S * 7/1997 Kessel et al. D2/866
5,878,742 A * 3/1999 Figueredo et al. 128/201.24
D426,298 S * 6/2000 Grannis et al. D24/110.2
6,250,299 B1 * 6/2001 Danisch et al. 128/201.25
6,279,572 B1 * 8/2001 Danisch et al. 128/201.25
6,536,045 B1 * 3/2003 Wilson et al. 2/15
D499,214 S * 11/2004 Cheng D29/110
D533,313 S * 12/2006 Mases et al. D29/110
D539,485 S * 3/2007 Huh D29/110
D545,426 S * 6/2007 Church D24/110.3
D590,547 S * 4/2009 Brace et al. D29/122
D624,705 S * 9/2010 Wright D29/108
2007/0220649 A1 * 9/2007 Huh 2/9
2007/0283961 A1 * 12/2007 Hsieh 128/205.29
2009/0083891 A1 * 4/2009 Cote 2/9

* cited by examiner

Primary Examiner — Richelle G Shelton

(74) *Attorney, Agent, or Firm* — Wyatt B. Pratt

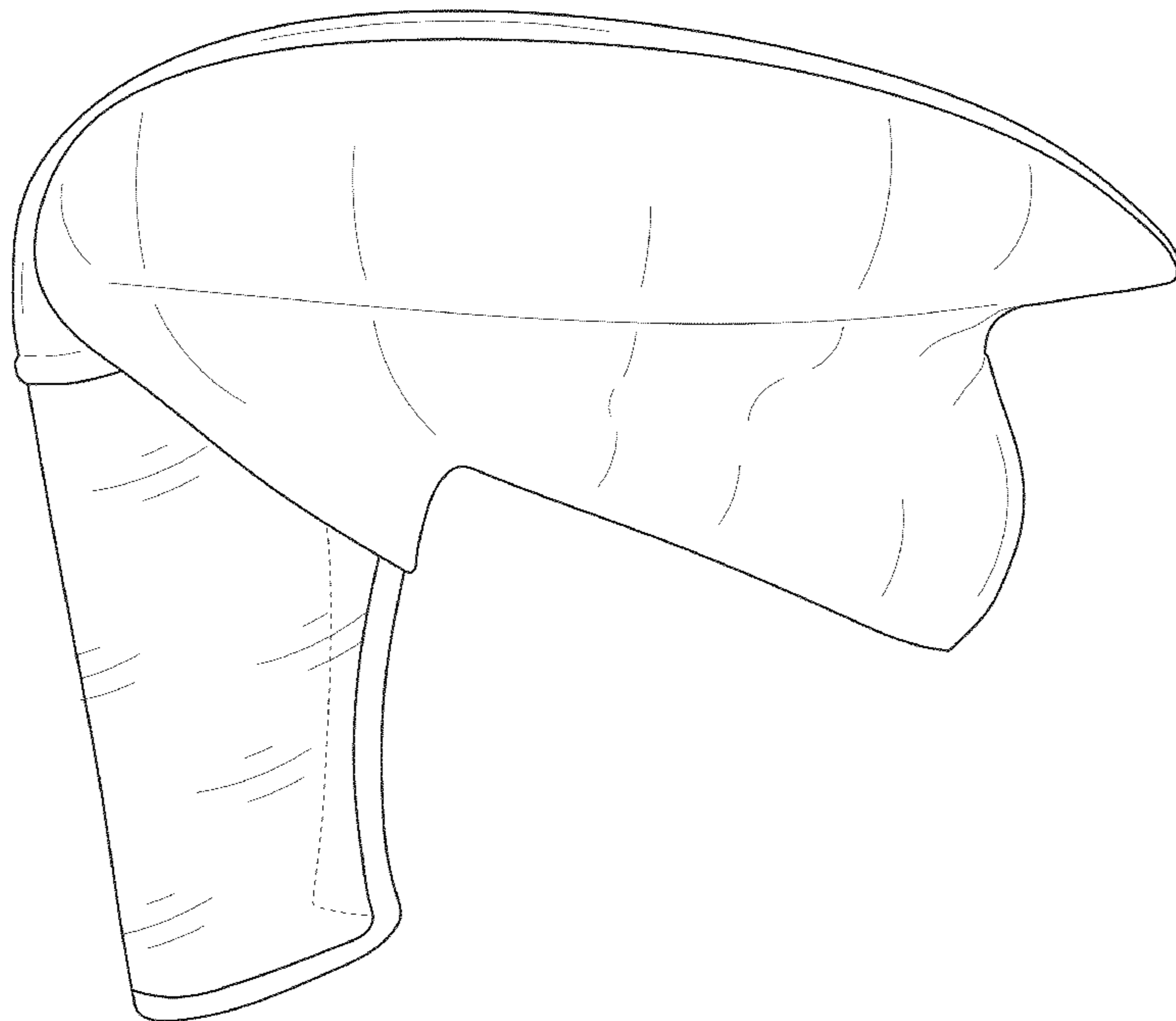
(57) **CLAIM**

The ornamental design for a breathing mask, as shown and described.

DESCRIPTION

FIG. 1 is a top view of the breathing mask.
FIG. 2 is a front view of the breathing mask.
FIG. 3 is a first perspective view of the breathing mask.
FIG. 4 is a side view of the breathing mask.
FIG. 5 is a second perspective view of the breathing mask; and,
FIG. 6 is a rear view of the breathing mask.
The broken line showing of a strap forms no part of the claimed design.

1 Claim, 6 Drawing Sheets



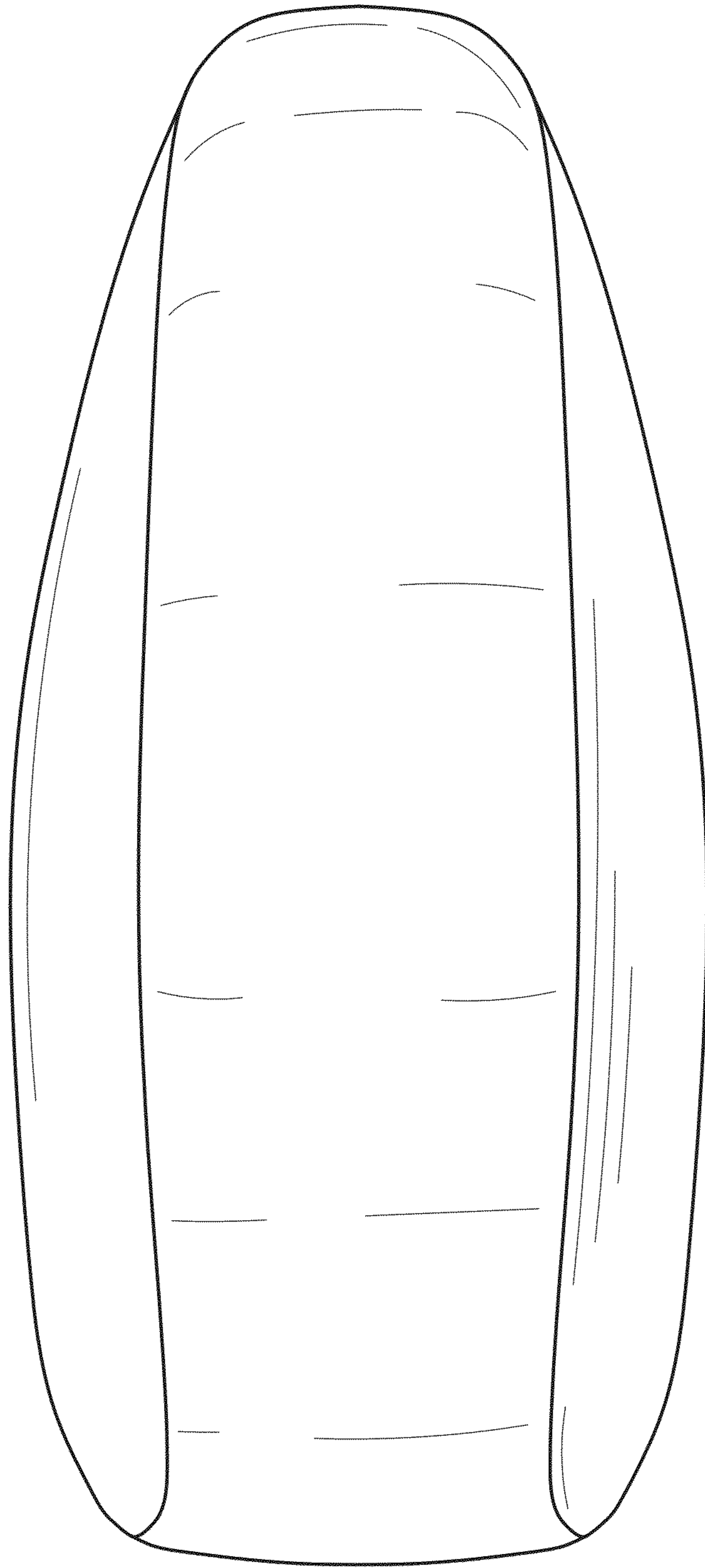


FIG. 1

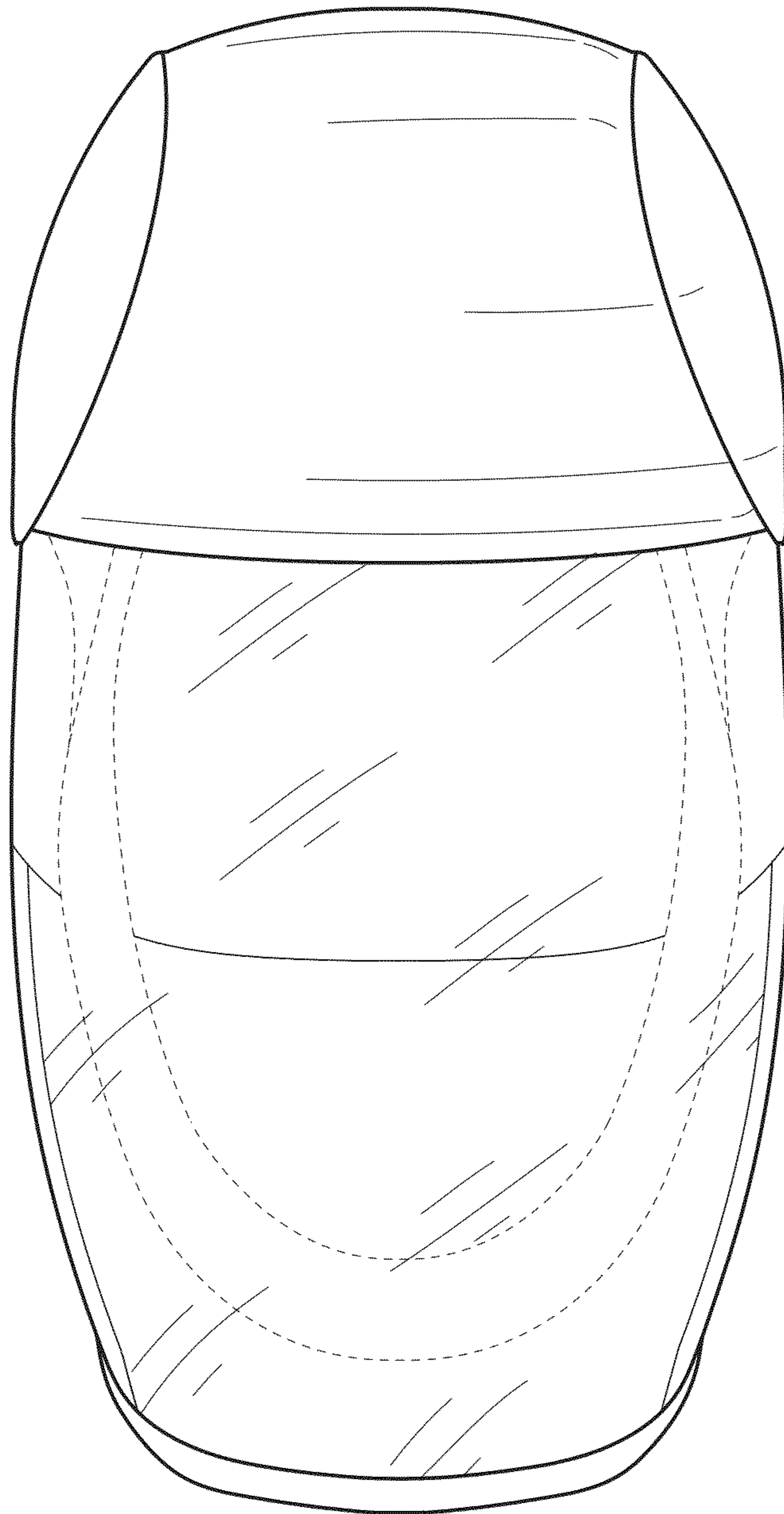


FIG. 2

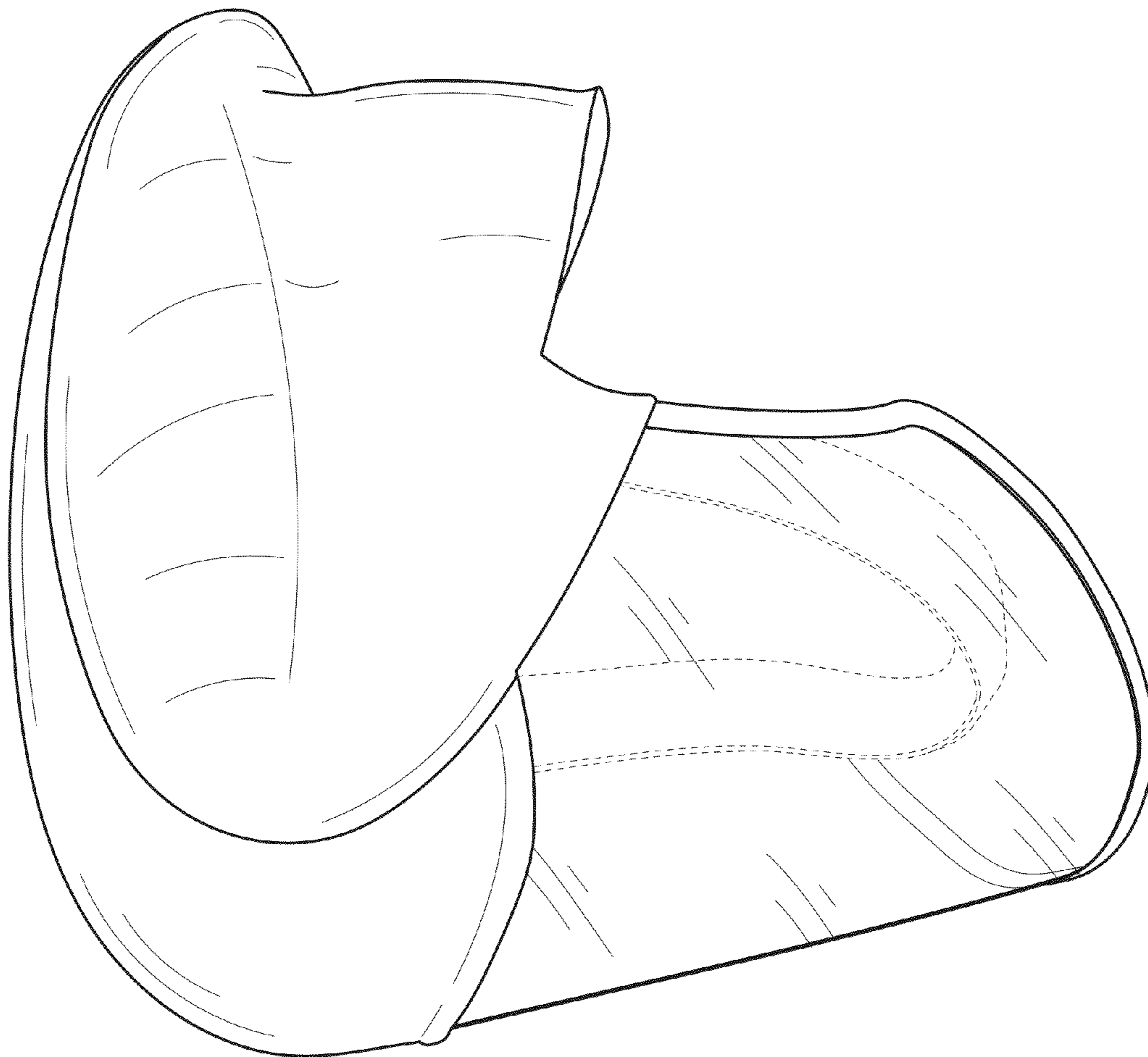


FIG. 3

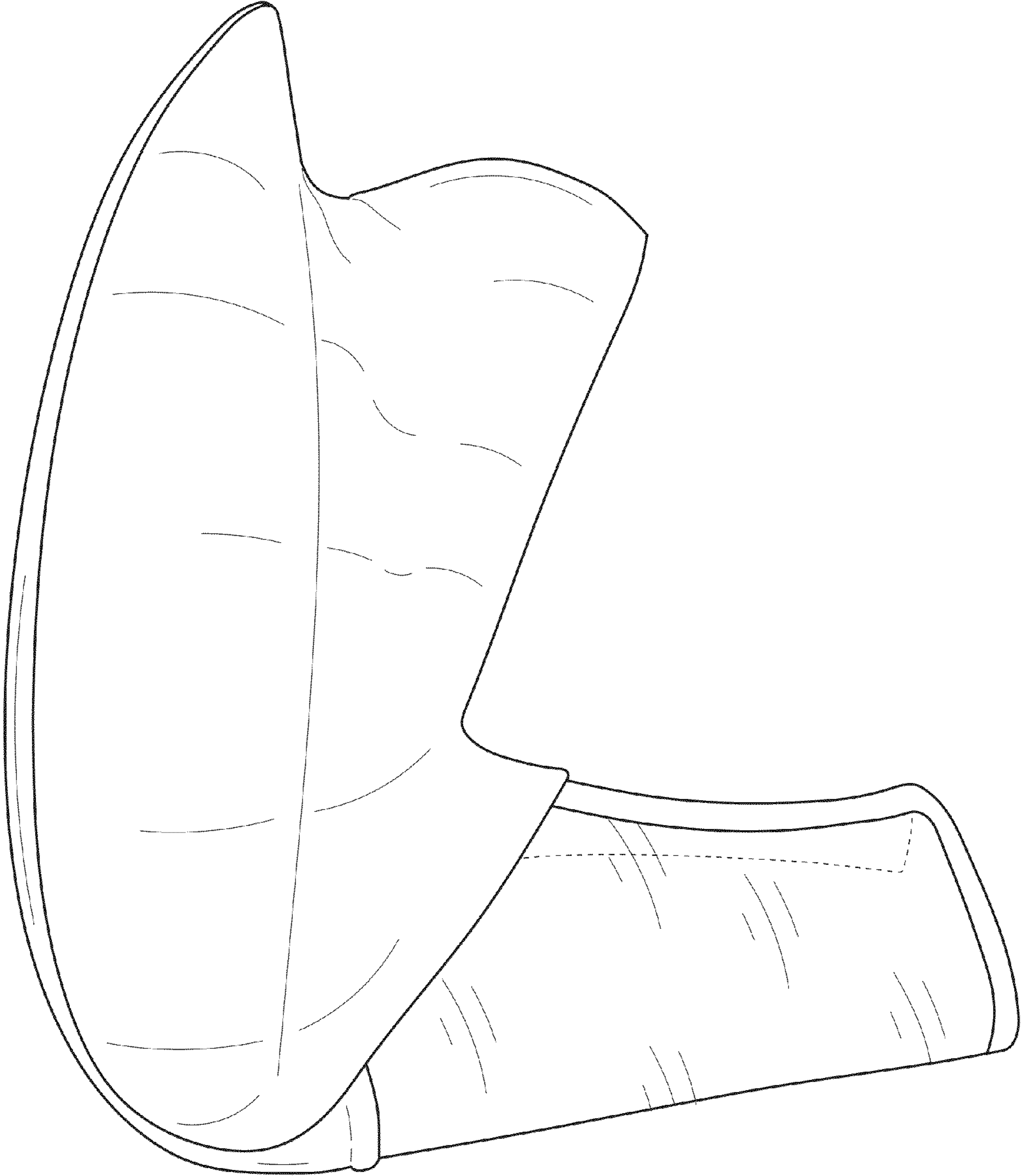


FIG. 4

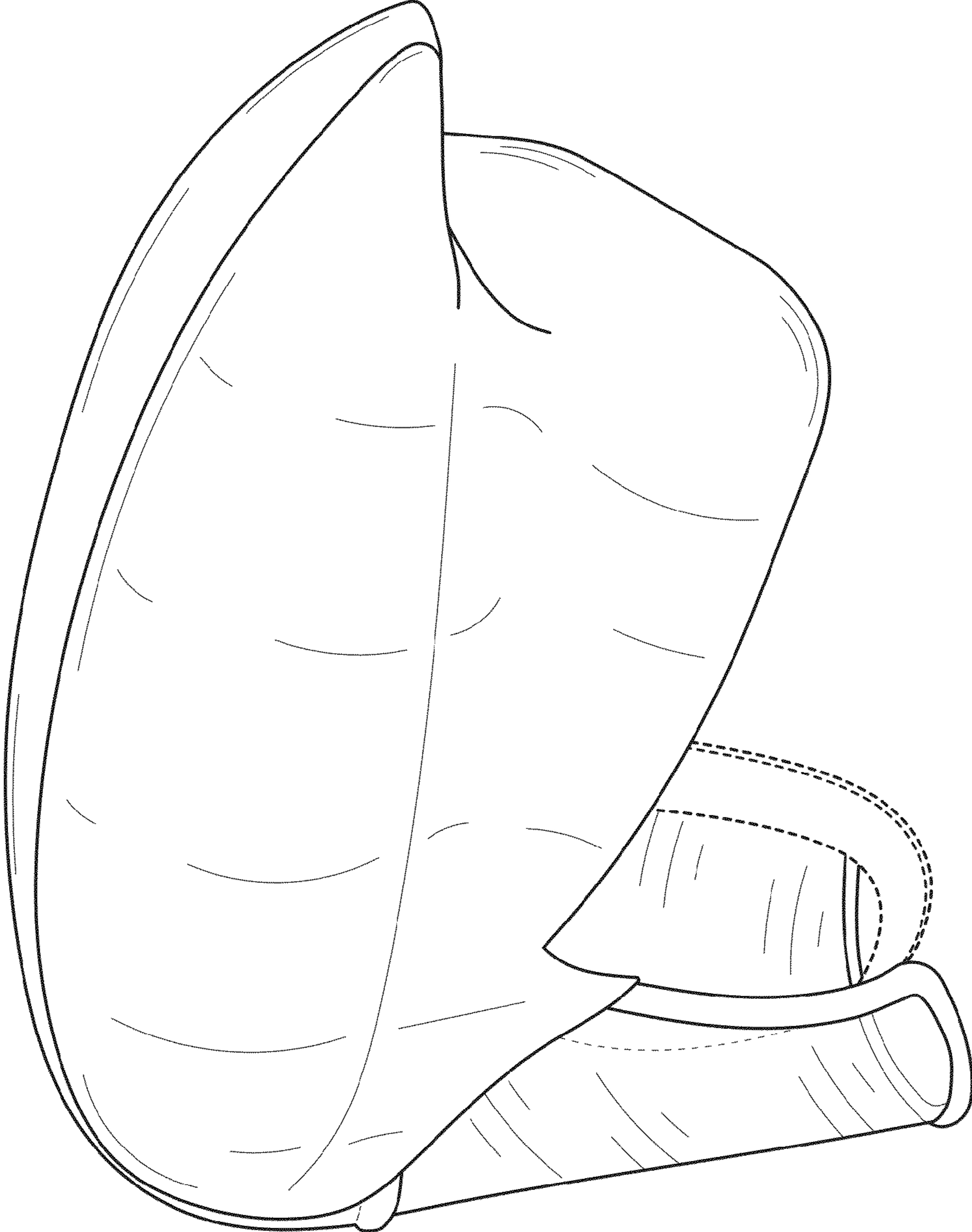


FIG. 5

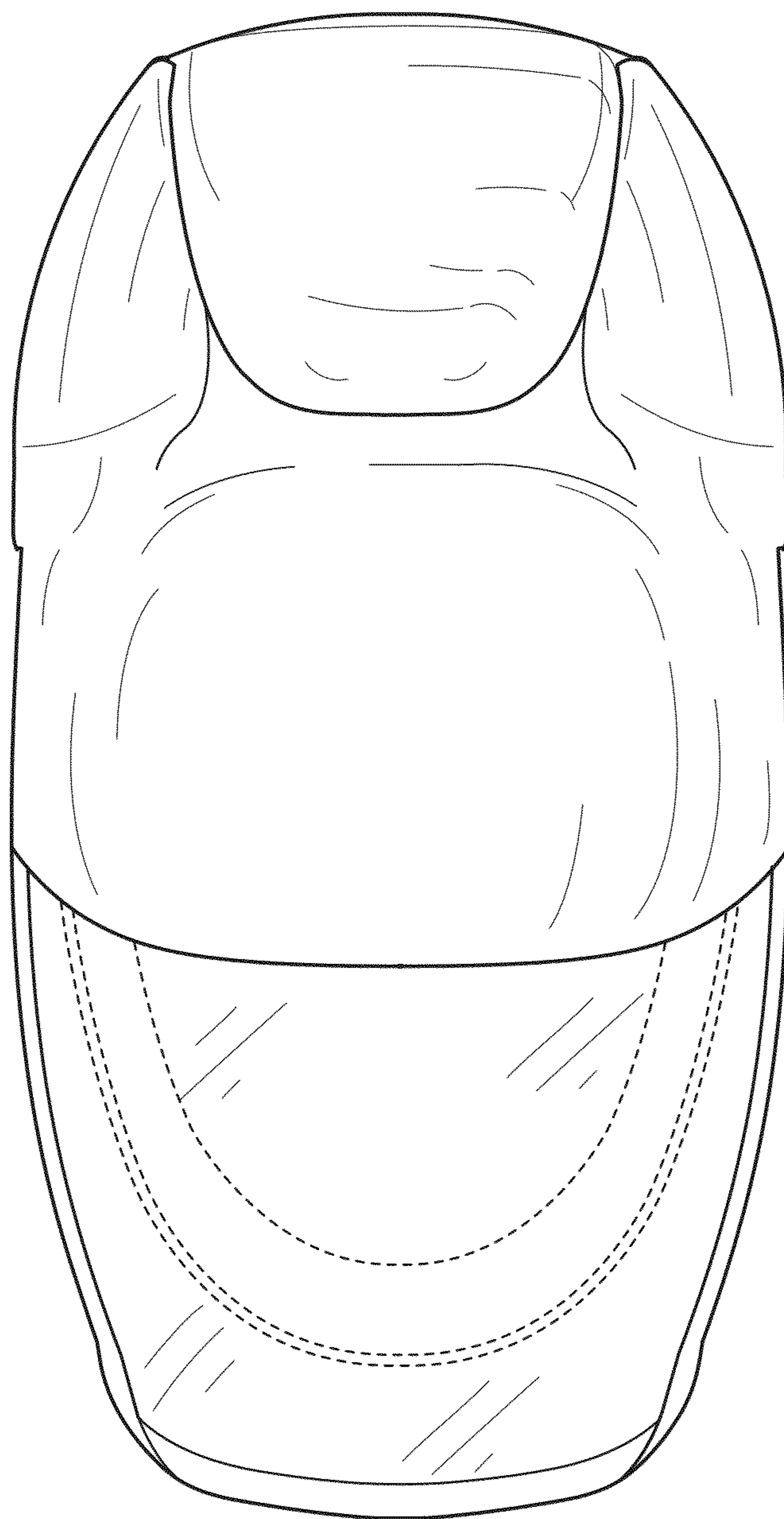


FIG. 6