



US00D758562S

(12) **United States Design Patent**
Gajewski

(10) **Patent No.:** **US D758,562 S**
(45) **Date of Patent:** **** Jun. 7, 2016**

(54) **CEILING FAN BLADE**

(71) Applicant: **Minka Lighting, Inc.**, Corona, CA (US)

(72) Inventor: **Mark Gajewski**, Avila Beach, CA (US)

(73) Assignee: **MINKA LIGHTING, INC.**, Corona,
CA (US)

(**) Term: **14 Years**

(21) Appl. No.: **29/503,773**

(22) Filed: **Sep. 29, 2014**

Related U.S. Application Data

(63) Continuation-in-part of application No. 29/463,625,
filed on Jan. 16, 2014.

(51) **LOC (10) Cl.** **23-04**

(52) **U.S. Cl.**
USPC **D23/411**

(58) **Field of Classification Search**
USPC D23/370–385, 411–414, 59;
392/360–364; 416/5, 170 R, 93 R,
416/210 R, 223 R, 207
CPC F04D 29/34; F04D 29/38; F04D 25/088
See application file for complete search history.

(56) **References Cited**

U.S. PATENT DOCUMENTS

D314,618 S *	2/1991	Yen	D23/377
D345,790 S *	4/1994	Caldwell	D23/377
D346,438 S *	4/1994	Caldwell	D23/377
2008/0069698 A1 *	3/2008	Laisathit	F04D 25/088 416/210 R

* cited by examiner

Primary Examiner — Sandra Snapp

(74) *Attorney, Agent, or Firm* — Baker & McKenzie LLP

(57) **CLAIM**

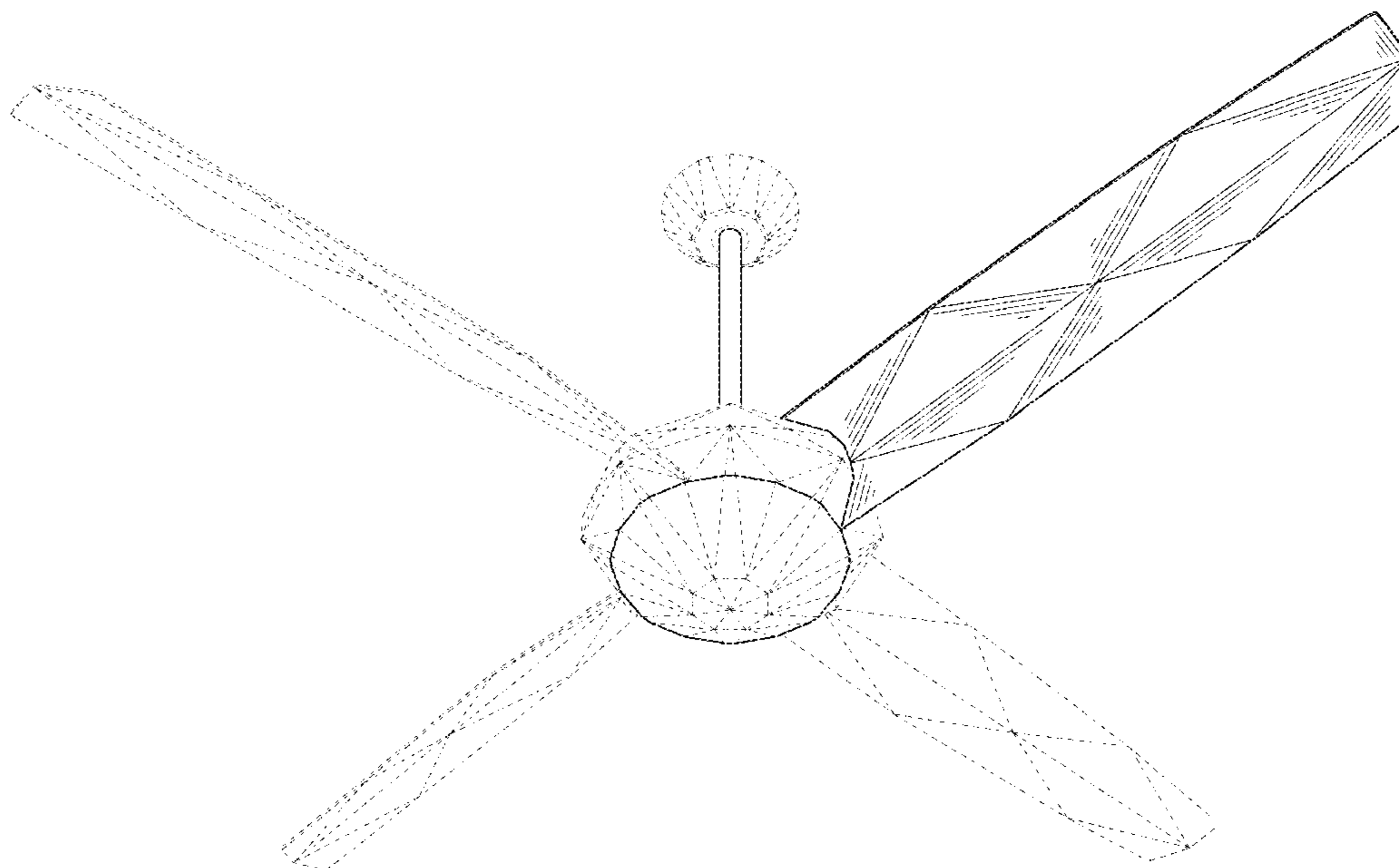
The ornamental design for a ceiling fan blade, as shown and described.

DESCRIPTION

FIG. 1 is a perspective view of a ceiling fan blade in accordance with my design;
FIG. 2 is a top plan view of the ceiling fan blade in accordance with my design;
FIG. 3 is a bottom plan view of the ceiling fan blade in accordance with my design;
FIG. 4 is a left-side elevation view of the ceiling fan blade in accordance with my design;
FIG. 5 is a right-side elevation view of the ceiling fan blade in accordance with my design; and,
FIG. 6 is a front elevation view of the ceiling fan blade in accordance with my design, the rear view being identical thereto.

The broken-line disclosure of elements is understood to represent portions of the article in which the design is embodied, but which form no part of the claimed design.

1 Claim, 2 Drawing Sheets



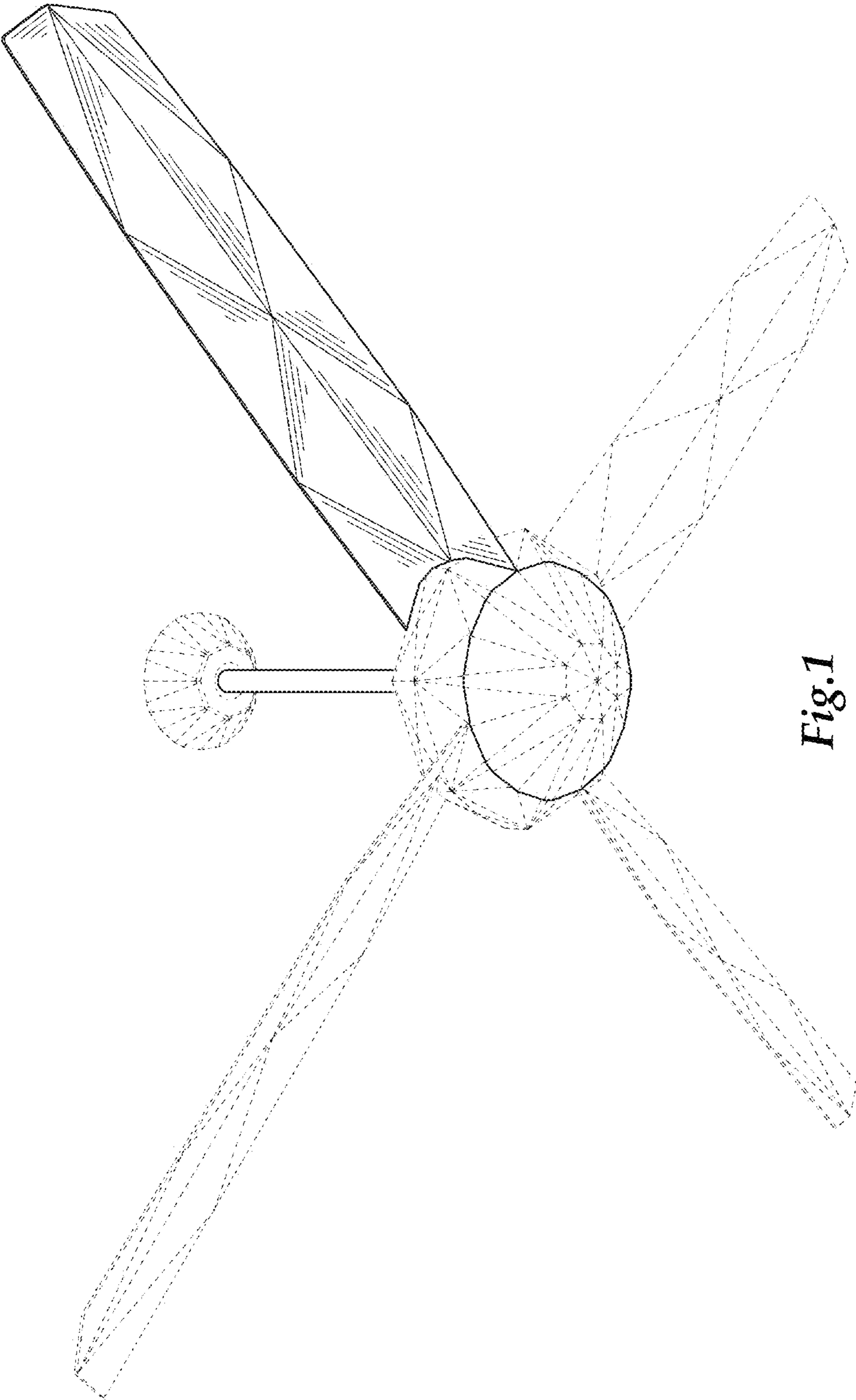


Fig. 1

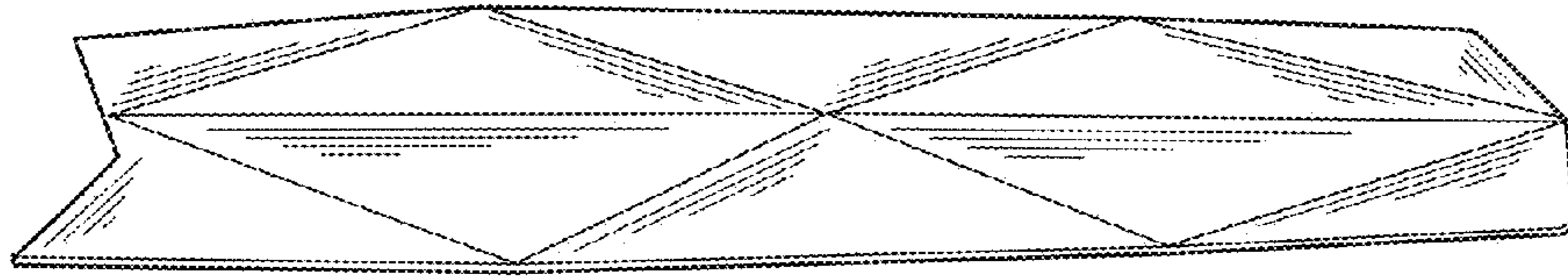


Fig. 2

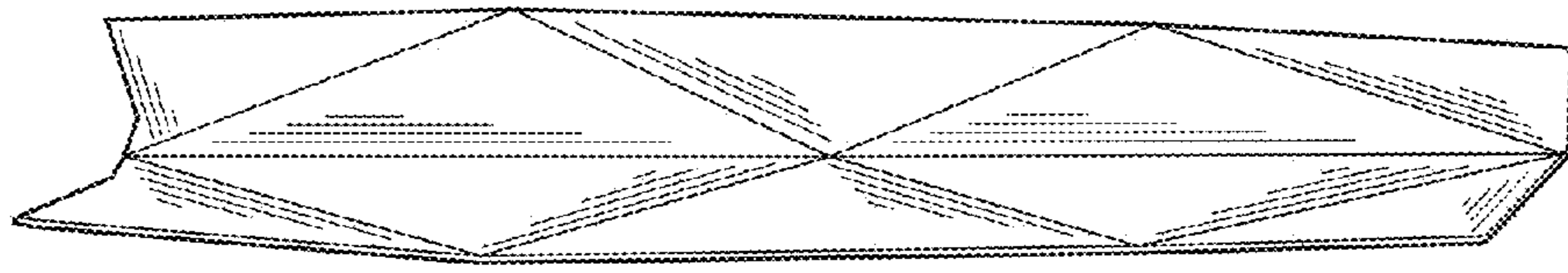


Fig. 3

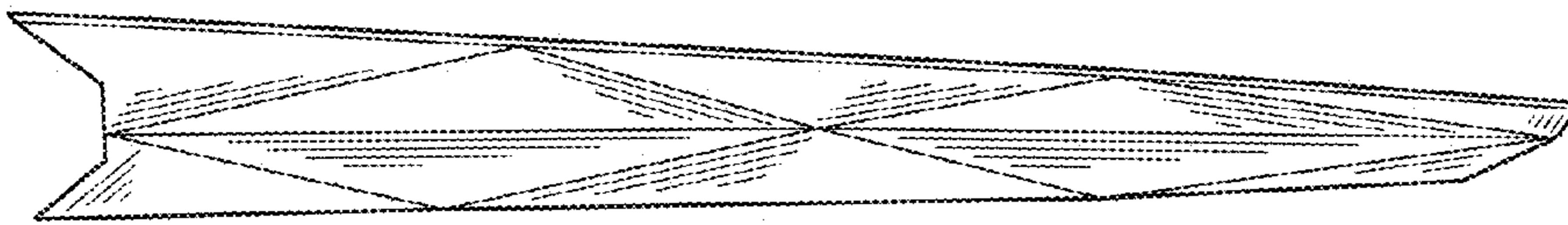


Fig. 4

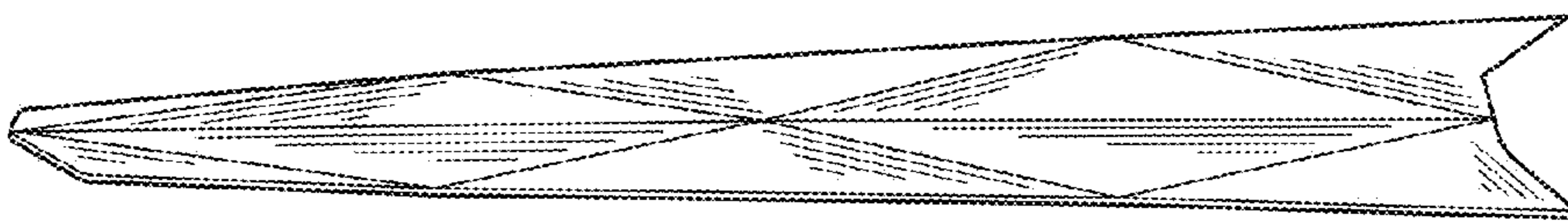


Fig. 5




Fig. 6