



US00D758553S

(12) **United States Design Patent**
Rexach

(10) **Patent No.:** **US D758,553 S**
(45) **Date of Patent:** **** Jun. 7, 2016**

- (54) **FAUCET**
- (71) Applicant: **Kohler Co.**, Kohler, WI (US)
- (72) Inventor: **Rafael A. Rexach**, Sheboygan, WI (US)
- (73) Assignee: **KOHLER CO.**, Kohler, WI (US)
- (**) Term: **15 Years**
- (21) Appl. No.: **29/543,037**
- (22) Filed: **Oct. 20, 2015**

Related U.S. Application Data

- (62) Division of application No. 29/509,192, filed on Nov. 14, 2014.
- (51) **LOC (10) Cl.** **23-01**
- (52) **U.S. Cl.**
USPC **D23/255**
- (58) **Field of Classification Search**
USPC D23/238–243, 249, 253, 255, 257, 250,
D23/252
CPC E03C 1/04; E03C 1/0401; E03C 1/0402;
E03C 1/0404
See application file for complete search history.

References Cited

U.S. PATENT DOCUMENTS

1,838,290 A	12/1931	Steckel
D318,905 S	8/1991	Reid
D348,509 S	7/1994	Bollenbacher
D349,208 S	8/1994	Bollenbacher
D349,328 S	8/1994	Bollenbacher
D349,331 S	8/1994	Bollenbacher
D349,948 S	8/1994	Bollenbacher et al.
D350,184 S	8/1994	Kohler, Jr.
D350,390 S	9/1994	Bollenbacher
D352,095 S	11/1994	Bollenbacher
D354,548 S	1/1995	Bollenbacher et al.
D471,964 S	3/2003	Bates et al.

D478,153 S	8/2003	Friedrich
D482,757 S	11/2003	Blomstrom
D482,758 S	11/2003	Bates et al.
D483,093 S	12/2003	Bates et al.
D487,916 S	3/2004	Lord
D500,549 S	1/2005	Blomstrom
D508,108 S	8/2005	Blomstrom
D516,177 S	2/2006	Ouyoung
D516,681 S	3/2006	Gilbert
D530,795 S	10/2006	Sutopo
D531,273 S	10/2006	Tsai
D534,621 S	1/2007	Chu et al.
D534,987 S	1/2007	Eilmus
D562,947 S	2/2008	Zhang
D579,080 S	10/2008	Zhang
D582,011 S	12/2008	Yuan
D591,402 S	4/2009	Eckhaus
7,533,683 B2	5/2009	Ortega et al.
D636,850 S	4/2011	Shieh

(Continued)

Primary Examiner — Robert Delehanty

(74) *Attorney, Agent, or Firm* — Foley & Lardner LLP

(57) **CLAIM**

I claim the ornamental design for a faucet, as shown and described.

DESCRIPTION

FIG. 1 is a top, front, left perspective view of an embodiment of the claimed design;

FIG. 2 is a right elevation view thereof;

FIG. 3 is a left elevation view thereof;

FIG. 4 is a front elevation view thereof;

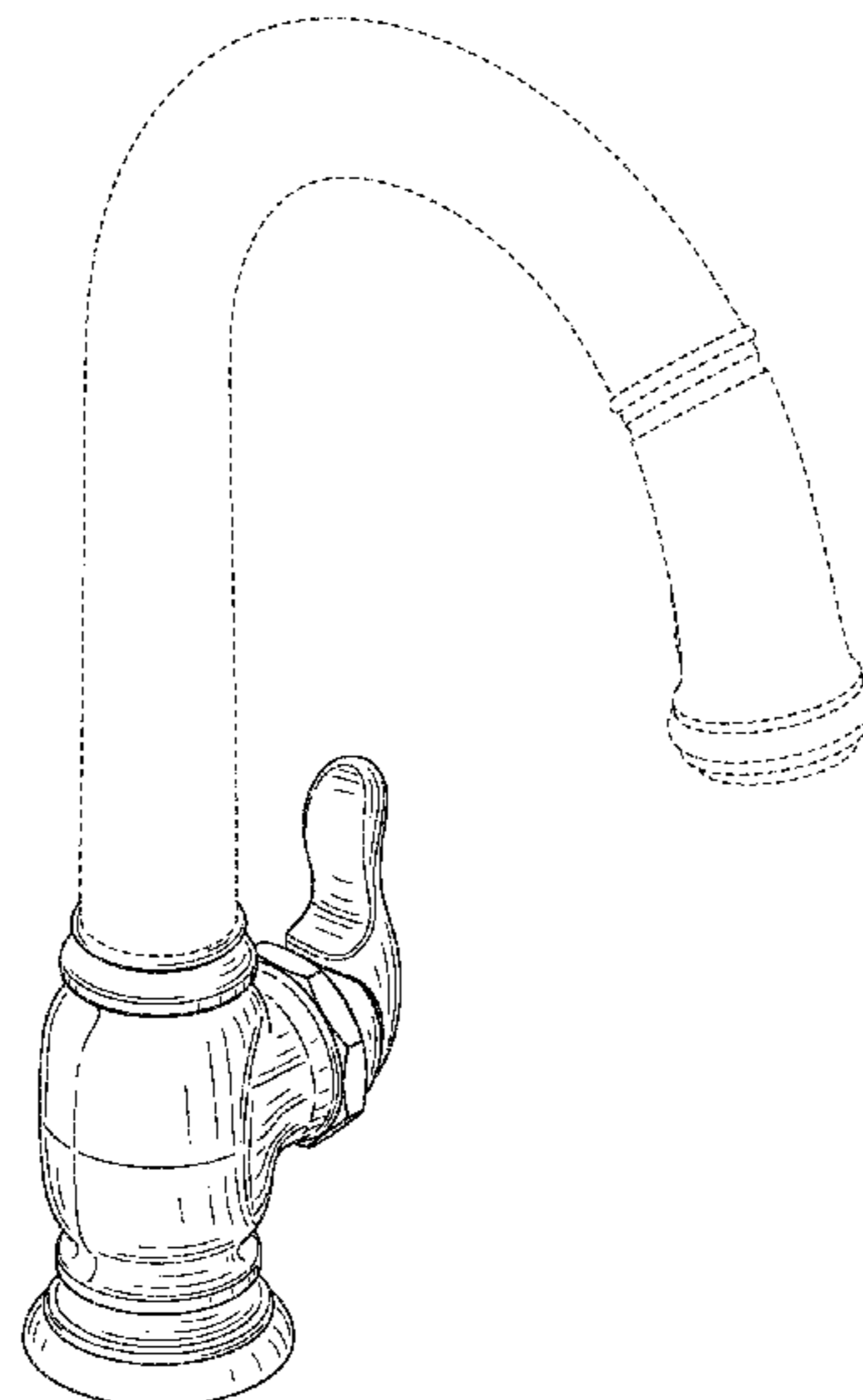
FIG. 5 is a rear elevation view thereof;

FIG. 6 is a top plan view thereof; and,

FIG. 7 is a bottom plan view thereof.

The ornamental design which is claimed is shown in solid lines in the drawings. The broken lines in the drawings form no part of the claimed design. Broken lines formed by equal length dashes show unclaimed subject matter.

1 Claim, 5 Drawing Sheets



(56)

References Cited

U.S. PATENT DOCUMENTS

D641,454 S 7/2011 McKeone
D645,944 S 9/2011 Gilbert
D651,454 S 1/2012 Chin

D713,508 S 9/2014 Downey et al.
D713,510 S 9/2014 Downey et al.
D717,928 S 11/2014 Rexach et al.
D718,420 S 11/2014 Rexach et al.
D718,425 S 11/2014 Rexach et al.
D718,426 S 11/2014 Rexach et al.
9,151,405 B2 10/2015 Marotz et al.

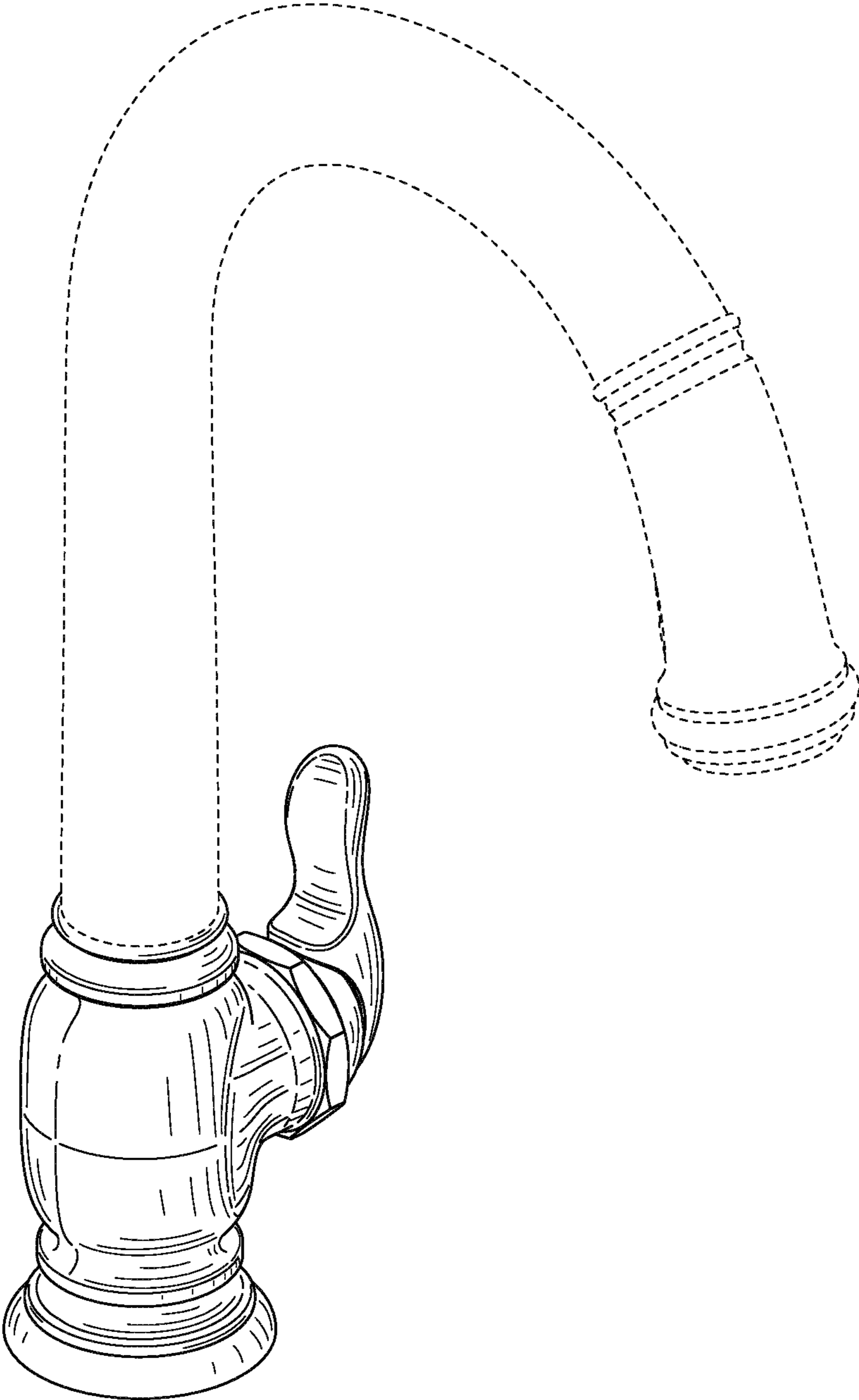


FIG. 1

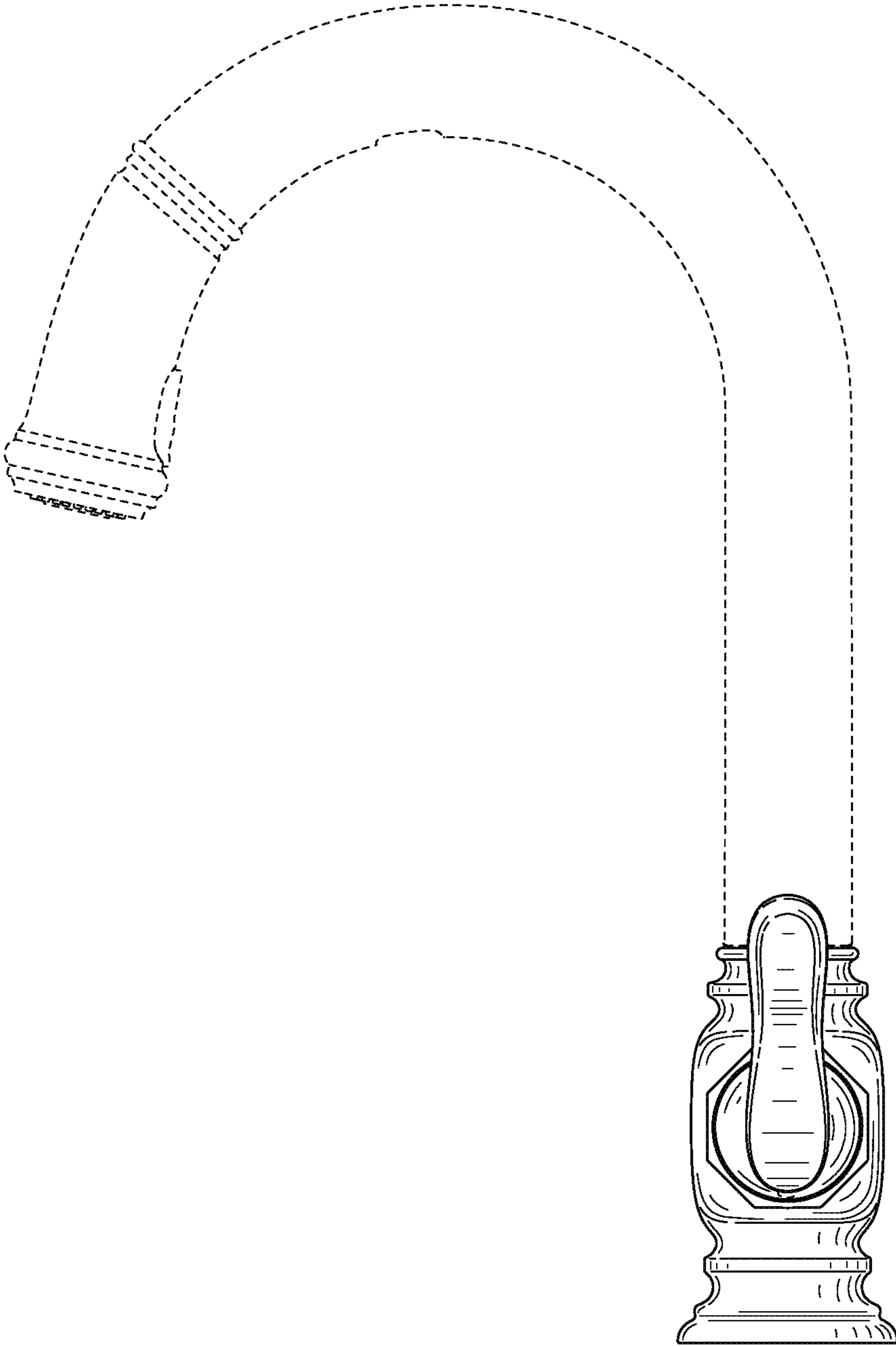


FIG. 2

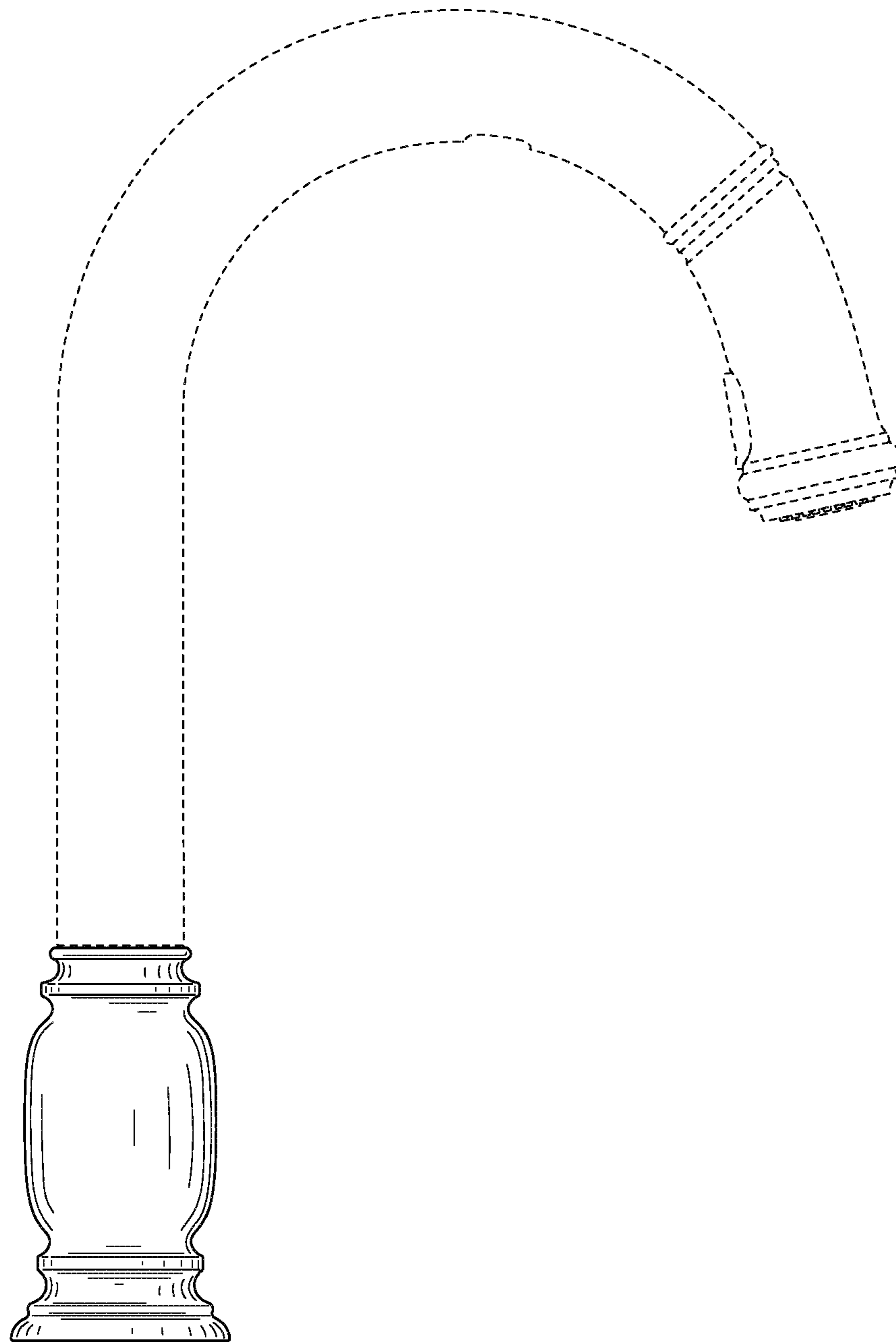


FIG. 3

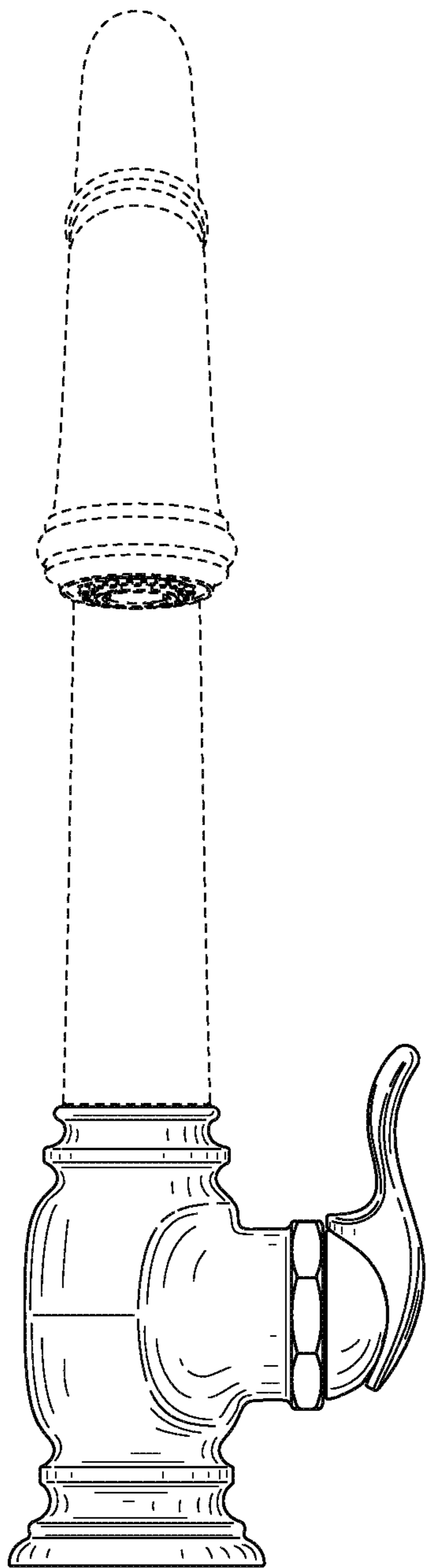


FIG. 4

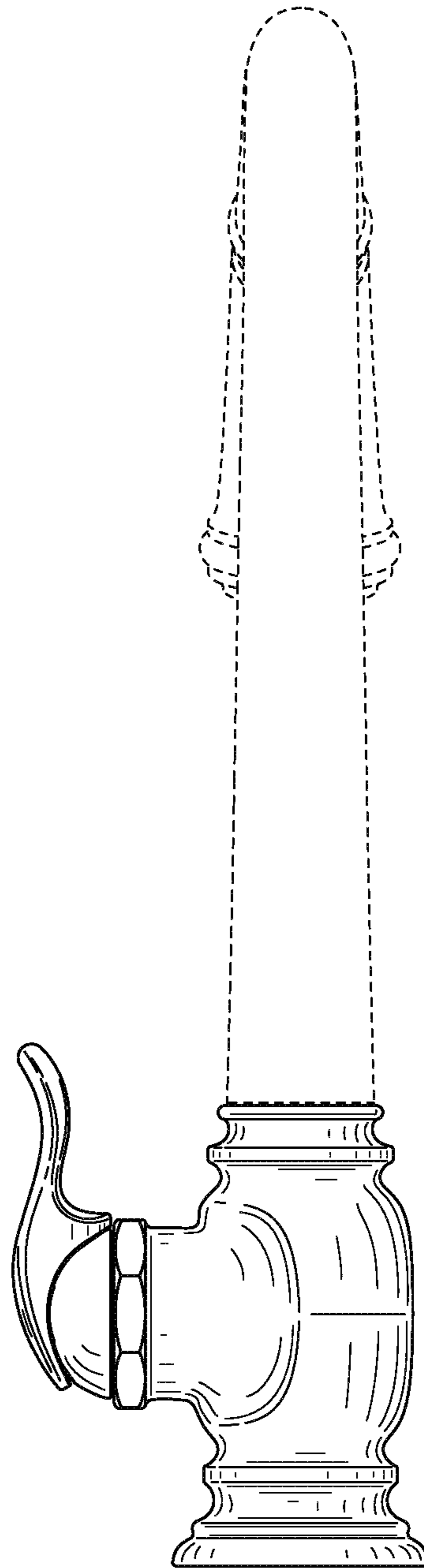


FIG. 5

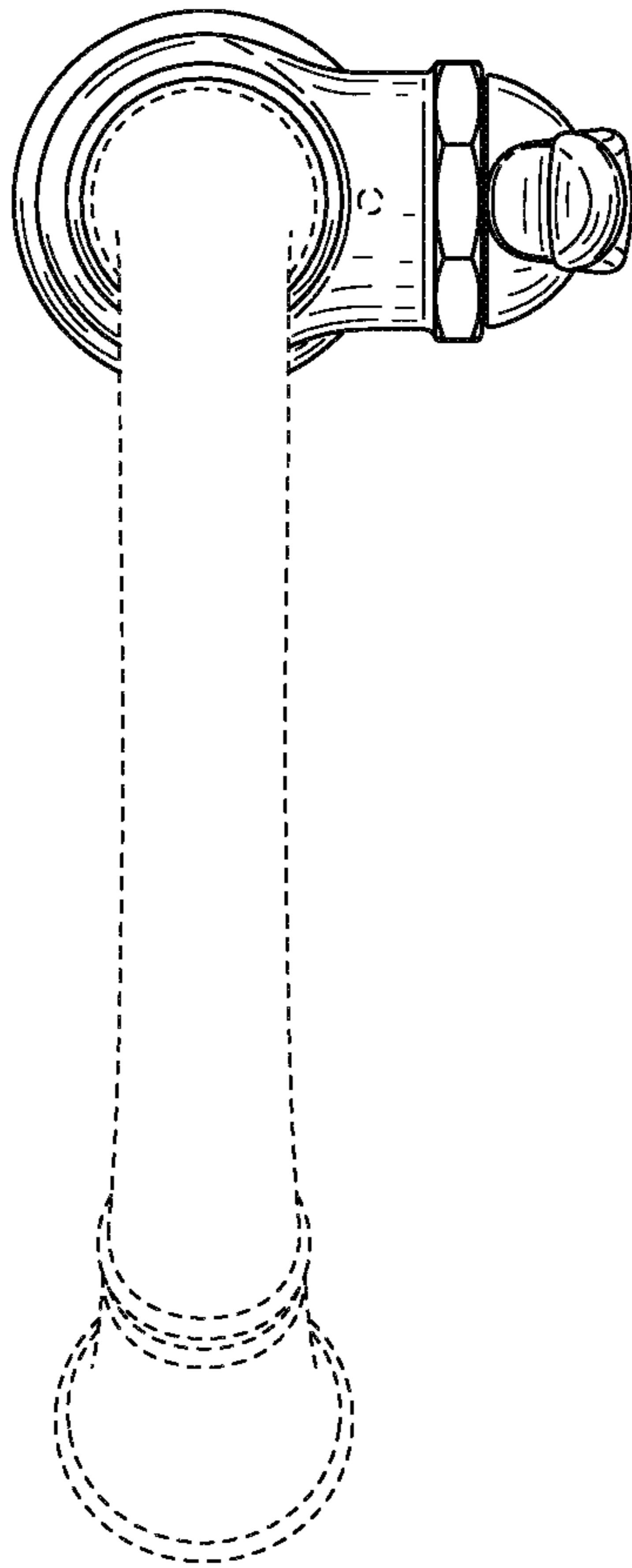


FIG. 6

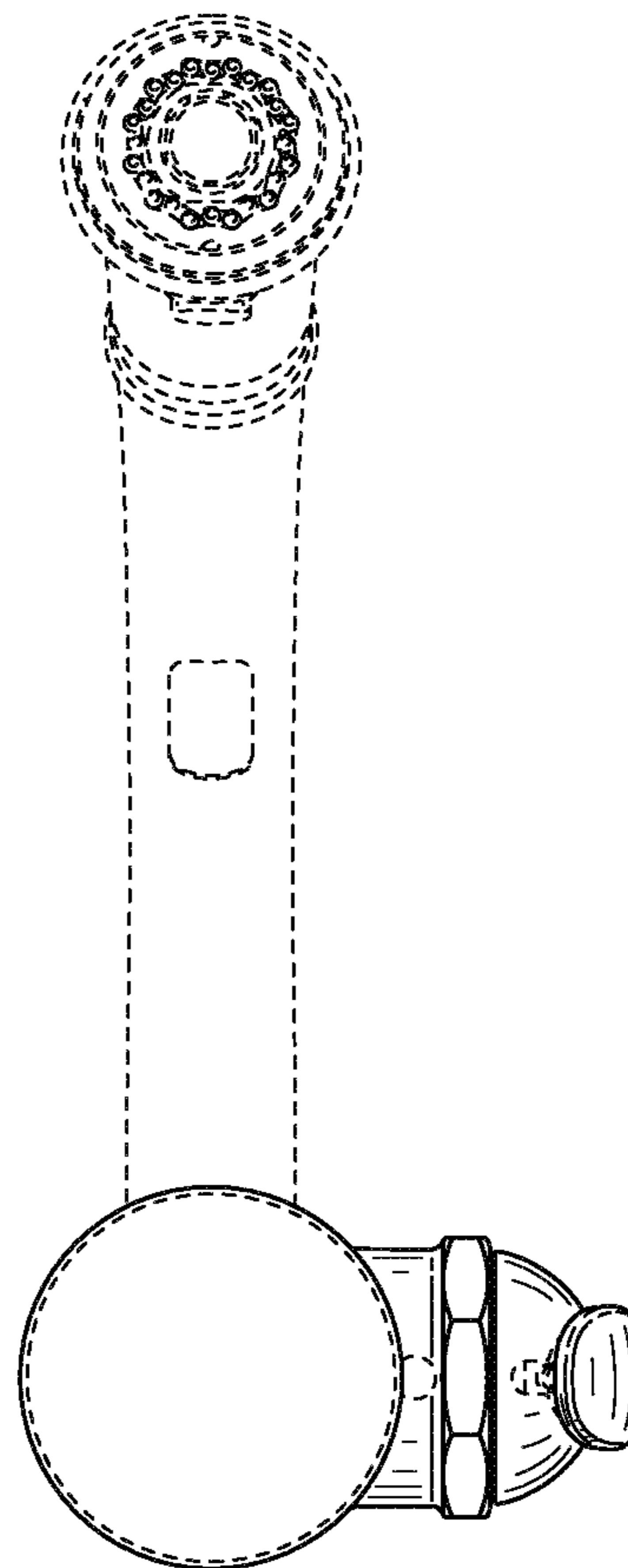


FIG. 7