



US00D758549S

(12) **United States Design Patent**
Thompson et al.

(10) **Patent No.:** **US D758,549 S**
(45) **Date of Patent:** **** Jun. 7, 2016**

(54) **HANDLE**
(71) Applicant: **Kohler Mira Limited**, Cheltenham,
Gloucestershire (GB)
(72) Inventors: **Christopher Ian Thompson**, Bristol
(GB); **David Antony Pixton**,
Cheltenham (GB)
(73) Assignee: **KOHLER MIRA LIMITED** (GB)

D317,496 S 6/1991 Kohler et al.
D320,335 S 10/1991 Bengtson
D322,659 S 12/1991 Reid et al.
D322,839 S 12/1991 Kohler, Jr.
D325,424 S 4/1992 Dannenberg
D325,622 S 4/1992 Bengtson
D332,825 S 1/1993 Bonnell
D335,811 S 5/1993 Bengtson et al.
D345,004 S 3/1994 Bengtson
D346,644 S 5/1994 Bonnell
D352,767 S 11/1994 McKeone
D353,187 S 12/1994 Formgren

(**) Term: **15 Years**

(21) Appl. No.: **29/544,282**

(22) Filed: **Nov. 2, 2015**

Related U.S. Application Data

(62) Division of application No. 29/524,379, filed on Apr. 20, 2015, now Pat. No. Des. 746,949, which is a division of application No. 29/488,351, filed on Apr. 17, 2014, now Pat. No. Des. 733,260.

(51) **LOC (10) Cl.** **23-01**

(52) **U.S. Cl.**
USPC **D23/252**

(58) **Field of Classification Search**
USPC D23/238, 241–243, 249–250, 253–254,
D23/255, 257; D8/350–358; 137/359;
16/402
CPC E03C 1/04; E03C 1/0401; E03C 1/0402;
E03C 1/0404
See application file for complete search history.

(56) **References Cited**

U.S. PATENT DOCUMENTS

D265,117 S 6/1982 Fleischmann et al.
D265,118 S 6/1982 Fleischmann et al.
D284,500 S 7/1986 Bolgert et al.
D290,163 S 6/1987 Kohler et al.

(Continued)

Primary Examiner — Robert Delehanty

(74) *Attorney, Agent, or Firm* — Foley & Lardner LLP

(57) **CLAIM**

We claim the ornamental design for a handle, as shown and described.

DESCRIPTION

FIG. 1 is a top, front, right perspective view of an embodiment of the claimed design;

FIG. 2 is a top, front, left perspective view of the design shown in FIG. 1;

FIG. 3 is a top plan view of the design shown in FIG. 1;

FIG. 4 is a bottom plan view of the design shown in FIG. 1;

FIG. 5 is a front elevation view of the design shown in FIG. 1;

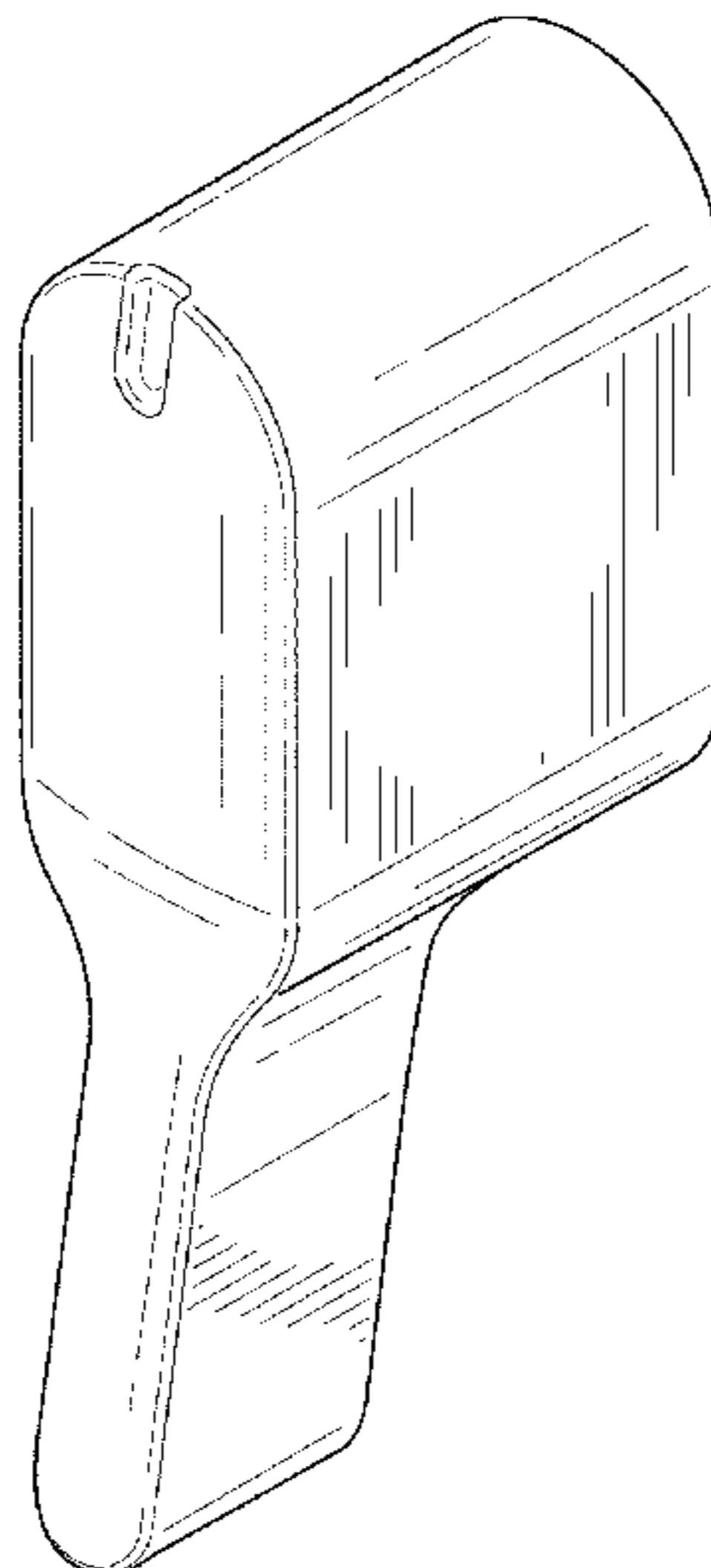
FIG. 6 is a rear elevation view of the design shown in FIG. 1;

and,

FIG. 7 is a right elevation view of the design shown in FIG. 1, the left elevation view being a mirror image thereof.

The ornamental design which is claimed is shown in solid lines in the drawings. The broken lines in the drawings form no part of the claimed design. Broken lines formed by equal length dashes show unclaimed subject matter. Broken lines formed of unequal length dashes (i.e., dash-dot) define bounds of the claimed design.

1 Claim, 4 Drawing Sheets



(56)

References Cited

U.S. PATENT DOCUMENTS

D355,021 S	1/1995	Schott et al.	D545,402 S	6/2007	Kohler et al.
D410,736 S	6/1999	Slothower	D560,464 S	1/2008	Rexach
D422,341 S	4/2000	Slothower et al.	D568,446 S	5/2008	Tsai
D429,316 S	8/2000	McKeone	D585,526 S	1/2009	Kohler et al.
D433,483 S	11/2000	Paredes	D590,921 S	4/2009	Soulier
D462,421 S	9/2002	Hundley	D592,281 S	5/2009	Eilmus
D464,117 S	10/2002	Blomstrom	D607,089 S	12/2009	Schoenherr et al.
D482,757 S	11/2003	Blomstrom	D607,977 S	1/2010	Lin
D482,758 S	11/2003	Bates et al.	D608,419 S	1/2010	Kohler et al.
D487,136 S	2/2004	Blomstrom	D609,310 S	2/2010	Urquiola
D492,981 S	7/2004	Bloomstrom	D615,162 S	5/2010	Pan
D505,713 S	5/2005	Blomstrom	D627,444 S	11/2010	Yokoyama et al.
D521,607 S	5/2006	Blomstrom	D627,861 S	11/2010	Sandee et al.
D522,104 S	5/2006	Hoernig	D634,815 S	3/2011	Barry
D523,115 S	6/2006	Chung	D638,102 S	5/2011	Obara et al.
D524,140 S	7/2006	Kirar	D639,910 S	6/2011	Schoenherr et al.
D530,399 S	10/2006	Blomstrom	D640,775 S	6/2011	Flowers et al.
D540,919 S	4/2007	Soriano	D640,776 S	6/2011	Flowers et al.
			D652,118 S	1/2012	Corpuz, Jr.
			D652,488 S	1/2012	Slothower et al.
			D662,571 S	6/2012	Corpuz, Jr.
			D704,805 S	5/2014	Hahn et al.

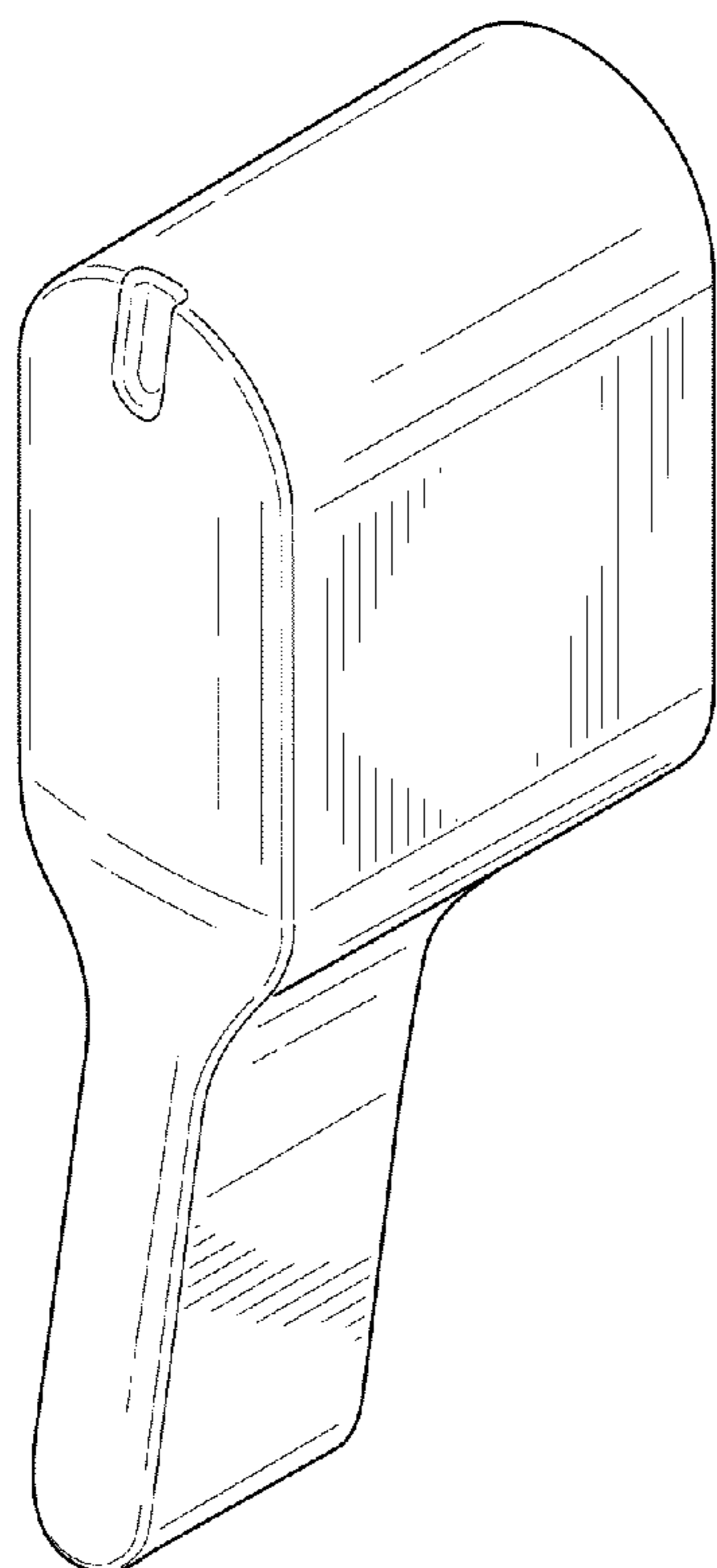


FIG. 1

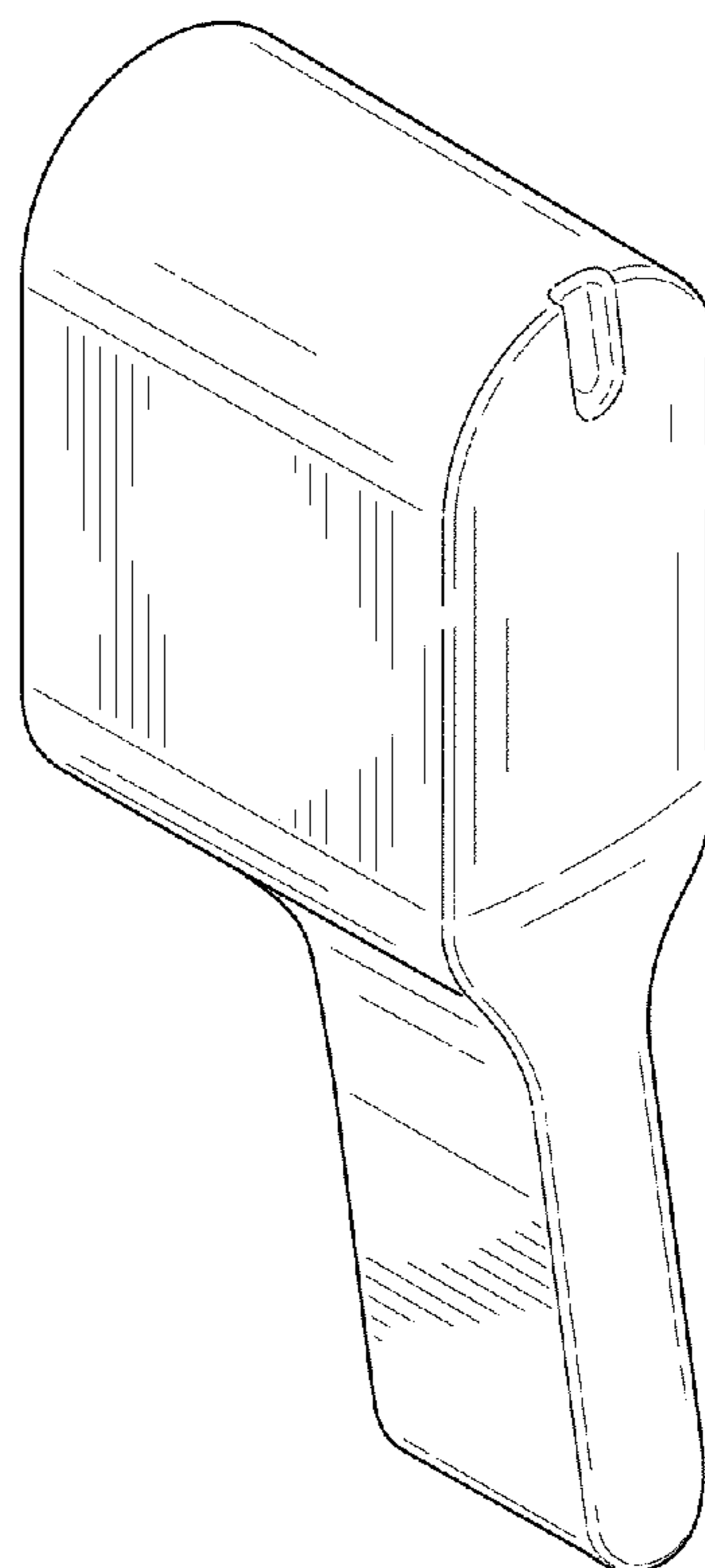


FIG. 2




FIG. 3

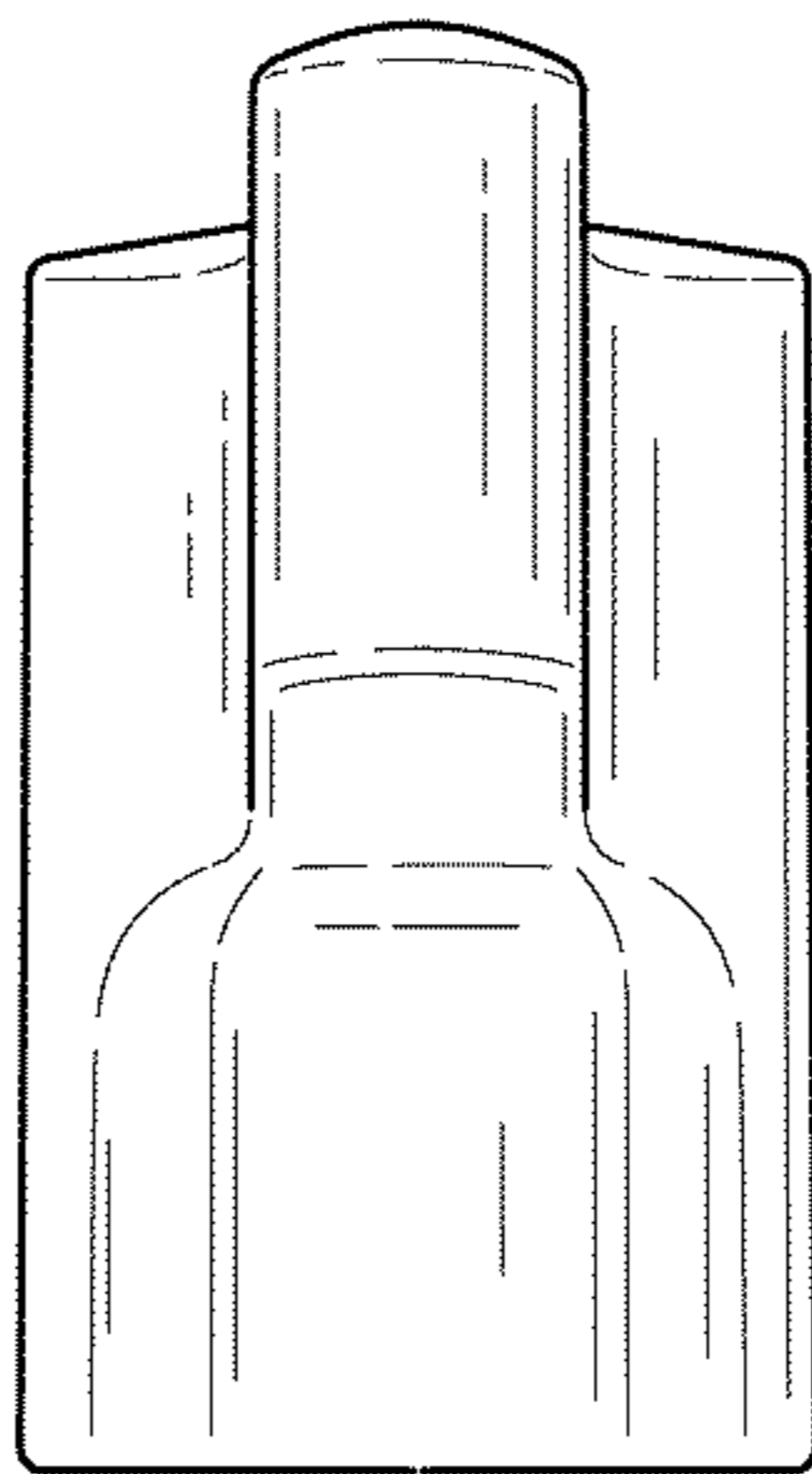


FIG. 4

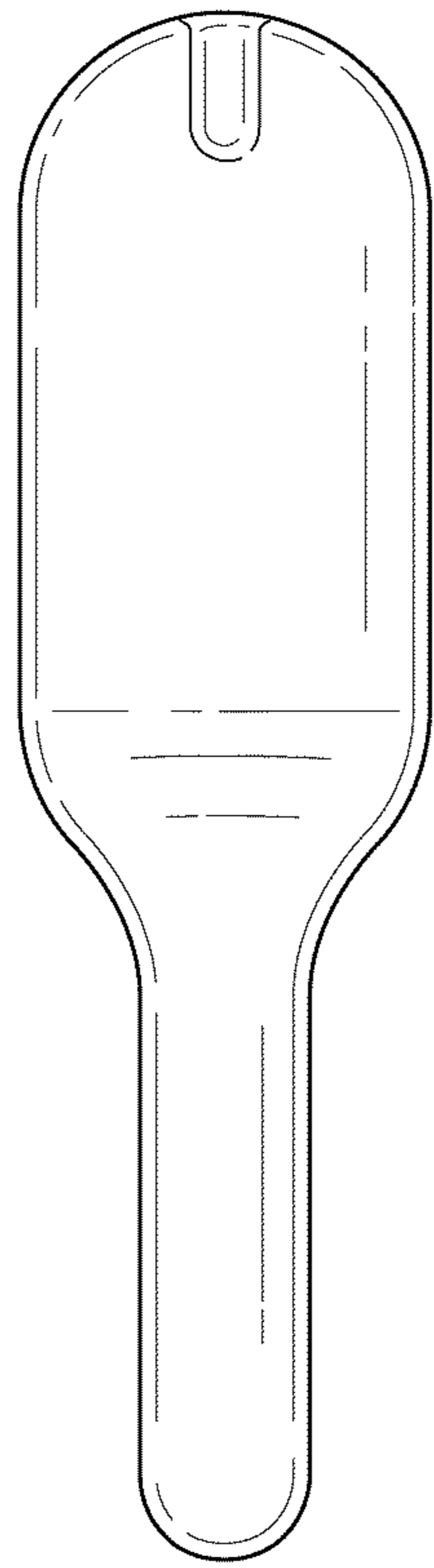


FIG. 5

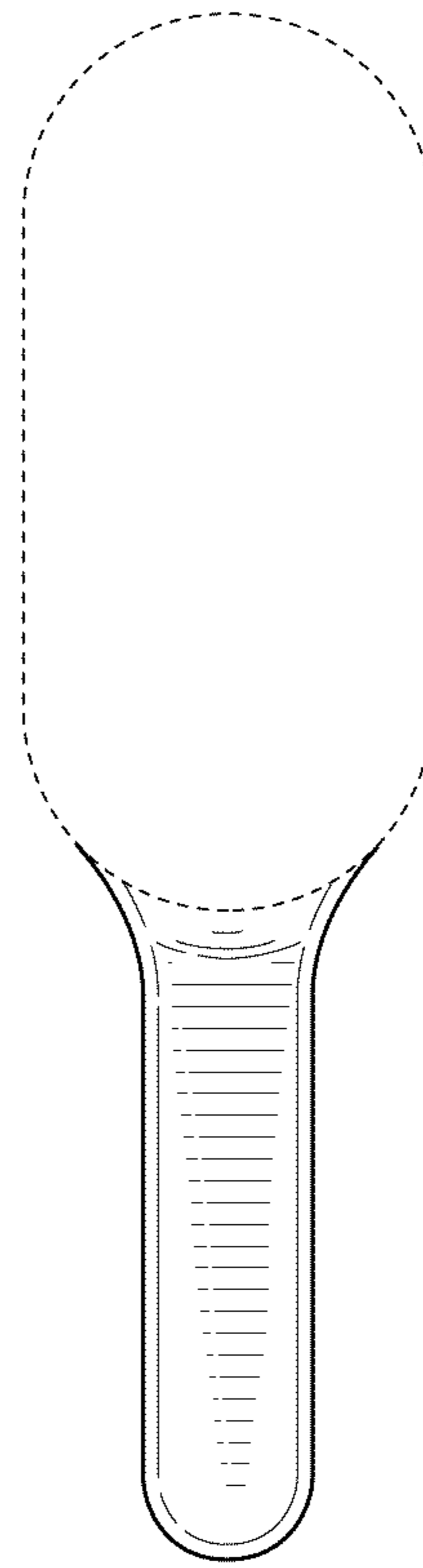


FIG. 6

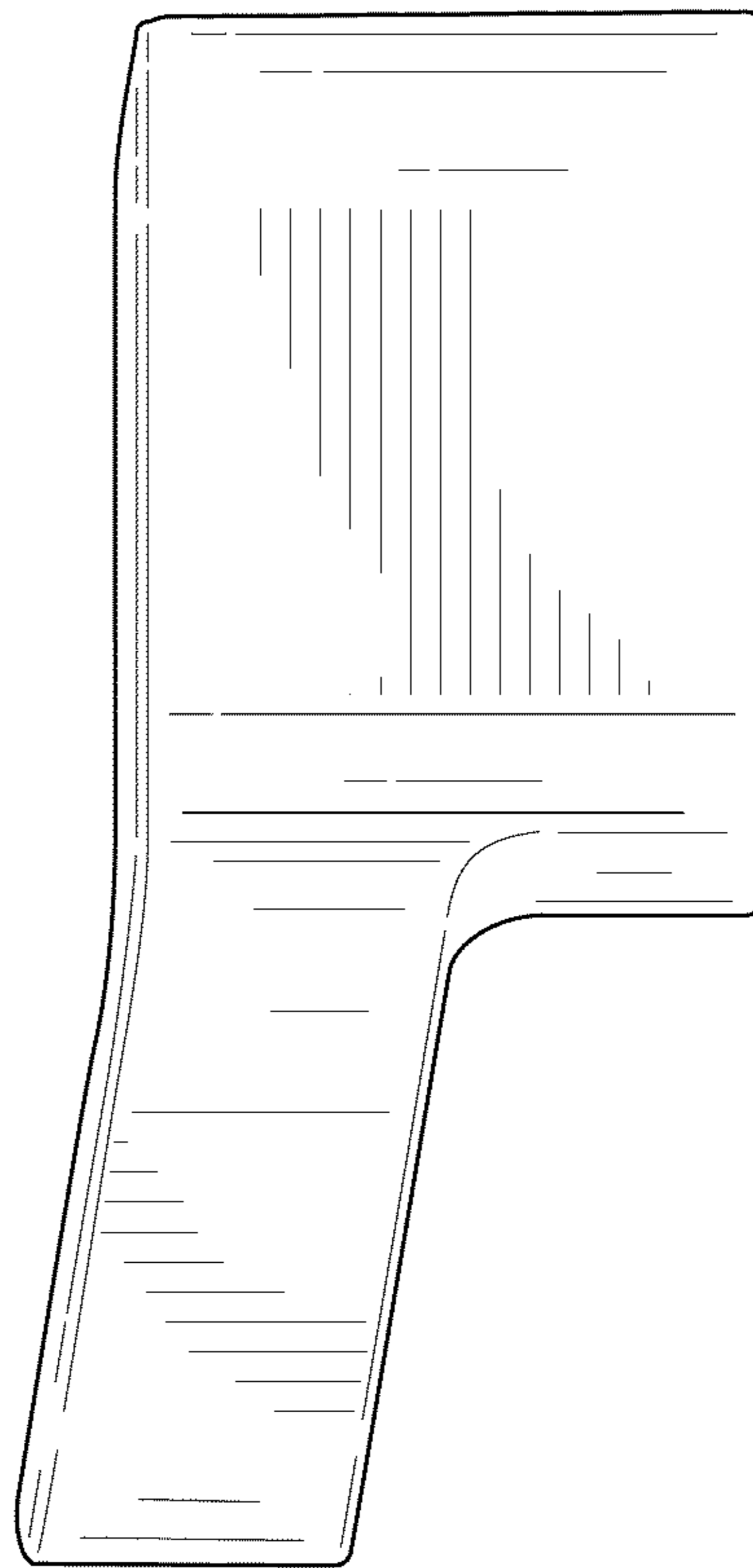


FIG. 7