



US00D758542S

(12) **United States Design Patent**
DeJonge

(10) **Patent No.:** **US D758,542 S**
(45) **Date of Patent:** **** Jun. 7, 2016**

- (54) **VALVE PORTION**
- (71) Applicant: **BISSELL Homecare, Inc.**, Grand Rapids, MI (US)
- (72) Inventor: **Mitchell DeJonge**, Fruitport, MI (US)
- (73) Assignee: **BISSELL Homecare, Inc.**, Grand Rapids, MI (US)
- (**) Term: **14 Years**
- (21) Appl. No.: **29/525,991**
- (22) Filed: **May 5, 2015**
- (51) **LOC (10) Cl.** **23-01**
- (52) **U.S. Cl.**
USPC **D23/233**
- (58) **Field of Classification Search**
USPC D23/233-250, 260; 251/331, 335.2, 89, 251/129.16, 129.17, 129.21, 39-40, 45-46, 251/61.1, 30.01; 137/15.18, 859, 863, 232, 137/443, 223-234.5; D7/396.1, 396.6, 397, D7/398, 558, 900, 624.1; D8/24, 25, 29; D12/500, 501, 106; D34/29
CPC F16K 27/0236; F16K 7/12; F16K 7/14; F16K 7/17
See application file for complete search history.

D290,640 S *	6/1987	Andersson	D23/249
D296,198 S *	6/1988	Buchanan	D12/106
D351,220 S *	10/1994	Barnes	D23/260
D524,615 S *	7/2006	Albertson	D8/29
D613,828 S *	4/2010	Kinchen	D23/260
D627,433 S *	11/2010	Gaudron	D23/233
D636,059 S *	4/2011	Shorey	D23/233
D694,862 S *	12/2013	Patterson	D23/260
D702,492 S *	4/2014	Marina	D7/396.2
D720,042 S *	12/2014	Walsh	D23/233
D720,045 S *	12/2014	Landi	D23/233
D738,173 S *	9/2015	Tempel	D8/29
D739,499 S *	9/2015	Shorey	D23/248
2015/0053875 A1 *	2/2015	Fohn	F16K 27/0236 251/89

* cited by examiner

Primary Examiner — Cynthia Ramirez
Assistant Examiner — Gino Colan
(74) *Attorney, Agent, or Firm* — McGarry Bair PC

(56) **References Cited**

U.S. PATENT DOCUMENTS

D266,614 S *	10/1982	Neville	D12/501
D278,079 S *	3/1985	Widerby	D23/237

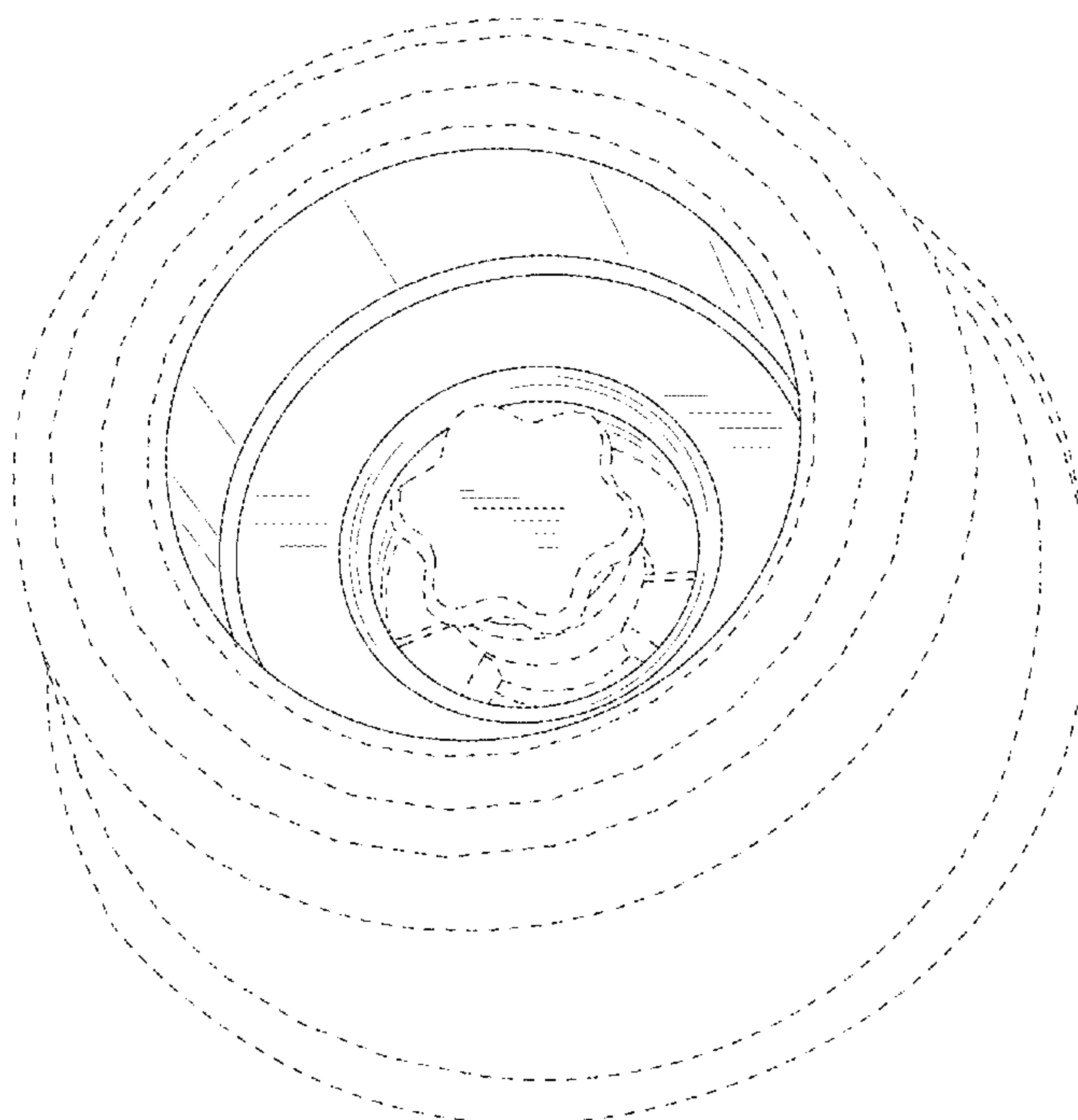
(57) **CLAIM**

The ornamental design for a valve portion, as shown and described.

DESCRIPTION

FIG. 1 is a front and right-side perspective view of a valve portion showing my new design; and, FIG. 2 is a top view thereof. The broken lines in the drawings are included for the purpose of illustrating elements of the valve portion and form no part of the claimed design.

1 Claim, 2 Drawing Sheets



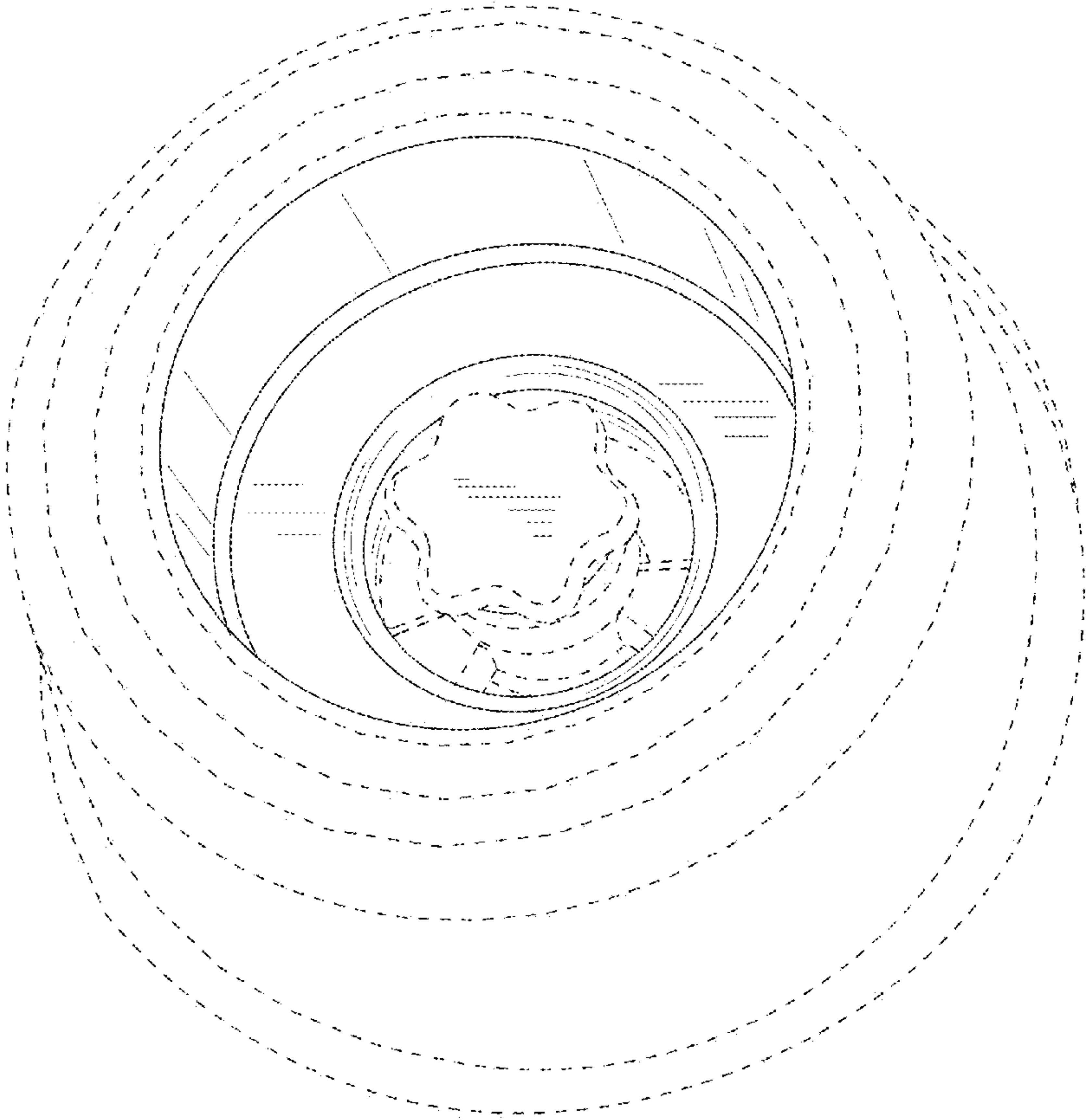


FIG. 1

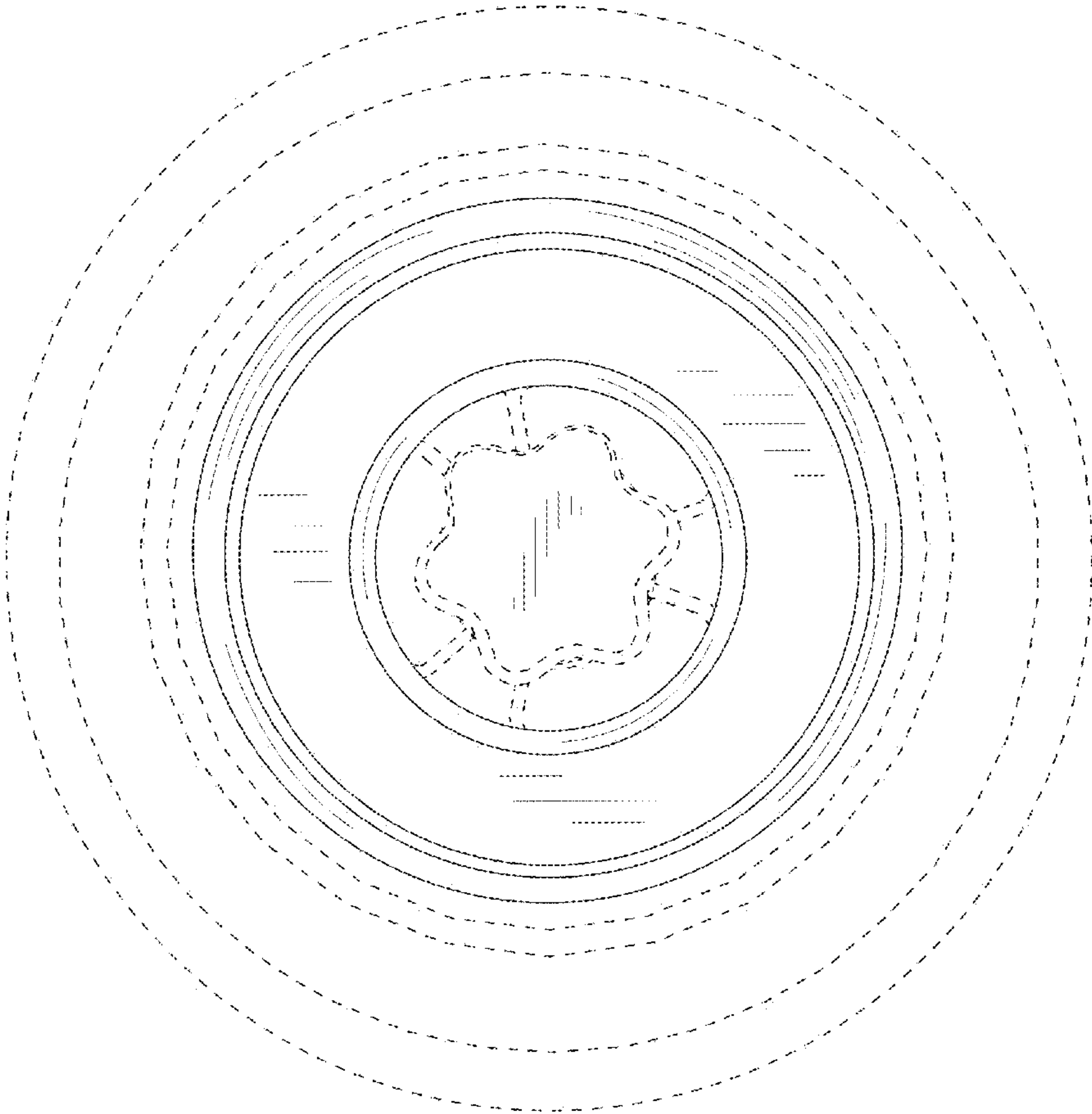


FIG. 2