



US00D758492S

(12) **United States Design Patent**
Wind

(10) **Patent No.:** **US D758,492 S**
(45) **Date of Patent:** **** Jun. 7, 2016**

- (54) **WRITING INSTRUMENT**
- (71) Applicant: **Brian E. Wind**, North Canton, OH (US)
- (72) Inventor: **Brian E. Wind**, North Canton, OH (US)
- (**) Term: **14 Years**
- (21) Appl. No.: **29/518,656**
- (22) Filed: **Feb. 26, 2015**
- (51) **LOC (10) Cl.** **19-06**
- (52) **U.S. Cl.**
USPC **D19/192**
- (58) **Field of Classification Search**
USPC D14/411; D19/115–204
CPC B43K 5/00; B43K 5/005; B43K 7/00;
B43K 7/10; B43K 7/12; B43K 8/04
See application file for complete search history.

| | | | | |
|-----------|-----|---------|-----------------|-----------------------|
| 3,672,783 | A * | 6/1972 | Bajusz | B43K 24/06 401/116 |
| D295,985 | S * | 5/1988 | Grossiord | D19/185 |
| D303,990 | S * | 10/1989 | Petterson | D19/168 |
| D306,316 | S * | 2/1990 | Shintani | D19/117 |
| D325,045 | S * | 3/1992 | Katami | D19/168 |
| D352,961 | S * | 11/1994 | Zier | D19/184 |
| D358,420 | S * | 5/1995 | Tseng | D19/168 |
| D363,947 | S * | 11/1995 | Kimura | D19/117 |
| D365,364 | S * | 12/1995 | Tseng | D19/168 |
| D372,735 | S * | 8/1996 | Tseng | D19/168 |
| D438,564 | S * | 3/2001 | Green | D19/135 |
| 6,392,639 | B1 | 5/2002 | Lee et al. | |
| D458,636 | S * | 6/2002 | Shimizu | D19/174 |
| D462,356 | S * | 9/2002 | Ono | D14/411 |
| D470,885 | S * | 2/2003 | Tahara | D19/117 |
| D500,349 | S * | 12/2004 | Benson | D21/700 |
| D502,506 | S * | 3/2005 | Reichmann | D19/118 |
| D533,225 | S * | 12/2006 | Gerules | D19/117 |
| D567,378 | S * | 4/2008 | Nordahl | D24/156 |
| D590,876 | S * | 4/2009 | Shi | D19/117 |
| D662,978 | S * | 7/2012 | Xie | D19/163 |
| D682,352 | S * | 5/2013 | Levy | D19/154 |

* cited by examiner

(56) **References Cited**
U.S. PATENT DOCUMENTS

| | | | | |
|-----------|-----|---------|------------------|-------------------------|
| 828,158 | A * | 8/1906 | Weaver | B43K 25/022 24/11 F |
| 1,274,966 | A * | 8/1918 | Wenta | B26B 27/00 30/294 |
| D57,399 | S * | 3/1921 | Taussig | D19/121 |
| 1,685,413 | A * | 9/1928 | Ashley | B43K 5/06 401/177 |
| 1,936,213 | A * | 11/1933 | Snedden | B43K 23/00 279/51 |
| D108,719 | S * | 3/1938 | Morgan | D19/185 |
| 2,479,649 | A * | 8/1949 | Thatcher | B43K 24/14 401/32 |
| 2,670,711 | A * | 3/1954 | Wittnebert | B43K 5/10 401/223 |
| 2,803,219 | A * | 8/1957 | Stoeberl | B43K 7/12 401/112 |
| D182,311 | S * | 3/1958 | Steinberg | D19/172 |
| 3,018,761 | A * | 1/1962 | Ashcroft | B43K 7/02 401/209 |
| 3,116,690 | A * | 1/1964 | Gillingham | F42B 3/192 102/202.6 |

Primary Examiner — Elizabeth Albert

(74) *Attorney, Agent, or Firm* — Lech Law, LLC; Robert R. Lech

(57) **CLAIM**

What is claimed is the ornamental design for a writing instrument, as shown and described.

DESCRIPTION

FIG. 1 is a perspective view of a writing instrument;
 FIG. 2 is a front elevational view of the writing instrument of FIG. 1;
 FIG. 3 is an enlarged top plan view of the writing instrument of FIG. 1; and,
 FIG. 4 is an enlarged bottom plan view of the writing instrument of FIG. 1.
 The broken lines are included for the purpose of illustrating environment and form no part of the claimed design.

1 Claim, 1 Drawing Sheet






Fig. 1




Fig. 2

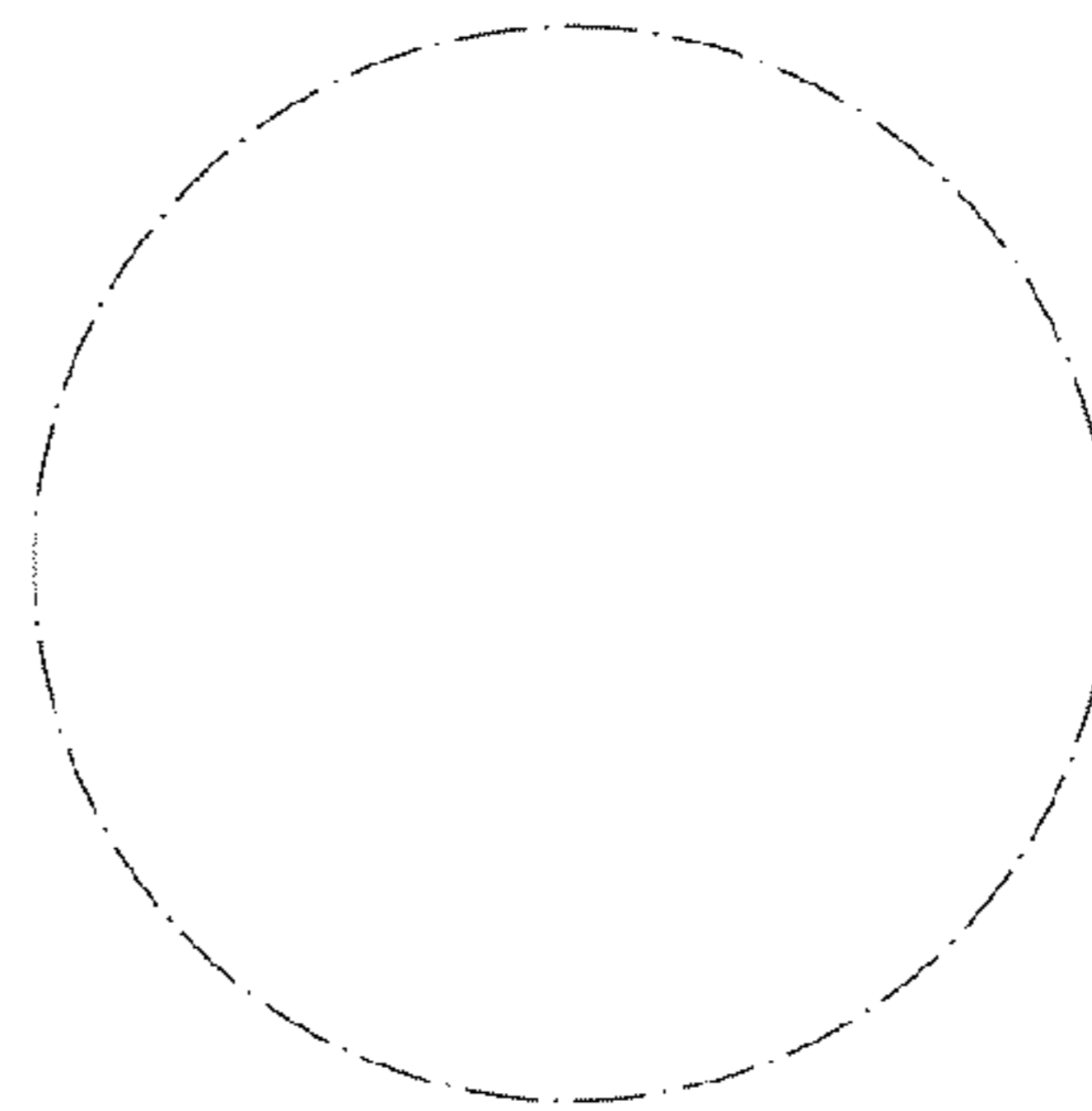


Fig. 3

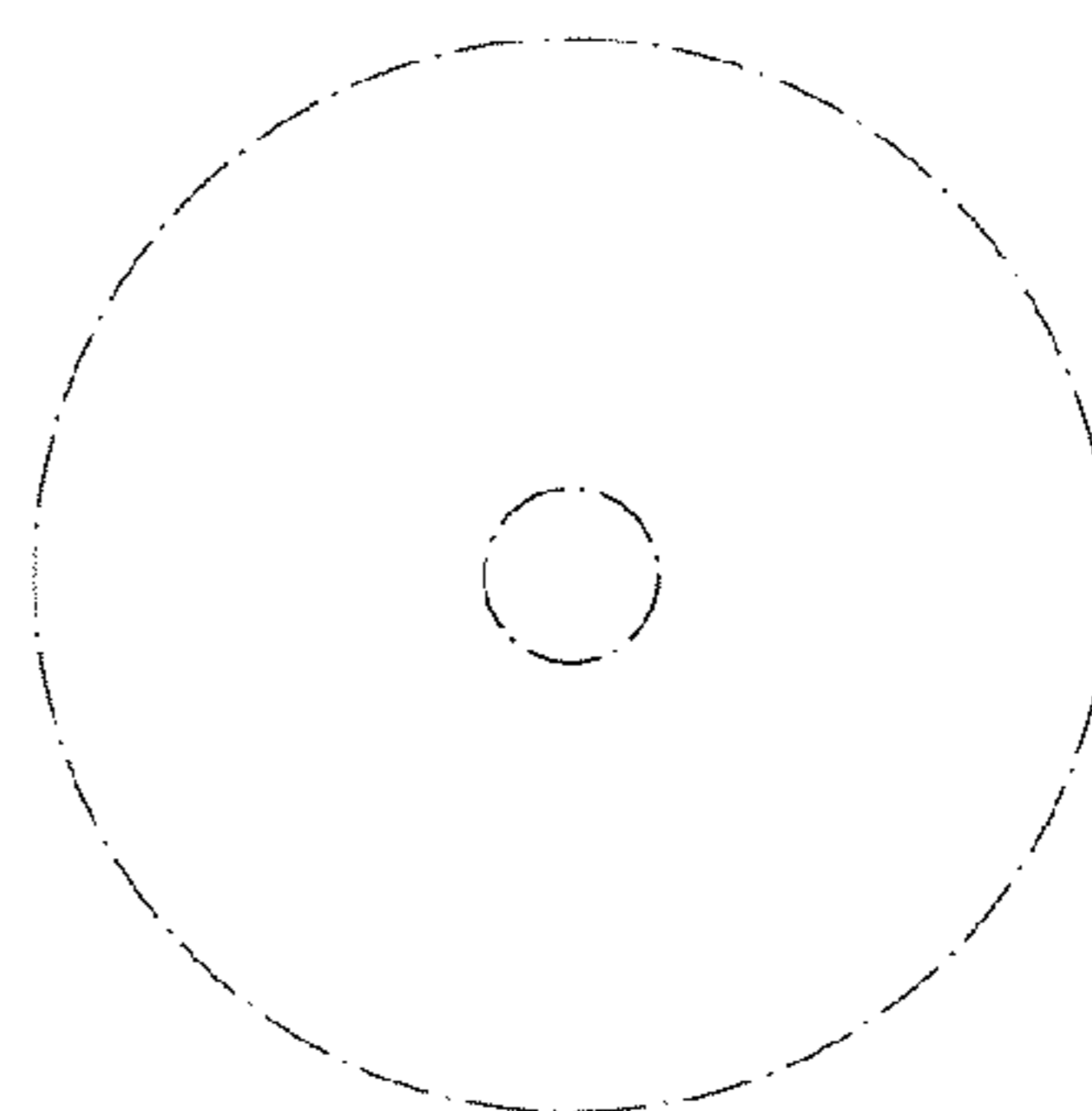


Fig. 4