



US00D758491S

(12) **United States Design Patent**  
**Wang**

(10) **Patent No.:** **US D758,491 S**  
(45) **Date of Patent:** **\*\* Jun. 7, 2016**

- (54) **PEN**
- (71) Applicant: **Andrew Wang**, Anhui (CN)
- (72) Inventor: **Andrew Wang**, Anhui (CN)
- (73) Assignees: **TONGLU IDO IMP & EXP & CO, LTD.**, Hangzhou, Zhejiang (CN);  
**SHARING PROMO STOCK CO.**, Baldwin Park, CA (US)
- (\*\*) Term: **14 Years**
- (21) Appl. No.: **29/504,881**
- (22) Filed: **Oct. 10, 2014**
- (51) **LOC (10) Cl.** ..... **19-06**
- (52) **U.S. Cl.**  
USPC ..... **D19/174**; D19/904; D19/908; D19/918
- (58) **Field of Classification Search**  
USPC ..... D14/411; D19/115–204  
CPC ..... B43K 5/005; B43K 7/00; B43K 7/10;  
B43K 7/12; B43K 8/04; B43K 19/00; B43K  
19/14; B43K 23/00; B43K 23/001; B43K  
23/016; B43K 24/08; B43K 24/084  
See application file for complete search history.

(56) **References Cited**

**U.S. PATENT DOCUMENTS**

D433,704 S	*	11/2000	Kouda	.....	D19/174
D441,398 S	*	5/2001	Owen	.....	D19/164
D445,830 S	*	7/2001	Yoon	.....	D19/173
D461,501 S	*	8/2002	Nishida	.....	D19/166
D463,821 S	*	10/2002	Nishida	.....	D19/174

D551,710 S	*	9/2007	Tsuchida	.....	D19/174
D586,854 S	*	2/2009	Tan	.....	D19/166
D593,604 S	*	6/2009	Yu	.....	D19/173
D598,953 S	*	8/2009	Yu	.....	D19/166
D612,886 S	*	3/2010	Newbould	.....	D19/134
D641,786 S	*	7/2011	Rolion	.....	D19/167
D650,441 S	*	12/2011	Ikeda	.....	D19/173
D672,816 S	*	12/2012	Li	.....	D19/171
D722,646 S	*	2/2015	Wang	.....	D19/174
8,970,560 B2	*	3/2015	Keda	.....	B43K 23/12 345/179
9,108,456 B2	*	8/2015	Ito	.....	B43K 7/02

\* cited by examiner

*Primary Examiner* — Elizabeth Albert

(74) *Attorney, Agent, or Firm* — Jen-Feng Lee, Esq.

(57) **CLAIM**

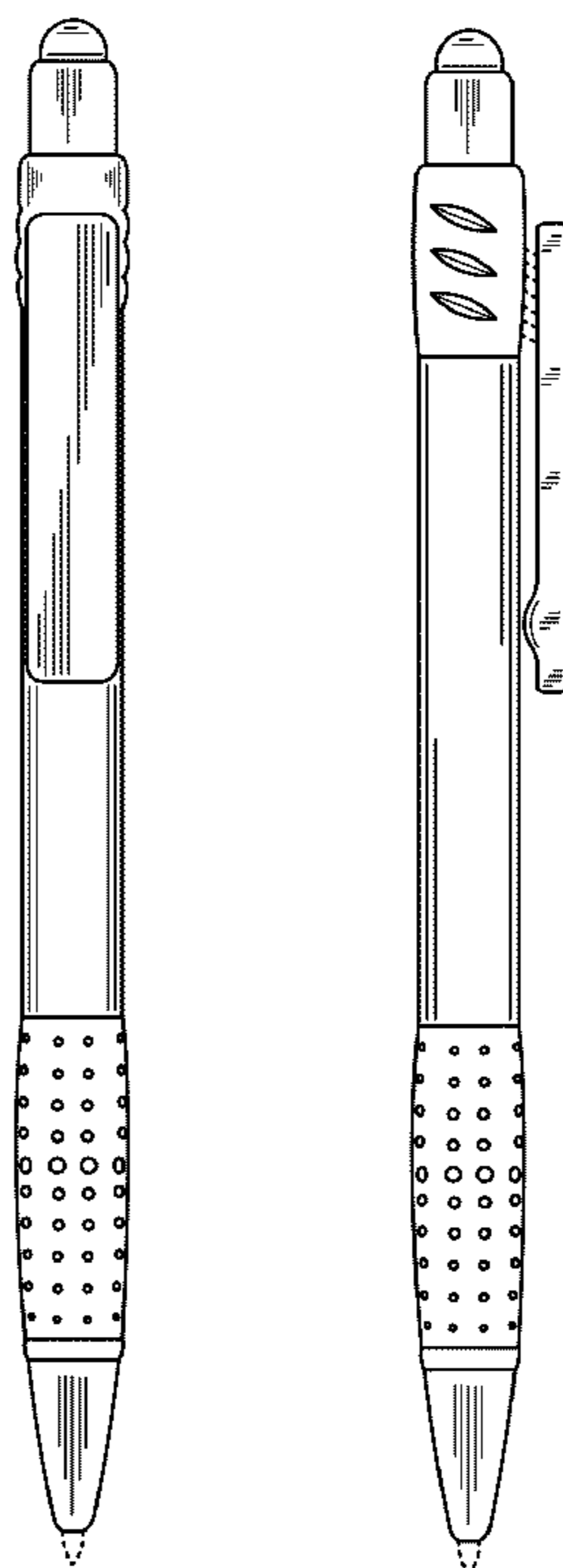
I claim the ornamental design for a pen, as shown and described.

**DESCRIPTION**

FIG. 1 is a perspective view of a pen showing my new design, FIG. 2 is a front view thereof, FIG. 3 is a rear view thereof, FIG. 4 is a left side view thereof, FIG. 5 is a right side view thereof, FIG. 6 is a top view thereof; and, FIG. 7 is a bottom view thereof.

The broken lines showing the writing tip and attachment structure under the clip are included for the purpose of showing portions of the pen that form no part of the claimed design.

**1 Claim, 4 Drawing Sheets**



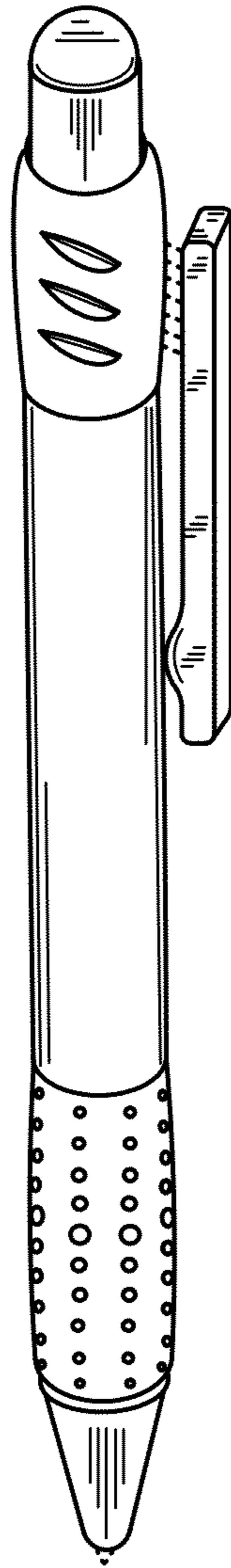


FIG. 1

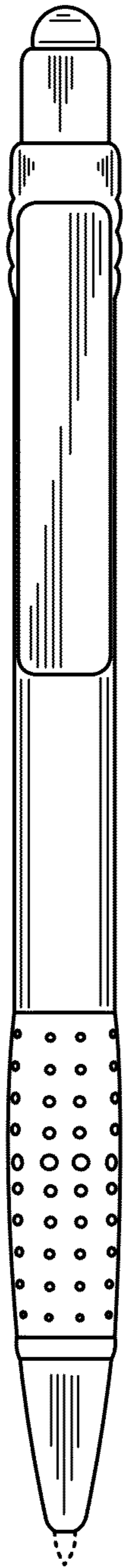


FIG. 2




FIG. 3

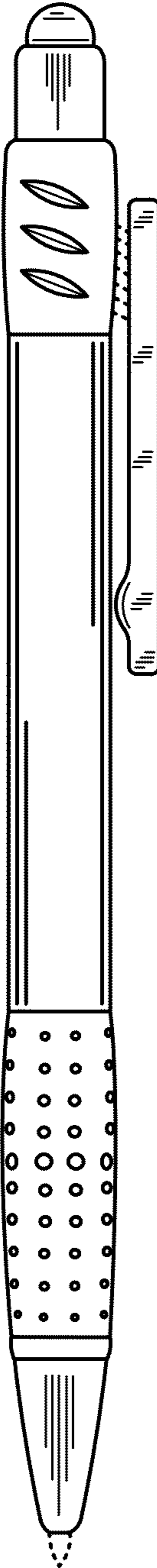


FIG. 4




FIG. 5

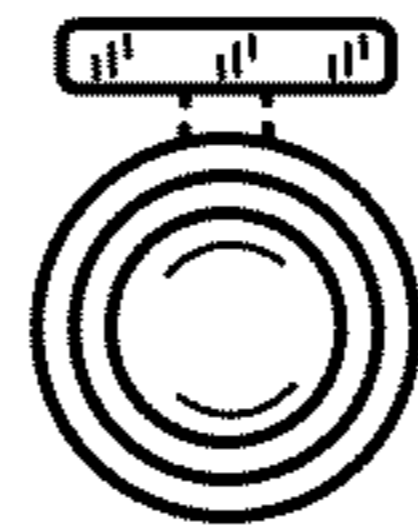


FIG. 6




FIG. 7