



US00D758489S

(12) **United States Design Patent**  
**Tam**

(10) **Patent No.:** **US D758,489 S**

(45) **Date of Patent:** **\*\* \*Jun. 7, 2016**

(54) **MARKER**

(71) Applicant: **Rossetta Tam**, Kowloon (HK)

(72) Inventor: **Rossetta Tam**, Kowloon (HK)

(73) Assignee: **Fulon Development Limited**, Kowloon (HK)

(\*) Notice: This patent is subject to a terminal disclaimer.

(\*\*) Term: **14 Years**

(21) Appl. No.: **29/469,522**

(22) Filed: **Oct. 11, 2013**

(51) **LOC (10) Cl.** ..... **19-06**

(52) **U.S. Cl.**  
USPC ..... **D19/163**; D19/901; D19/924

(58) **Field of Classification Search**  
USPC ..... D14/411, 431; D19/115–204, 901, 924;  
24/11 F, 11 P, 11 R; 401/52, 99, 109,  
401/192, 195, 196; D9/504, 529  
See application file for complete search history.

(56) **References Cited**

**U.S. PATENT DOCUMENTS**

- D218,399 S \* 8/1970 Campbell et al. .... D9/504
- D240,115 S \* 6/1976 Herr et al. .... D9/504
- D260,656 S \* 9/1981 Funahashi ..... D19/43

- D264,679 S \* 6/1982 Funkhouser ..... D8/62
- D277,647 S \* 2/1985 Lane ..... D9/529
- 4,726,700 A \* 2/1988 Gray ..... 401/183
- D416,287 S \* 11/1999 Moten et al. .... D19/53
- D544,351 S \* 6/2007 Dittmer et al. .... D9/504
- D585,599 S \* 1/2009 Mongeon et al. .... D28/76
- D588,751 S \* 3/2009 Mongeon et al. .... D28/76
- D594,332 S \* 6/2009 Nerubay ..... D9/501
- D595,537 S \* 7/2009 Mansfield et al. .... D7/396.1
- D673,058 S \* 12/2012 Park ..... D9/724
- D697,412 S \* 1/2014 Jenkins ..... D9/529
- D705,067 S \* 5/2014 Dubitsky et al. .... D9/504

\* cited by examiner

*Primary Examiner* — Elizabeth Albert

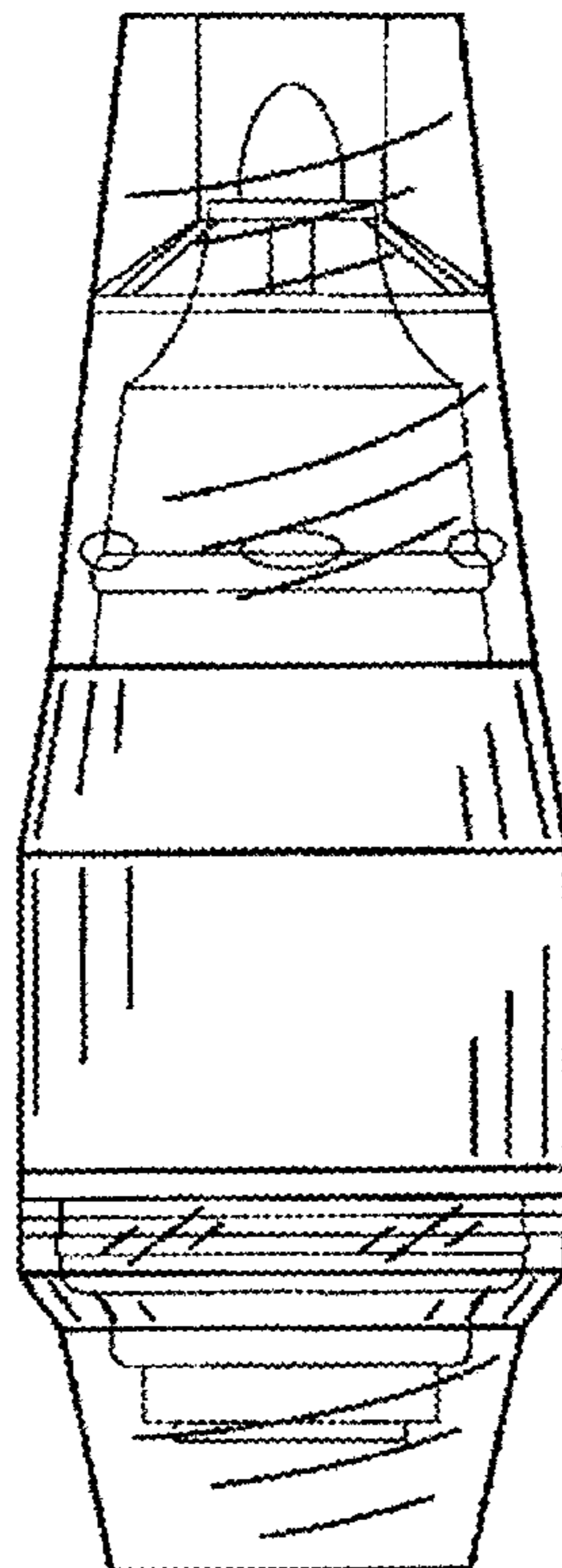
(57) **CLAIM**

The ornamental design for a marker, as shown and described.

**DESCRIPTION**

FIG. 1 is a front elevational view of a marker showing my new design, the rear elevational view being a mirror image of the front elevational view;  
 FIG. 2 is a left side view thereof, the right side view being a mirror image of the left side view;  
 FIG. 3 is a top plan view thereof;  
 FIG. 4 is a bottom plan view thereof;  
 FIG. 5 is a perspective thereof; and,  
 FIG. 6 is a perspective view of the marker with its caps detached.

**1 Claim, 3 Drawing Sheets**



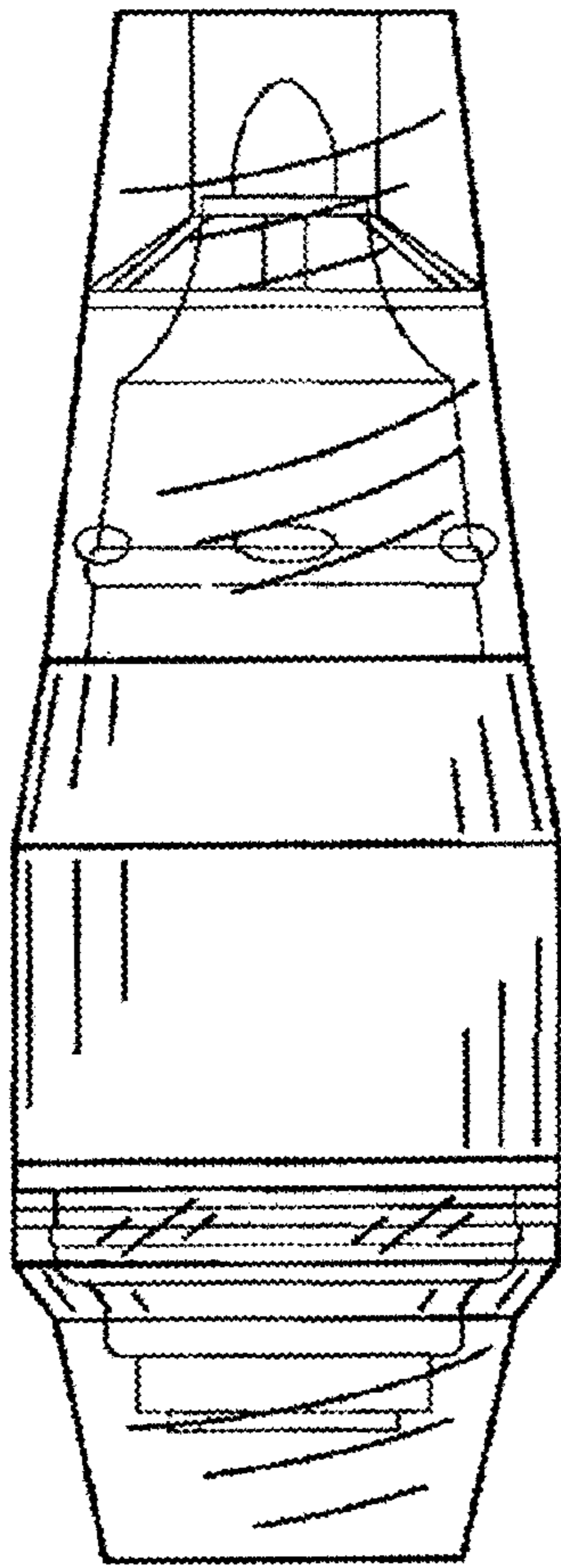


FIG. 1

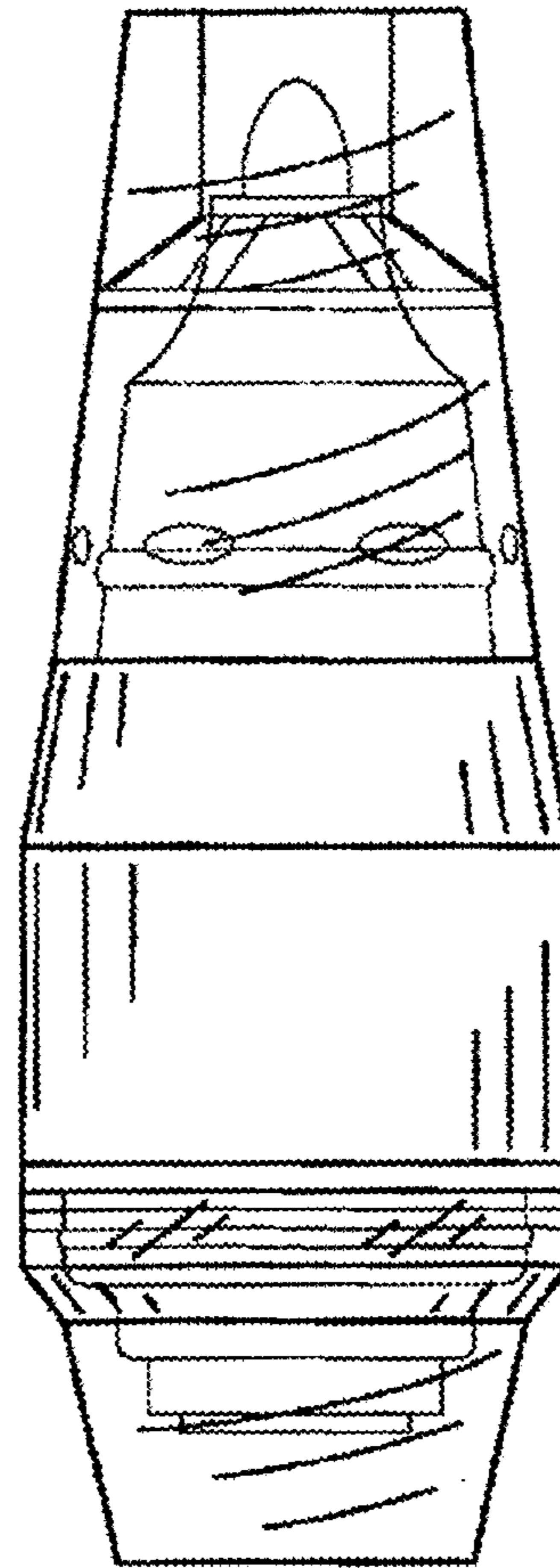


FIG. 2

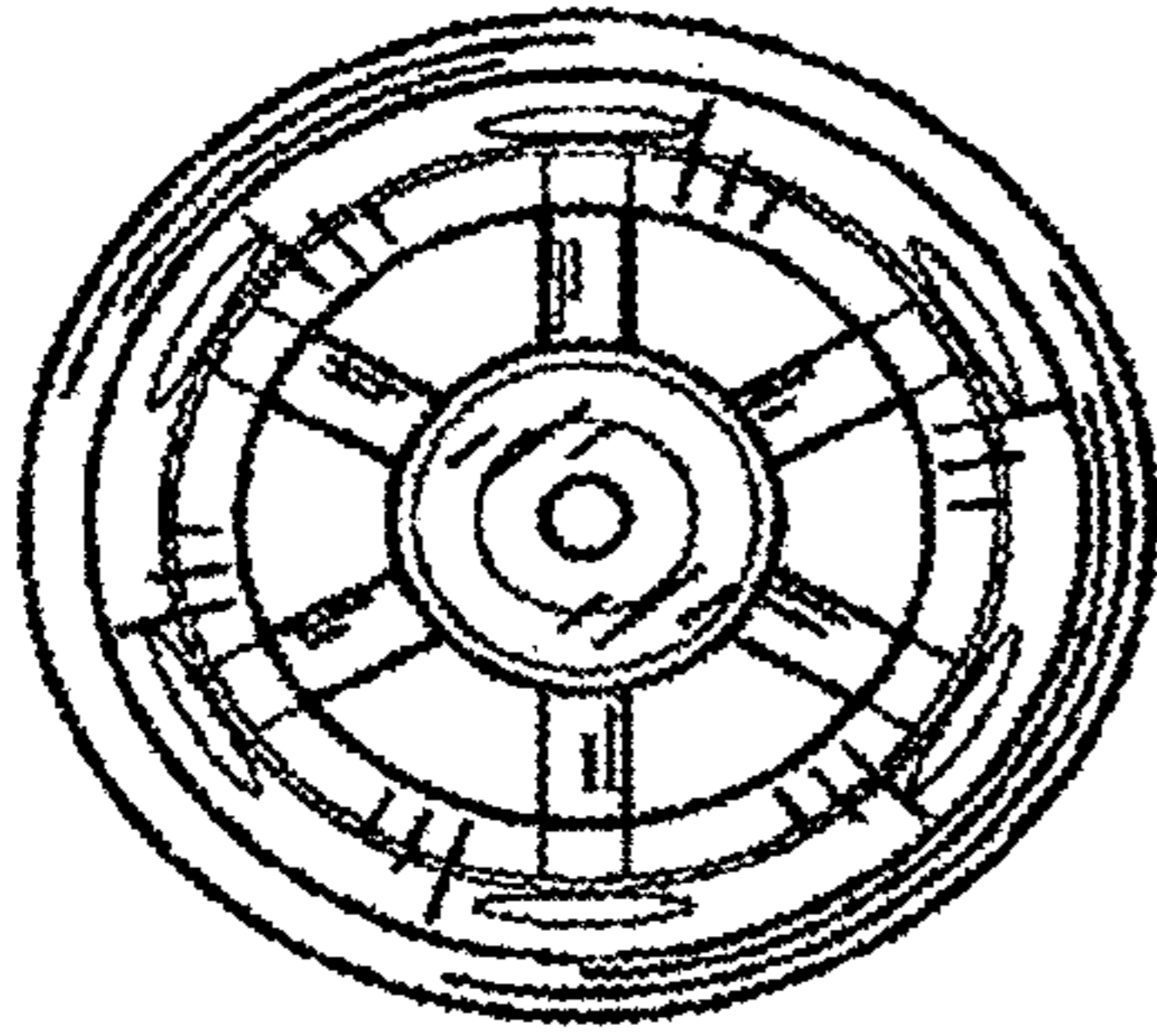


FIG. 3

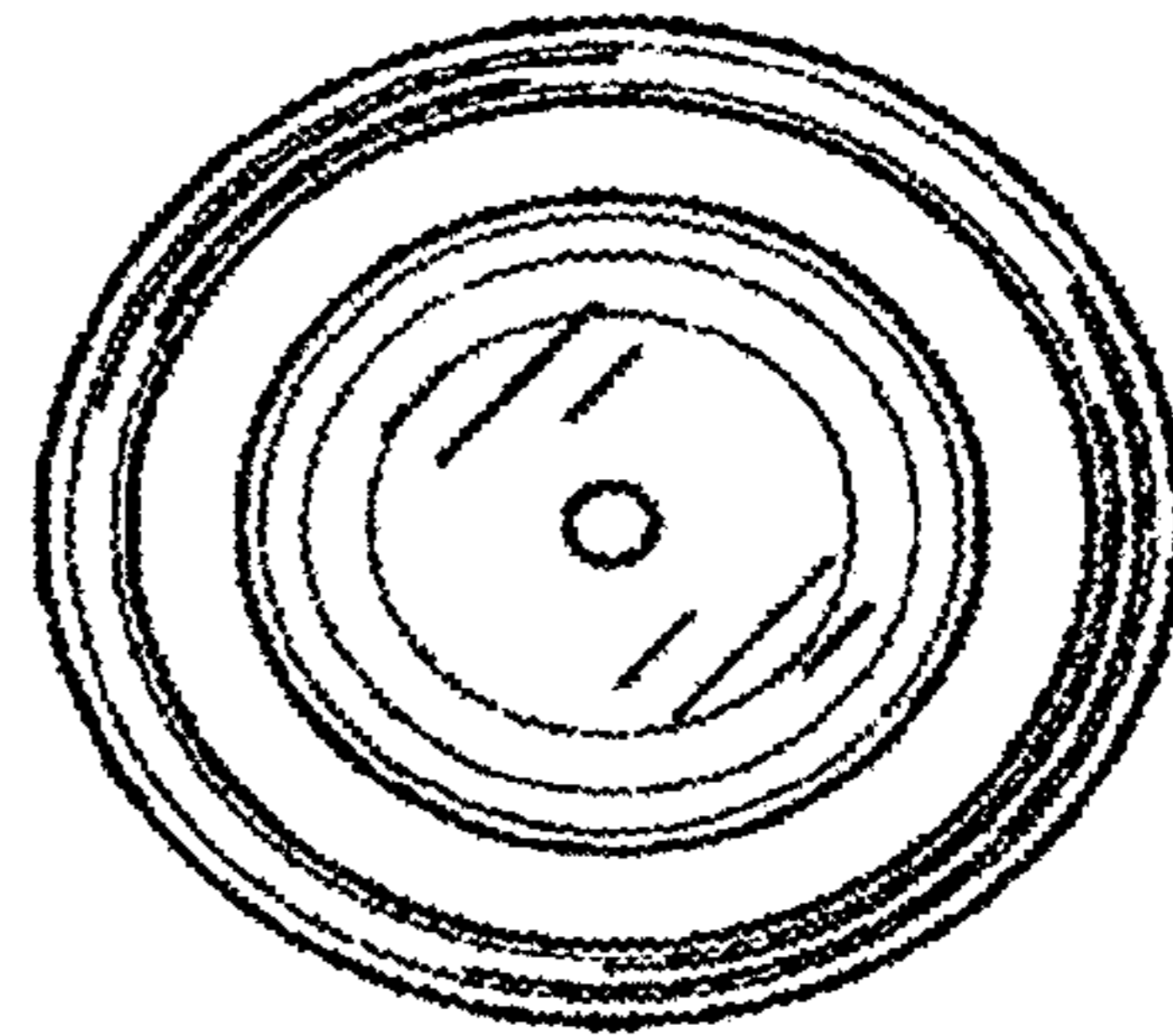


FIG. 4

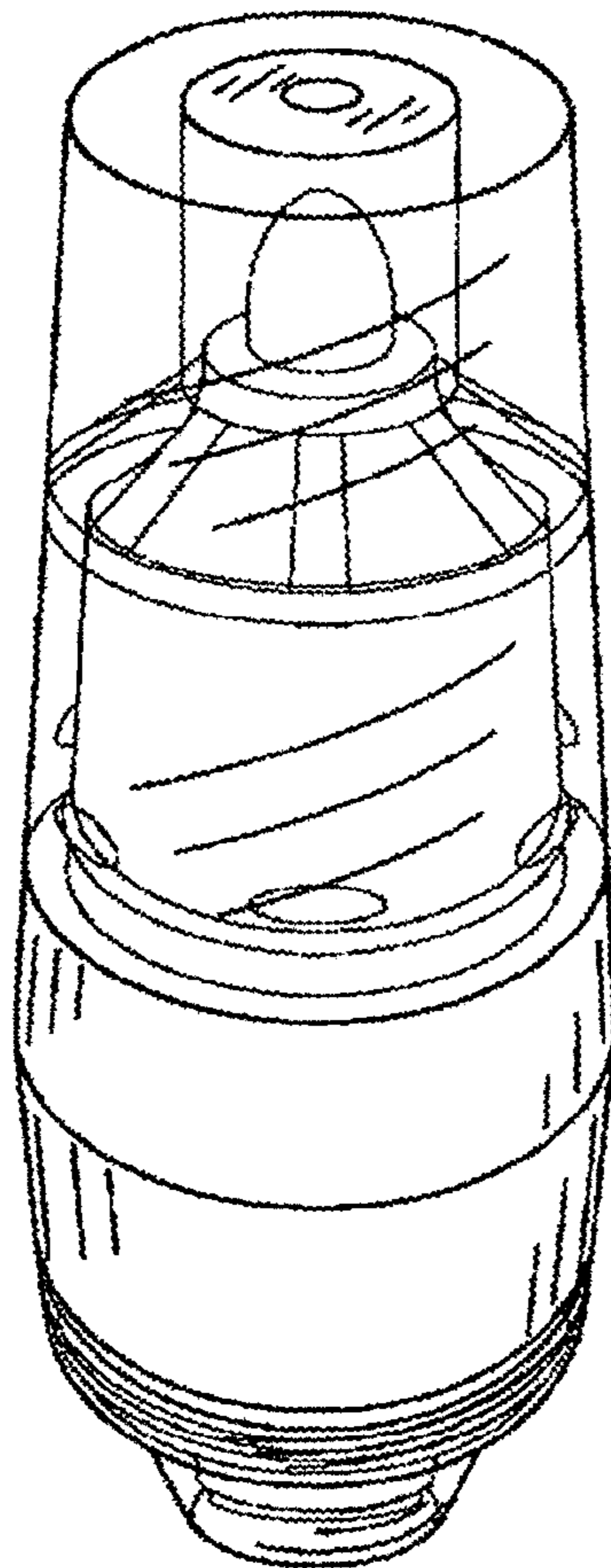


FIG. 5

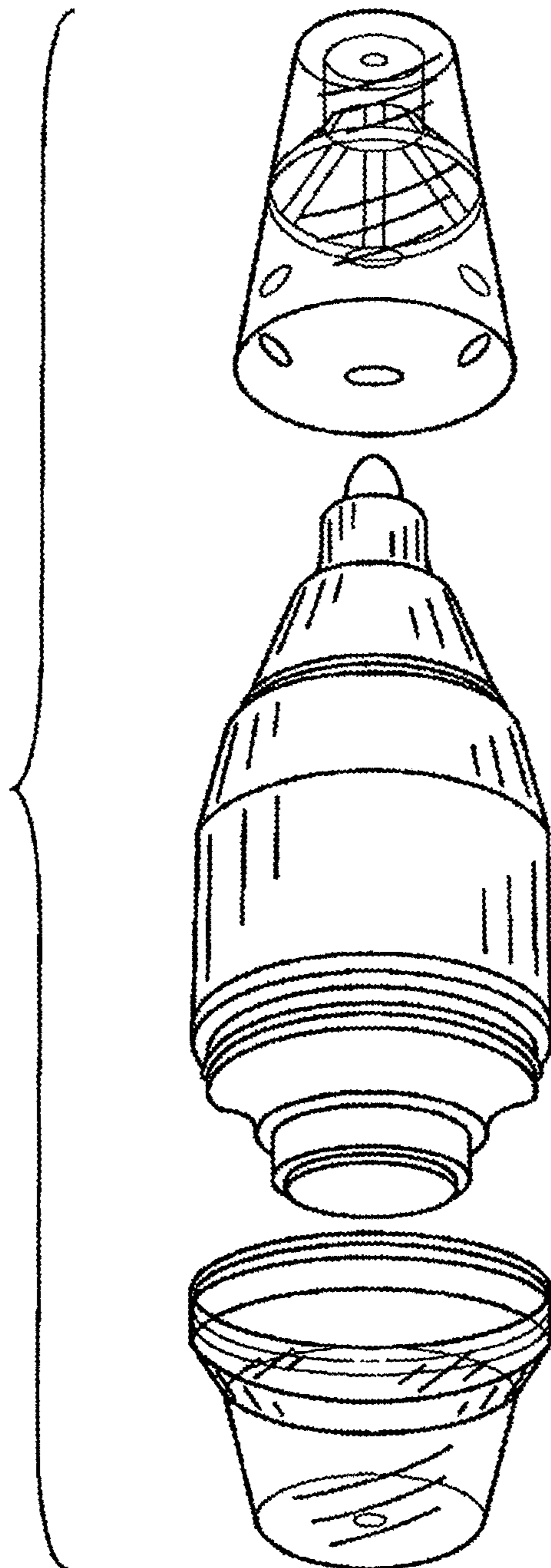


FIG. 6