



US00D758477S

(12) **United States Design Patent**  
**Béliveau et al.**

(10) **Patent No.:** **US D758,477 S**  
(45) **Date of Patent:** **\*\* Jun. 7, 2016**

- (54) **EYEWEAR**
- (71) Applicants: **Thomas-Éric Béliveau**, Montréal (CA);  
**Olivier Patry**, Montréal (CA)
- (72) Inventors: **Thomas-Éric Béliveau**, Montréal (CA);  
**Olivier Patry**, Montréal (CA)
- (73) Assignee: **Brent Sheldon**, Miami Beach, FL (US)
- (\*\*) Term: **14 Years**
- (21) Appl. No.: **29/520,819**

D638,049 S	5/2011	Sheldon	
D638,875 S	5/2011	Sheldon	
D638,876 S	5/2011	Sheldon	
D638,877 S	5/2011	Sheldon	
D646,707 S	10/2011	Sheldon	
D649,179 S	11/2011	Sheldon	
D651,640 S	1/2012	Sheldon	
D677,311 S	* 3/2013	Markovitz	..... D16/315
D683,387 S	5/2013	Sheldon	
D688,295 S	8/2013	Sheldon	
D692,942 S	11/2013	Sheldon	
D704,764 S	* 5/2014	Markovitz	..... D16/315
D709,549 S	7/2014	Sheldon	
D709,550 S	7/2014	Sheldon	
D721,124 S	1/2015	Sheldon	
D722,103 S	2/2015	Sheldon	

- (22) Filed: **Mar. 18, 2015**
- (51) **LOC (10) Cl.** ..... **16-06**
- (52) **U.S. Cl.**  
USPC ..... **D16/315**
- (58) **Field of Classification Search**  
USPC ..... D16/101, 300-342, 900; D29/109-110;  
351/41, 44, 51-52, 62, 158, 92,  
351/103-123, 140-153, 63, 59, 45-48;  
2/426-432, 447-449, 441, 434-437,  
2/440, 442, 13, 15; D21/483, 659-661;  
D14/372  
CPC ..... G02C 2200/08; G02C 1/06; G02C 5/14;  
G02C 5/16; G02C 11/02; G02C 11/04;  
A61M 2021/0044; A63B 33/002  
See application file for complete search history.

- (56) **References Cited**  
U.S. PATENT DOCUMENTS  
D421,765 S \* 3/2000 Hsu ..... D16/315  
D474,223 S \* 5/2003 Chen ..... D16/315  
D474,224 S \* 5/2003 Chen ..... D16/315  
D556,243 S \* 11/2007 Elmore ..... D16/315  
D619,160 S 7/2010 Sheldon  
D621,437 S \* 8/2010 Sheldon ..... D16/315

**OTHER PUBLICATIONS**

U.S. Appl. No. 29/308,132 Applicant: Sheldon, Brent Filing Date: May 29, 2008.

\* cited by examiner

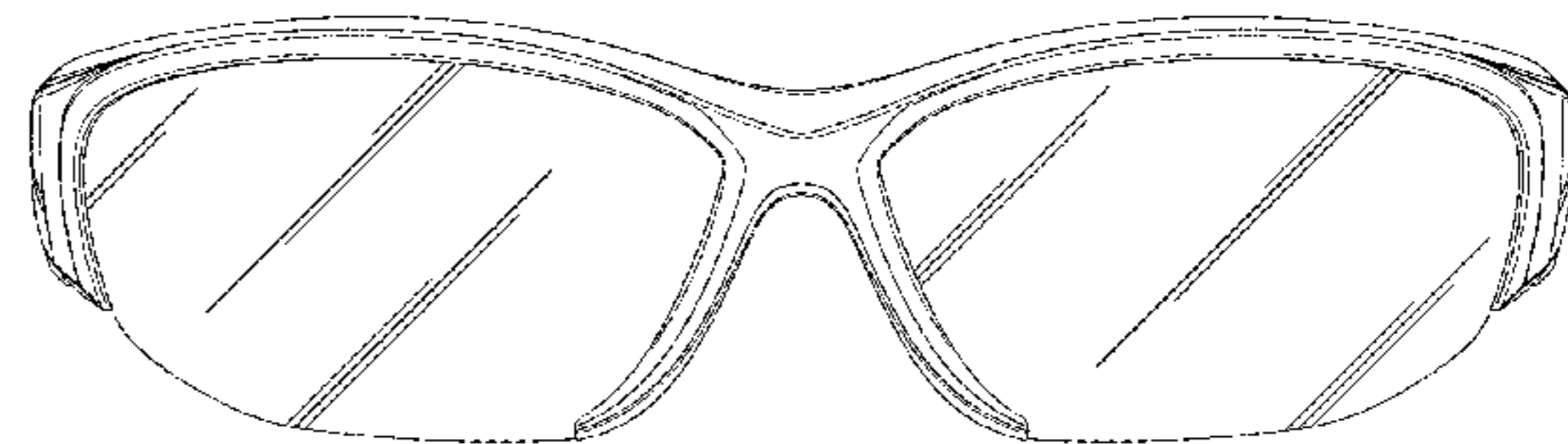
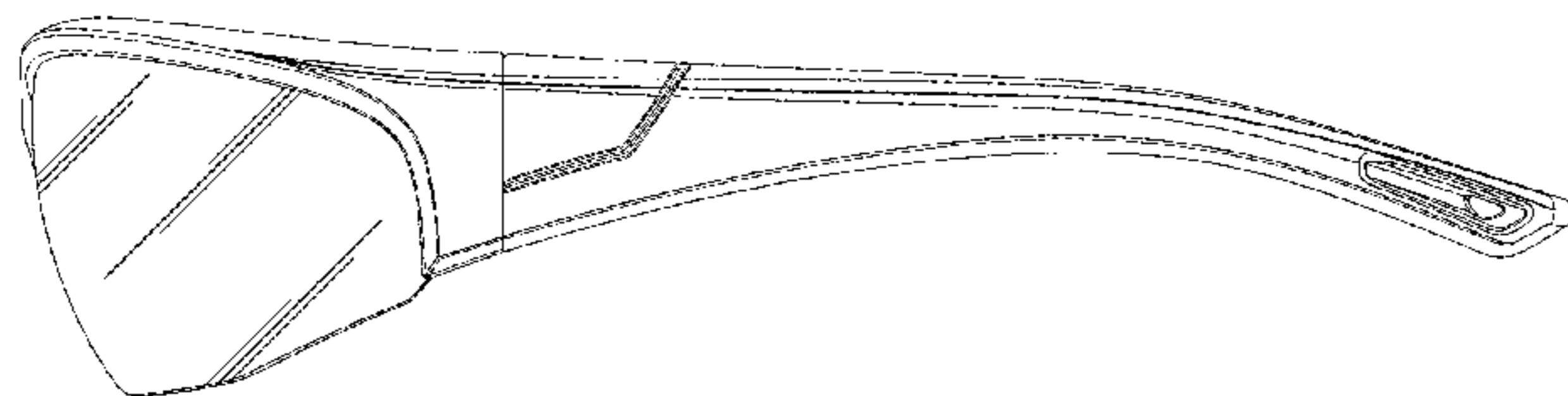
*Primary Examiner* — Raphael Barkai  
(74) *Attorney, Agent, or Firm* — Norton Rose Fulbright Canada LLP

(57) **CLAIM**  
The ornamental design for eyewear, as shown and described.

**DESCRIPTION**

FIG. 1 is a front perspective view of the eyewear in accordance with our new design;  
FIG. 2 is a left side elevational view of the design of FIG. 1;  
FIG. 3 is a right side elevational view of the design of FIG. 1;  
FIG. 4 is a top plan view of the design of FIG. 1;  
FIG. 5 is a bottom plan view of the design of FIG. 1.  
FIG. 6 is a front elevational view of the design of FIG. 1; and,  
FIG. 7 is a rear elevational view of the design of FIG. 1.

**1 Claim, 5 Drawing Sheets**



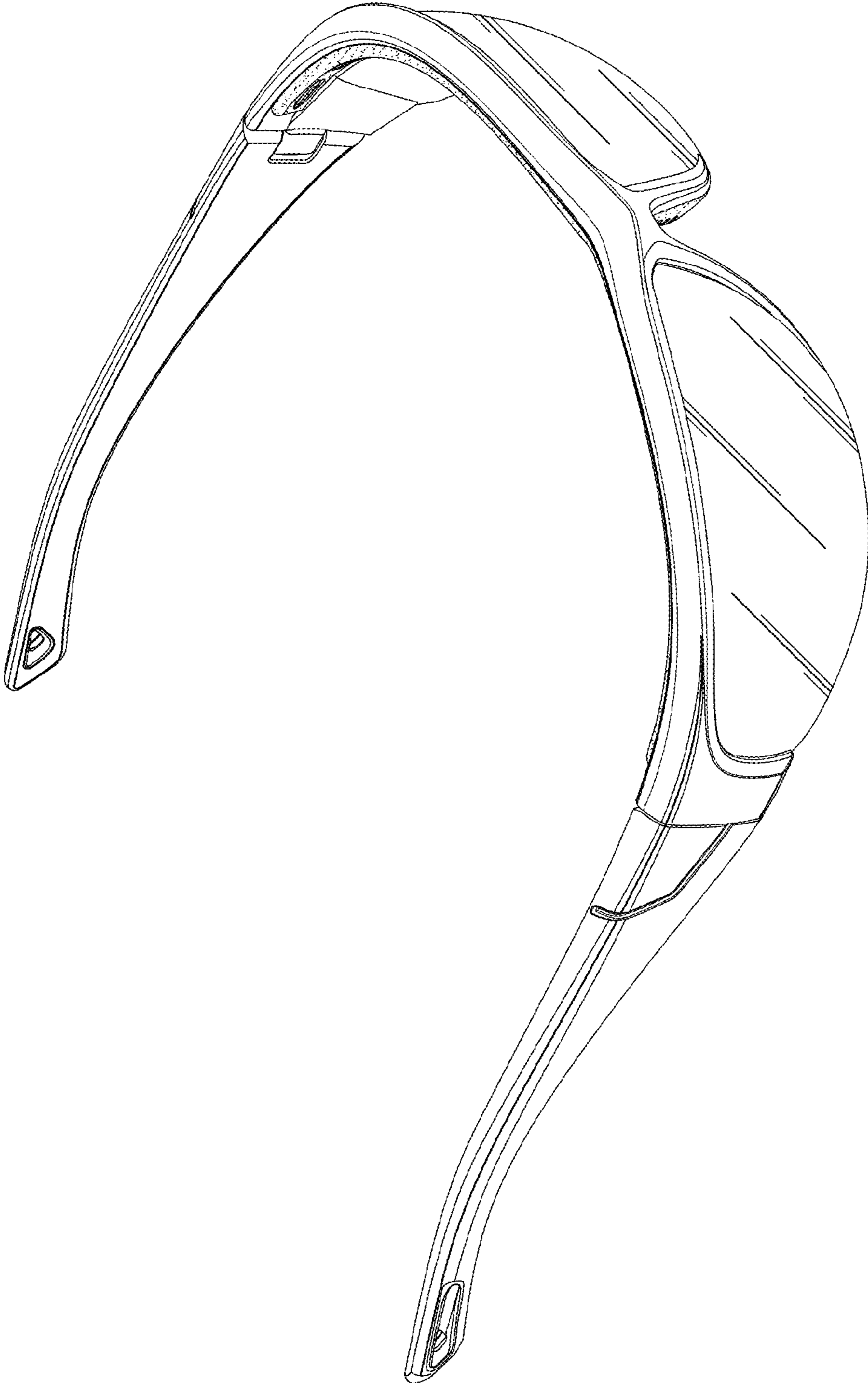


FIG-1

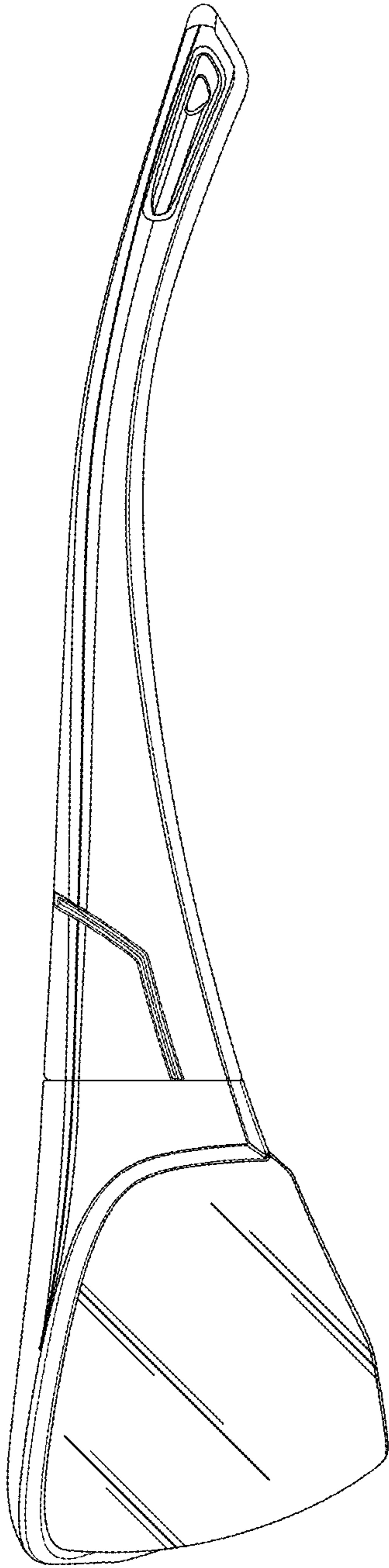


FIG. 2

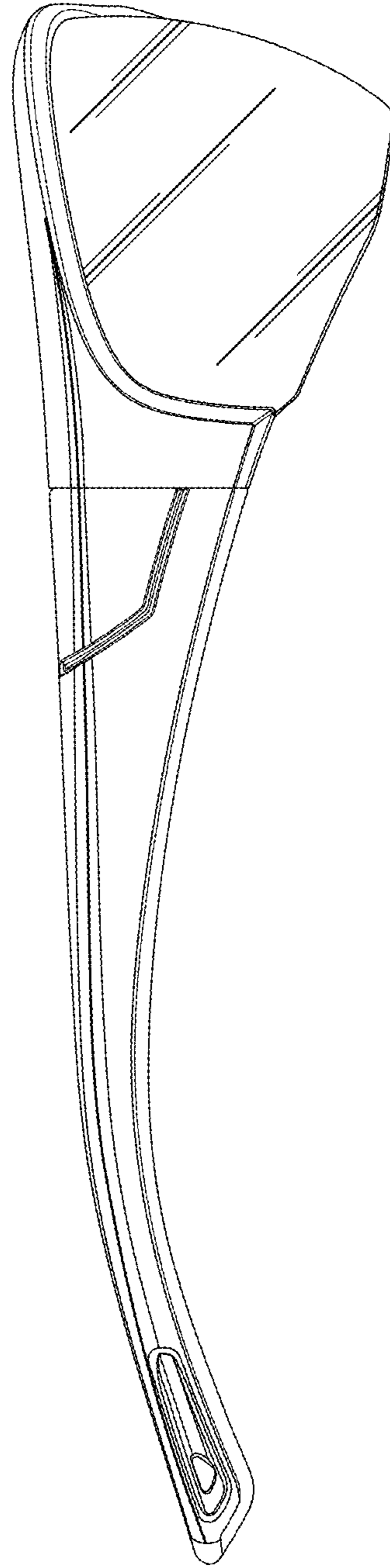


FIG. 3




Fig-4



Fig-5



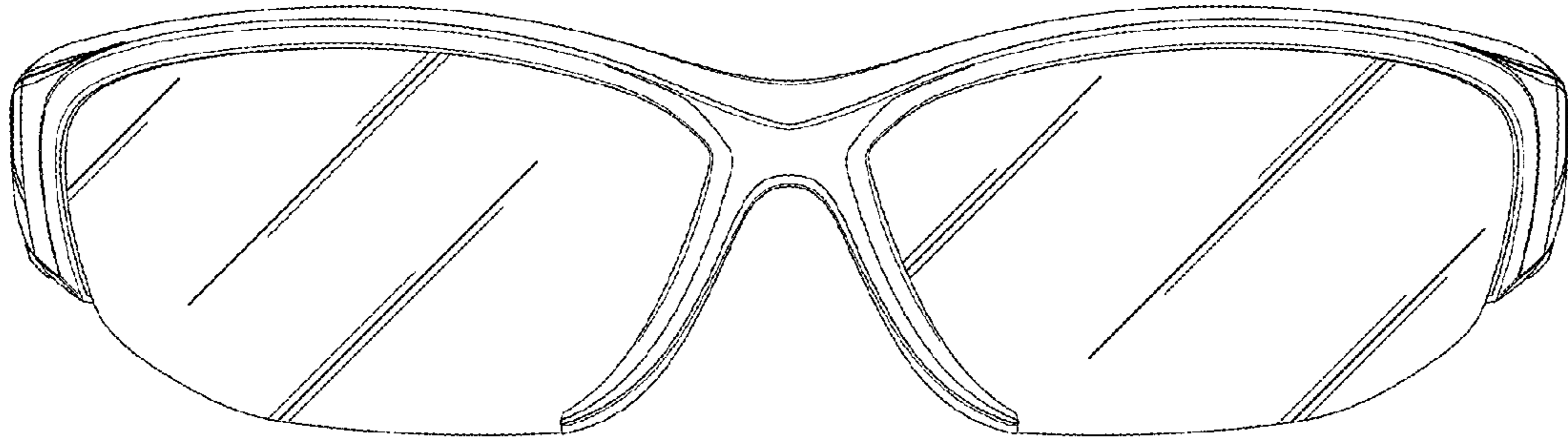


FIG. 6

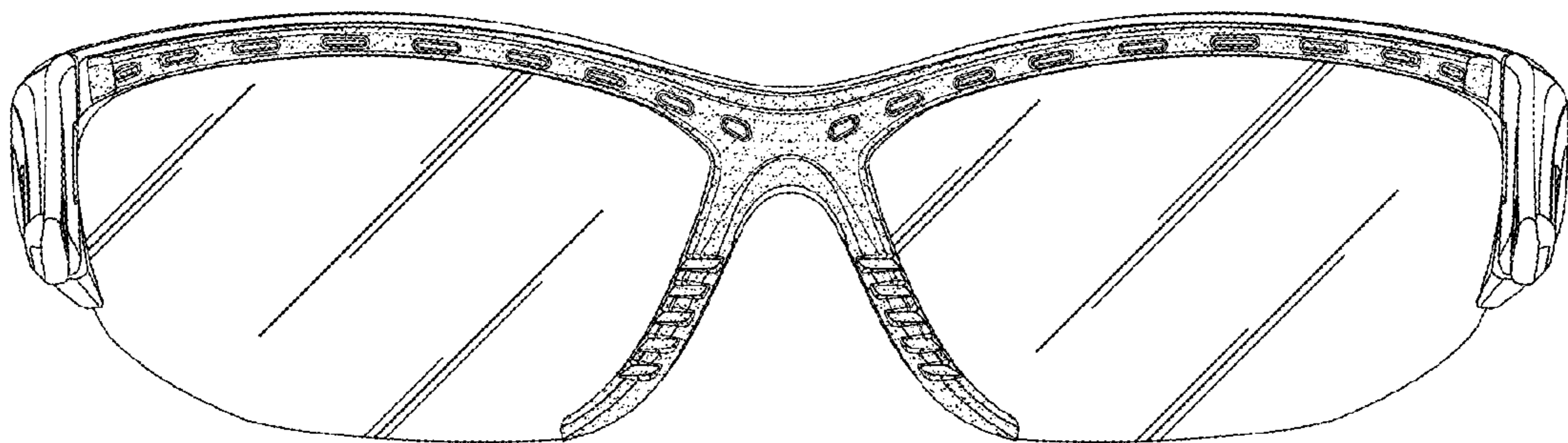


FIG. 7